


06/25/2007
10:00Colorado Department of Education
Data Summary Report
2005-2006 Student End of Year
STATE GRADUATION RATE BY SCHOOL AND IPST CATEGORYPage: 1
File: seyldb9state.lis

	GRAD BASE ADJUSTMENTS	FINAL GRAD BASE	GRADUATES	GRADUATION RATE	COMPLETERS TOTAL	COMPLETION RATE

COUNTY : 01 ADAMS						
District: 0010 MAPLETON 1						
#1 0187 Skyview Learning Through The Arts School						
Students With Disabilities	0	0	0	n/a	0	n/a
Limited English Proficient	0	0	0	n/a	0	n/a
Economically Disadvantaged	0	0	0	n/a	0	n/a
Migrant	0	0	0	n/a	0	n/a
Title1	0	0	0	n/a	0	n/a
Homeless	0	0	0	n/a	0	n/a
Gifted and Talented	0	0	0	n/a	0	n/a
#3#4#5* 0204 Alternative School						
Students With Disabilities	0	0	0	n/a	0	n/a
Limited English Proficient	0	0	0	n/a	0	n/a
Economically Disadvantaged	0	0	0	n/a	0	n/a
Migrant	0	0	0	n/a	0	n/a
Title1	0	0	0	n/a	0	n/a
Homeless	0	0	0	n/a	0	n/a
Gifted and Talented	0	0	0	n/a	0	n/a
#1 0212 Skyview Early College High School						
Students With Disabilities	0	0	0	n/a	0	n/a
Limited English Proficient	0	0	0	n/a	0	n/a
Economically Disadvantaged	0	0	0	n/a	0	n/a
Migrant	0	0	0	n/a	0	n/a
Title1	0	0	0	n/a	0	n/a
Homeless	0	0	0	n/a	0	n/a
Gifted and Talented	0	0	0	n/a	0	n/a
#1 0221 Skyview New Technology High School						
Students With Disabilities	0	0	0	n/a	0	n/a
Limited English Proficient	0	0	0	n/a	0	n/a
Economically Disadvantaged	0	0	0	n/a	0	n/a
Migrant	0	0	0	n/a	0	n/a
Title1	0	0	0	n/a	0	n/a
Homeless	0	0	0	n/a	0	n/a
Gifted and Talented	0	0	0	n/a	0	n/a
#1 0263 Skyview Expeditionary Learning School						
Students With Disabilities	0	0	0	n/a	0	n/a



	Limited English Proficient	0	0	0	n/a	0	n/a
	Economically Disadvantaged	0	0	0	n/a	0	n/a
	Migrant	0	0	0	n/a	0	n/a
	Title1	0	0	0	n/a	0	n/a
	Homeless	0	0	0	n/a	0	n/a
	Gifted and Talented	0	0	0	n/a	0	n/a
#1	0309 Skyview Academy High School						
	Students With Disabilities	0	0	0	n/a	0	n/a
	Limited English Proficient	0	0	0	n/a	0	n/a
	Economically Disadvantaged	0	0	0	n/a	0	n/a



06/25/2007
10:00

Page: 2

		GRAD BASE ADJUSTMENTS	FINAL GRAD BASE	GRADUATES	GRADUATION RATE	COMPLETERS TOTAL	COMPLETION RATE
	Migrant	0	0	0	n/a	0	n/a
	Title1	0	0	0	n/a	0	n/a
	Homeless	0	0	0	n/a	0	n/a
	Gifted and Talented	0	0	0	n/a	0	n/a
#1	0311 Skyview Big Picture High School						
	Students With Disabilities	0	0	0	n/a	0	n/a
	Limited English Proficient	0	0	0	n/a	0	n/a
	Economically Disadvantaged	0	0	0	n/a	0	n/a
	Migrant	0	0	0	n/a	0	n/a
	Title1	0	0	0	n/a	0	n/a
	Homeless	0	0	0	n/a	0	n/a
	Gifted and Talented	0	0	0	n/a	0	n/a
#3	3960 Skyview High School						
	Students With Disabilities	4	43	24	55.8%	26	60.5%
	Limited English Proficient	8	59	33	55.9%	33	55.9%
	Economically Disadvantaged	13	113	67	59.3%	70	61.9%
	Migrant	1	4	1	25.0%	1	25.0%
	Title1	0	0	0	n/a	0	n/a
	Homeless	0	0	0	n/a	0	n/a
	Gifted and Talented	0	10	8	80.0%	9	90.0%
DISTRICT TOTALS (All Schools)							
	Students With Disabilities	4	43	24	55.8%	26	60.5%
	Limited English Proficient	8	59	33	55.9%	33	55.9%
	Economically Disadvantaged	13	113	67	59.3%	70	61.9%
	Migrant	1	4	1	25.0%	1	25.0%
	Title1	0	0	0	n/a	0	n/a
	Homeless	0	0	0	n/a	0	n/a
	Gifted and Talented	0	10	8	80.0%	9	90.0%
District: 0020 ADAMS 12 FIVE STAR SCHOOLS							
#3	0015 Academy Of Charter Schools						
	Students With Disabilities	0	5	5	100.0%	5	100.0%
	Limited English Proficient	1	0	0	n/a	0	n/a
	Economically Disadvantaged	1	8	6	75.0%	8	100.0%
	Migrant	0	0	0	n/a	0	n/a
	Title1	0	0	0	n/a	0	n/a
	Homeless	0	0	0	n/a	0	n/a
	Gifted and Talented	0	1	1	100.0%	1	100.0%
#1#4#5*	0036 High Plains High School						

Students With Disabilities	0	0	0	n/a	0	n/a
Limited English Proficient	0	0	0	n/a	0	n/a
Economically Disadvantaged	0	0	0	n/a	0	n/a
Migrant	0	0	0	n/a	0	n/a
Title1	0	0	0	n/a	0	n/a
Homeless	0	0	0	n/a	0	n/a
Gifted and Talented	0	0	0	n/a	0	n/a

#3#4 0210 Vantage Point

Students With Disabilities	2	11	8	72.7%	8	72.7%
----------------------------	---	----	---	-------	---	-------



06/25/2007
10:00

Page: 3

	GRAD BASE ADJUSTMENTS	FINAL GRAD BASE	GRADUATES	GRADUATION RATE	COMPLETERS TOTAL	COMPLETION RATE
Limited English Proficient	0	11	4	36.4%	4	36.4%
Economically Disadvantaged	2	24	7	29.2%	8	33.3%
Migrant	0	2	1	50.0%	1	50.0%
Title1	0	5	1	20.0%	1	20.0%
Homeless	0	0	0	n/a	0	n/a
Gifted and Talented	0	1	1	100.0%	1	100.0%
#1 1752 Colorado Virtual Academy (Cova)						
Students With Disabilities	0	0	0	n/a	0	n/a
Limited English Proficient	0	0	0	n/a	0	n/a
Economically Disadvantaged	0	0	0	n/a	0	n/a
Migrant	0	0	0	n/a	0	n/a
Title1	0	0	0	n/a	0	n/a
Homeless	0	0	0	n/a	0	n/a
Gifted and Talented	0	0	0	n/a	0	n/a
#3 4108 Horizon High School						
Students With Disabilities	0	47	31	66.0%	31	66.0%
Limited English Proficient	1	27	22	81.5%	22	81.5%
Economically Disadvantaged	1	52	43	82.7%	44	84.6%
Migrant	0	0	0	n/a	0	n/a
Title1	0	0	0	n/a	0	n/a
Homeless	0	5	3	60.0%	3	60.0%
Gifted and Talented	0	22	19	86.4%	21	95.5%
#3 5043 Legacy High School						
Students With Disabilities	1	33	19	57.6%	21	63.6%
Limited English Proficient	0	19	15	78.9%	15	78.9%
Economically Disadvantaged	3	41	30	73.2%	31	75.6%
Migrant	0	0	0	n/a	0	n/a
Title1	0	0	0	n/a	0	n/a
Homeless	0	13	11	84.6%	11	84.6%
Gifted and Talented	0	26	24	92.3%	26	100.0%
#3 5816 Thornton High School						
Students With Disabilities	4	56	36	64.3%	36	64.3%
Limited English Proficient	1	93	83	89.2%	83	89.2%
Economically Disadvantaged	10	163	127	77.9%	132	81.0%
Migrant	0	17	16	94.1%	16	94.1%
Title1	0	4	3	75.0%	4	100.0%
Homeless	1	7	5	71.4%	5	71.4%
Gifted and Talented	0	24	24	100.0%	24	100.0%
#3 6402 Northglenn High School						

Students With Disabilities	14	64	38	59.4%	38	59.4%
Limited English Proficient	5	75	52	69.3%	52	69.3%
Economically Disadvantaged	22	121	87	71.9%	88	72.7%
Migrant	3	9	6	66.7%	6	66.7%
Title1	3	27	19	70.4%	20	74.1%
Homeless	1	3	2	66.7%	2	66.7%
Gifted and Talented	0	20	19	95.0%	19	95.0%

#2 6949 Pinnacle Charter High School

Students With Disabilities	0	2	2	100.0%	2	100.0%
----------------------------	---	---	---	--------	---	--------



06/25/2007
10:00

Page: 4

		GRAD BASE ADJUSTMENTS	FINAL GRAD BASE	GRADUATES	GRADUATION RATE	COMPLETERS TOTAL	COMPLETION RATE
	Limited English Proficient	0	1	1	100.0%	1	100.0%
	Economically Disadvantaged	0	2	2	100.0%	2	100.0%
	Migrant	0	0	0	n/a	0	n/a
	Title1	0	0	0	n/a	0	n/a
	Homeless	0	0	0	n/a	0	n/a
	Gifted and Talented	0	0	0	n/a	0	n/a
#3	#5* 6950 Pinnacle Charter School						
	Students With Disabilities	0	0	0	n/a	0	n/a
	Limited English Proficient	0	0	0	n/a	0	n/a
	Economically Disadvantaged	0	0	0	n/a	0	n/a
	Migrant	0	0	0	n/a	0	n/a
	Title1	0	0	0	n/a	0	n/a
	Homeless	0	0	0	n/a	0	n/a
	Gifted and Talented	0	0	0	n/a	0	n/a
#1	#5* 9155 Bollman Occupational Center						
	Students With Disabilities	0	0	0	n/a	0	n/a
	Limited English Proficient	0	0	0	n/a	0	n/a
	Economically Disadvantaged	0	0	0	n/a	0	n/a
	Migrant	0	0	0	n/a	0	n/a
	Title1	0	0	0	n/a	0	n/a
	Homeless	0	0	0	n/a	0	n/a
	Gifted and Talented	0	0	0	n/a	0	n/a
DISTRICT TOTALS (All Schools)							
	Students With Disabilities	21	218	139	63.8%	141	64.7%
	Limited English Proficient	8	226	177	78.3%	177	78.3%
	Economically Disadvantaged	39	411	302	73.5%	313	76.2%
	Migrant	3	28	23	82.1%	23	82.1%
	Title1	3	36	23	63.9%	25	69.4%
	Homeless	2	28	21	75.0%	21	75.0%
	Gifted and Talented	0	94	88	93.6%	92	97.9%
District: 0030 ADAMS COUNTY 14							
#3#4	0022 Lester R Arnold High School						
	Students With Disabilities	0	10	5	50.0%	5	50.0%
	Limited English Proficient	0	8	3	37.5%	4	50.0%
	Economically Disadvantaged	1	27	13	48.1%	14	51.9%
	Migrant	0	6	0	0.0%	0	0.0%
	Title1	0	13	5	38.5%	6	46.2%
	Homeless	0	1	0	0.0%	0	0.0%
	Gifted and Talented	0	2	0	0.0%	0	0.0%

#3 0024 Adams City High School

Students With Disabilities	3	39	28	71.8%	29	74.4%
Limited English Proficient	14	77	52	67.5%	53	68.8%
Economically Disadvantaged	29	203	155	76.4%	162	79.8%
Migrant	5	26	19	73.1%	19	73.1%
Title1	9	65	45	69.2%	47	72.3%
Homeless	0	2	1	50.0%	1	50.0%
Gifted and Talented	2	23	22	95.7%	22	95.7%

#2#4 6245 New America School



06/25/2007
10:00

Page: 5

	GRAD BASE ADJUSTMENTS	FINAL GRAD BASE	GRADUATES	GRADUATION RATE	COMPLETERS TOTAL	COMPLETION RATE
Students With Disabilities	0	0	0	n/a	0	n/a
Limited English Proficient	0	44	29	65.9%	32	72.7%
Economically Disadvantaged	0	6	3	50.0%	3	50.0%
Migrant	0	4	2	50.0%	2	50.0%
Title1	0	0	0	n/a	0	n/a
Homeless	0	0	0	n/a	0	n/a
Gifted and Talented	0	0	0	n/a	0	n/a
DISTRICT TOTALS (All Schools)						
Students With Disabilities	3	49	33	67.3%	34	69.4%
Limited English Proficient	14	129	84	65.1%	89	69.0%
Economically Disadvantaged	30	236	171	72.5%	179	75.8%
Migrant	5	36	21	58.3%	21	58.3%
Title1	9	78	50	64.1%	53	67.9%
Homeless	0	3	1	33.3%	1	33.3%
Gifted and Talented	2	25	22	88.0%	22	88.0%
District: 0040 BRIGHTON 27J						
#3#4	1021 Brighton Heritage Academy					
Students With Disabilities	3	5	1	20.0%	2	40.0%
Limited English Proficient	3	11	1	9.1%	2	18.2%
Economically Disadvantaged	8	16	2	12.5%	7	43.8%
Migrant	0	2	0	0.0%	0	0.0%
Title1	0	0	0	n/a	0	n/a
Homeless	1	2	0	0.0%	0	0.0%
Gifted and Talented	0	0	0	n/a	0	n/a
#3	1022 Brighton High School					
Students With Disabilities	0	27	18	66.7%	19	70.4%
Limited English Proficient	2	59	46	78.0%	48	81.4%
Economically Disadvantaged	4	87	69	79.3%	73	83.9%
Migrant	0	9	6	66.7%	6	66.7%
Title1	0	0	0	n/a	0	n/a
Homeless	1	7	5	71.4%	5	71.4%
Gifted and Talented	0	73	72	98.6%	72	98.6%
#3	1027 Brighton Charter School					
Students With Disabilities	1	3	3	100.0%	3	100.0%
Limited English Proficient	0	1	1	100.0%	1	100.0%
Economically Disadvantaged	0	8	6	75.0%	6	75.0%
Migrant	0	0	0	n/a	0	n/a
Title1	0	0	0	n/a	0	n/a

Homeless	0	0	0	n/a	0	n/a
Gifted and Talented	0	0	0	n/a	0	n/a

DISTRICT TOTALS (All Schools)


Students With Disabilities	4	35	22	62.9%	24	68.6%
Limited English Proficient	5	71	48	67.6%	51	71.8%
Economically Disadvantaged	12	111	77	69.4%	86	77.5%
Migrant	0	11	6	54.5%	6	54.5%
Title1	0	0	0	n/a	0	n/a
Homeless	2	9	5	55.6%	5	55.6%
Gifted and Talented	0	73	72	98.6%	72	98.6%



06/25/2007
10:00

Page: 6

	GRAD BASE ADJUSTMENTS	FINAL GRAD BASE	GRADUATES	GRADUATION RATE	COMPLETERS TOTAL	COMPLETION RATE
District: 0050 BENNETT 29J						
#3	0775 Bennett High School					
	Students With Disabilities	0	6	5	83.3%	6 100.0%
	Limited English Proficient	0	0	0	n/a	0 n/a
	Economically Disadvantaged	0	6	5	83.3%	6 100.0%
	Migrant	0	0	0	n/a	0 n/a
	Title1	0	53	50	94.3%	51 96.2%
	Homeless	0	0	0	n/a	0 n/a
	Gifted and Talented	0	0	0	n/a	0 n/a
DISTRICT TOTALS (All Schools)						
	Students With Disabilities	0	6	5	83.3%	6 100.0%
	Limited English Proficient	0	0	0	n/a	0 n/a
	Economically Disadvantaged	0	6	5	83.3%	6 100.0%
	Migrant	0	0	0	n/a	0 n/a
	Title1	0	53	50	94.3%	51 96.2%
	Homeless	0	0	0	n/a	0 n/a
	Gifted and Talented	0	0	0	n/a	0 n/a
District: 0060 STRASBURG 31J						
#3#4	7133 Prairie Creeks Charter School					
	Students With Disabilities	0	2	1	50.0%	2 100.0%
	Limited English Proficient	0	0	0	n/a	0 n/a
	Economically Disadvantaged	0	1	1	100.0%	1 100.0%
	Migrant	0	0	0	n/a	0 n/a
	Title1	0	0	0	n/a	0 n/a
	Homeless	0	0	0	n/a	0 n/a
	Gifted and Talented	0	0	0	n/a	0 n/a
#3	8334 Strasburg High School					
	Students With Disabilities	0	6	6	100.0%	6 100.0%
	Limited English Proficient	0	0	0	n/a	0 n/a
	Economically Disadvantaged	0	6	6	100.0%	6 100.0%
	Migrant	0	0	0	n/a	0 n/a
	Title1	0	0	0	n/a	0 n/a
	Homeless	0	0	0	n/a	0 n/a
	Gifted and Talented	0	0	0	n/a	0 n/a
DISTRICT TOTALS (All Schools)						
	Students With Disabilities	0	8	7	87.5%	8 100.0%



Limited English Proficient	0	0	0	n/a	0	n/a
Economically Disadvantaged	0	7	7	100.0%	7	100.0%
Migrant	0	0	0	n/a	0	n/a
Title1	0	0	0	n/a	0	n/a
Homeless	0	0	0	n/a	0	n/a
Gifted and Talented	0	0	0	n/a	0	n/a

District: 0070 WESTMINSTER 50

#1 #5* 1320 Career Enrichment Park

Students With Disabilities	0	0	0	n/a	0	n/a
----------------------------	---	---	---	-----	---	-----



06/25/2007
10:00

Page: 7

	GRAD BASE ADJUSTMENTS	FINAL GRAD BASE	GRADUATES	GRADUATION RATE	COMPLETERS TOTAL	COMPLETION RATE
Limited English Proficient	0	0	0	n/a	0	n/a
Economically Disadvantaged	0	0	0	n/a	0	n/a
Migrant	0	0	0	n/a	0	n/a
Title1	0	0	0	n/a	0	n/a
Homeless	0	0	0	n/a	0	n/a
Gifted and Talented	0	0	0	n/a	0	n/a
#3#4#5* 1322 Alternative Center For Education						
Students With Disabilities	0	0	0	n/a	0	n/a
Limited English Proficient	0	0	0	n/a	0	n/a
Economically Disadvantaged	0	0	0	n/a	0	n/a
Migrant	0	0	0	n/a	0	n/a
Title1	0	0	0	n/a	0	n/a
Homeless	0	0	0	n/a	0	n/a
Gifted and Talented	0	0	0	n/a	0	n/a
#1#4 3931 Hidden Lake High School						
Students With Disabilities	0	6	4	66.7%	4	66.7%
Limited English Proficient	0	4	3	75.0%	4	100.0%
Economically Disadvantaged	0	22	14	63.6%	16	72.7%
Migrant	0	1	1	100.0%	1	100.0%
Title1	0	0	0	n/a	0	n/a
Homeless	0	1	0	0.0%	0	0.0%
Gifted and Talented	0	2	1	50.0%	1	50.0%
#3 4326 Iver C. Ranum High School						
Students With Disabilities	1	24	15	62.5%	15	62.5%
Limited English Proficient	10	64	40	62.5%	40	62.5%
Economically Disadvantaged	5	118	90	76.3%	94	79.7%
Migrant	0	9	5	55.6%	5	55.6%
Title1	0	0	0	n/a	0	n/a
Homeless	1	5	0	0.0%	1	20.0%
Gifted and Talented	1	23	21	91.3%	21	91.3%
#3 9466 Westminster High School						
Students With Disabilities	10	20	6	30.0%	7	35.0%
Limited English Proficient	6	29	21	72.4%	22	75.9%
Economically Disadvantaged	19	115	80	69.6%	89	77.4%
Migrant	1	5	4	80.0%	4	80.0%
Title1	0	0	0	n/a	0	n/a
Homeless	1	7	3	42.9%	4	57.1%
Gifted and Talented	0	12	12	100.0%	12	100.0%

DISTRICT TOTALS (All Schools)

Students With Disabilities	11	50	25	50.0%	26	52.0%
Limited English Proficient	16	97	64	66.0%	66	68.0%
Economically Disadvantaged	24	255	184	72.2%	199	78.0%
Migrant	1	15	10	66.7%	10	66.7%
Title1	0	0	0	n/a	0	n/a
Homeless	2	13	3	23.1%	5	38.5%
Gifted and Talented	1	37	34	91.9%	34	91.9%

COUNTY : 02 ALAMOSA

District: 0100 ALAMOSA RE-11J



06/25/2007
10:00

Page: 8

	GRAD BASE ADJUSTMENTS	FINAL GRAD BASE	GRADUATES	GRADUATION RATE	COMPLETERS TOTAL	COMPLETION RATE

#3	0118 Alamosa High School					
	Students With Disabilities	2	15	12	80.0%	12 80.0%
	Limited English Proficient	1	12	10	83.3%	10 83.3%
	Economically Disadvantaged	7	70	52	74.3%	57 81.4%
	Migrant	1	12	9	75.0%	9 75.0%
	Title1	0	0	0	n/a	0 n/a
	Homeless	0	0	0	n/a	0 n/a
	Gifted and Talented	0	0	0	n/a	0 n/a
#3#4	0119 Alamosa Open School					
	Students With Disabilities	0	1	0	0.0%	0 0.0%
	Limited English Proficient	0	6	4	66.7%	4 66.7%
	Economically Disadvantaged	5	25	11	44.0%	17 68.0%
	Migrant	0	6	4	66.7%	4 66.7%
	Title1	0	0	0	n/a	0 n/a
	Homeless	0	0	0	n/a	0 n/a
	Gifted and Talented	0	0	0	n/a	0 n/a
DISTRICT TOTALS (All Schools)						
	Students With Disabilities	2	16	12	75.0%	12 75.0%
	Limited English Proficient	1	18	14	77.8%	14 77.8%
	Economically Disadvantaged	12	95	63	66.3%	74 77.9%
	Migrant	1	18	13	72.2%	13 72.2%
	Title1	0	0	0	n/a	0 n/a
	Homeless	0	0	0	n/a	0 n/a
	Gifted and Talented	0	0	0	n/a	0 n/a
District: 0110 SANGRE DE CRISTO RE-22J						
#3	7630 Sangre De Cristo Undivided High School					
	Students With Disabilities	0	1	1	100.0%	1 100.0%
	Limited English Proficient	0	0	0	n/a	0 n/a
	Economically Disadvantaged	0	16	15	93.8%	16 100.0%
	Migrant	0	0	0	n/a	0 n/a
	Title1	0	0	0	n/a	0 n/a
	Homeless	0	0	0	n/a	0 n/a
	Gifted and Talented	0	0	0	n/a	0 n/a
DISTRICT TOTALS (All Schools)						
	Students With Disabilities	0	1	1	100.0%	1 100.0%
	Limited English Proficient	0	0	0	n/a	0 n/a
	Economically Disadvantaged	0	16	15	93.8%	16 100.0%

Migrant	0	0	0	n/a	0	n/a
Title1	0	0	0	n/a	0	n/a
Homeless	0	0	0	n/a	0	n/a
Gifted and Talented	0	0	0	n/a	0	n/a

COUNTY : 03 ARAPAHOE

District: 0120 ENGLEWOOD 1

#3#4 0206 Colorado'S Finest Alternative High School

Students With Disabilities	6	16	2	12.5%	6	37.5%
----------------------------	---	----	---	-------	---	-------



06/25/2007
10:00

Page: 9

	GRAD BASE ADJUSTMENTS	FINAL GRAD BASE	GRADUATES	GRADUATION RATE	COMPLETERS TOTAL	COMPLETION RATE
Limited English Proficient	0	0	0	n/a	0	n/a
Economically Disadvantaged	12	70	30	42.9%	37	52.9%
Migrant	0	0	0	n/a	0	n/a
Title1	0	0	0	n/a	0	n/a
Homeless	2	20	12	60.0%	13	65.0%
Gifted and Talented	0	0	0	n/a	0	n/a
#3 2746 Englewood High School						
Students With Disabilities	5	32	4	12.5%	25	78.1%
Limited English Proficient	0	13	6	46.2%	11	84.6%
Economically Disadvantaged	8	66	34	51.5%	53	80.3%
Migrant	0	0	0	n/a	0	n/a
Title1	0	0	0	n/a	0	n/a
Homeless	3	5	2	40.0%	2	40.0%
Gifted and Talented	0	0	0	n/a	0	n/a
DISTRICT TOTALS (All Schools)						
Students With Disabilities	11	48	6	12.5%	31	64.6%
Limited English Proficient	0	13	6	46.2%	11	84.6%
Economically Disadvantaged	20	136	64	47.1%	90	66.2%
Migrant	0	0	0	n/a	0	n/a
Title1	0	0	0	n/a	0	n/a
Homeless	5	25	14	56.0%	15	60.0%
Gifted and Talented	0	0	0	n/a	0	n/a
District: 0123 SHERIDAN 2						
#3 7842 Sheridan High School						
Students With Disabilities	2	22	22	100.0%	22	100.0%
Limited English Proficient	3	54	49	90.7%	49	90.7%
Economically Disadvantaged	5	87	74	85.1%	76	87.4%
Migrant	0	3	3	100.0%	3	100.0%
Title1	0	0	0	n/a	0	n/a
Homeless	1	15	14	93.3%	14	93.3%
Gifted and Talented	0	15	14	93.3%	14	93.3%
DISTRICT TOTALS (All Schools)						
Students With Disabilities	2	22	22	100.0%	22	100.0%
Limited English Proficient	3	54	49	90.7%	49	90.7%
Economically Disadvantaged	5	87	74	85.1%	76	87.4%
Migrant	0	3	3	100.0%	3	100.0%
Title1	0	0	0	n/a	0	n/a
Homeless	1	15	14	93.3%	14	93.3%
Gifted and Talented	0	15	14	93.3%	14	93.3%

District: 0130 CHERRY CREEK 5

#3 1551 Cherokee Trail High School

Students With Disabilities	1	21	21	100.0%	21	100.0%
Limited English Proficient	0	2	2	100.0%	2	100.0%
Economically Disadvantaged	2	14	14	100.0%	14	100.0%
Migrant	0	0	0	n/a	0	n/a
Title1	0	0	0	n/a	0	n/a
Homeless	0	0	0	n/a	0	n/a
Gifted and Talented	0	7	6	85.7%	7	100.0%



06/25/2007
10:00

Page: 10

	GRAD BASE ADJUSTMENTS	FINAL GRAD BASE	GRADUATES	GRADUATION RATE	COMPLETERS TOTAL	COMPLETION RATE
#3	1570 Cherry Creek High School					
	Students With Disabilities	0	82	80	97.6%	80 97.6%
	Limited English Proficient	0	22	22	100.0%	22 100.0%
	Economically Disadvantaged	4	48	45	93.8%	46 95.8%
	Migrant	0	0	0	n/a	0 n/a
	Title1	0	0	0	n/a	0 n/a
	Homeless	0	0	0	n/a	0 n/a
	Gifted and Talented	0	148	146	98.6%	147 99.3%
#3	2357 Eaglecrest High School					
	Students With Disabilities	4	71	47	66.2%	49 69.0%
	Limited English Proficient	1	15	14	93.3%	14 93.3%
	Economically Disadvantaged	9	90	66	73.3%	71 78.9%
	Migrant	0	0	0	n/a	0 n/a
	Title1	0	0	0	n/a	0 n/a
	Homeless	0	0	0	n/a	0 n/a
	Gifted and Talented	2	38	34	89.5%	37 97.4%
#3	3589 Grandview High School					
	Students With Disabilities	1	52	42	80.8%	42 80.8%
	Limited English Proficient	0	13	11	84.6%	11 84.6%
	Economically Disadvantaged	1	46	36	78.3%	37 80.4%
	Migrant	0	0	0	n/a	0 n/a
	Title1	0	0	0	n/a	0 n/a
	Homeless	0	0	0	n/a	0 n/a
	Gifted and Talented	0	58	56	96.6%	56 96.6%
#3 #5*	4461 Joliet Complex					
	Students With Disabilities	0	0	0	n/a	0 n/a
	Limited English Proficient	0	0	0	n/a	0 n/a
	Economically Disadvantaged	0	0	0	n/a	0 n/a
	Migrant	0	0	0	n/a	0 n/a
	Title1	0	0	0	n/a	0 n/a
	Homeless	0	0	0	n/a	0 n/a
	Gifted and Talented	0	0	0	n/a	0 n/a
#3	6625 Overland High School					
	Students With Disabilities	1	54	47	87.0%	48 88.9%
	Limited English Proficient	2	36	30	83.3%	30 83.3%
	Economically Disadvantaged	10	160	134	83.8%	136 85.0%
	Migrant	0	0	0	n/a	0 n/a
	Title1	0	0	0	n/a	0 n/a

Homeless	0	0	0	n/a	0	n/a
Gifted and Talented	0	45	43	95.6%	45	100.0%

#1#4#5* 7162 P.R.E.P. (Alternative) High School

Students With Disabilities	0	0	0	n/a	0	n/a
Limited English Proficient	0	0	0	n/a	0	n/a
Economically Disadvantaged	0	0	0	n/a	0	n/a
Migrant	0	0	0	n/a	0	n/a
Title1	0	0	0	n/a	0	n/a
Homeless	0	0	0	n/a	0	n/a
Gifted and Talented	0	0	0	n/a	0	n/a



06/25/2007
10:00

Page: 11

	GRAD BASE ADJUSTMENTS	FINAL GRAD BASE	GRADUATES	GRADUATION RATE	COMPLETERS TOTAL	COMPLETION RATE	
#3	8020 Smoky Hill High School						
	Students With Disabilities	3	79	58	73.4%	60	75.9%
	Limited English Proficient	1	20	20	100.0%	20	100.0%
	Economically Disadvantaged	4	101	88	87.1%	88	87.1%
	Migrant	0	0	0	n/a	0	n/a
	Title1	0	0	0	n/a	0	n/a
	Homeless	0	0	0	n/a	0	n/a
	Gifted and Talented	1	80	78	97.5%	80	100.0%
	DISTRICT TOTALS (All Schools)						
	Students With Disabilities	10	359	295	82.2%	300	83.6%
	Limited English Proficient	4	108	99	91.7%	99	91.7%
	Economically Disadvantaged	30	459	383	83.4%	392	85.4%
	Migrant	0	0	0	n/a	0	n/a
	Title1	0	0	0	n/a	0	n/a
	Homeless	0	0	0	n/a	0	n/a
	Gifted and Talented	3	376	363	96.5%	372	98.9%
	District: 0140 LITTLETON 6						
#3	0298 Arapahoe High School						
	Students With Disabilities	0	38	34	89.5%	35	92.1%
	Limited English Proficient	0	4	4	100.0%	4	100.0%
	Economically Disadvantaged	0	3	1	33.3%	3	100.0%
	Migrant	0	0	0	n/a	0	n/a
	Title1	0	0	0	n/a	0	n/a
	Homeless	0	0	0	n/a	0	n/a
	Gifted and Talented	2	130	130	100.0%	130	100.0%
#3	3930 Heritage High School						
	Students With Disabilities	0	35	28	80.0%	32	91.4%
	Limited English Proficient	0	3	3	100.0%	3	100.0%
	Economically Disadvantaged	1	25	20	80.0%	24	96.0%
	Migrant	0	0	0	n/a	0	n/a
	Title1	0	0	0	n/a	0	n/a
	Homeless	0	0	0	n/a	0	n/a
	Gifted and Talented	0	80	76	95.0%	78	97.5%
#3	5224 Littleton High School						
	Students With Disabilities	1	38	27	71.1%	29	76.3%
	Limited English Proficient	1	23	11	47.8%	11	47.8%
	Economically Disadvantaged	2	53	36	67.9%	37	69.8%

Migrant	0	1	0	0.0%	0	0.0%
Title1	0	0	0	n/a	0	n/a
Homeless	0	4	2	50.0%	2	50.0%
Gifted and Talented	0	51	51	100.0%	51	100.0%

#1#4#5* 6547 Options School


Students With Disabilities	0	0	0	n/a	0	n/a
Limited English Proficient	0	0	0	n/a	0	n/a
Economically Disadvantaged	0	0	0	n/a	0	n/a
Migrant	0	0	0	n/a	0	n/a
Title1	0	0	0	n/a	0	n/a



06/25/2007
10:00

Page: 12

	GRAD BASE ADJUSTMENTS	FINAL GRAD BASE	GRADUATES	GRADUATION RATE	COMPLETERS TOTAL	COMPLETION RATE
Homeless	0	0	0	n/a	0	n/a
Gifted and Talented	0	0	0	n/a	0	n/a
#1#4#5* 6809 Pathways						
Students With Disabilities	0	0	0	n/a	0	n/a
Limited English Proficient	0	0	0	n/a	0	n/a
Economically Disadvantaged	0	0	0	n/a	0	n/a
Migrant	0	0	0	n/a	0	n/a
Title1	0	0	0	n/a	0	n/a
Homeless	0	0	0	n/a	0	n/a
Gifted and Talented	0	0	0	n/a	0	n/a
DISTRICT TOTALS (All Schools)						
Students With Disabilities	1	111	89	80.2%	96	86.5%
Limited English Proficient	1	30	18	60.0%	18	60.0%
Economically Disadvantaged	3	81	57	70.4%	64	79.0%
Migrant	0	1	0	0.0%	0	0.0%
Title1	0	0	0	n/a	0	n/a
Homeless	0	4	2	50.0%	2	50.0%
Gifted and Talented	2	261	257	98.5%	259	99.2%
District: 0170 DEER TRAIL 26J						
#3 2140 Deer Trail Junior-Senior High School						
Students With Disabilities	0	0	0	n/a	0	n/a
Limited English Proficient	0	0	0	n/a	0	n/a
Economically Disadvantaged	0	0	0	n/a	0	n/a
Migrant	0	0	0	n/a	0	n/a
Title1	0	0	0	n/a	0	n/a
Homeless	0	0	0	n/a	0	n/a
Gifted and Talented	0	0	0	n/a	0	n/a
DISTRICT TOTALS (All Schools)						
Students With Disabilities	0	0	0	n/a	0	n/a
Limited English Proficient	0	0	0	n/a	0	n/a
Economically Disadvantaged	0	0	0	n/a	0	n/a
Migrant	0	0	0	n/a	0	n/a
Title1	0	0	0	n/a	0	n/a
Homeless	0	0	0	n/a	0	n/a
Gifted and Talented	0	0	0	n/a	0	n/a
District: 0180 ADAMS-ARAPAHOE 28J						
#1 #5* 0470 T H Pickens (Technical Center)						



Students With Disabilities	0	0	0	n/a	0	n/a
Limited English Proficient	0	0	0	n/a	0	n/a
Economically Disadvantaged	0	0	0	n/a	0	n/a
Migrant	0	0	0	n/a	0	n/a
Title1	0	0	0	n/a	0	n/a
Homeless	0	0	0	n/a	0	n/a
Gifted and Talented	0	0	0	n/a	0	n/a

#3

1458 Aurora Central High School

Students With Disabilities	11	46	33	71.7%	34	73.9%
----------------------------	----	----	----	-------	----	-------



06/25/2007
10:00

Page: 13

		GRAD BASE ADJUSTMENTS	FINAL GRAD BASE	GRADUATES	GRADUATION RATE	COMPLETERS TOTAL	COMPLETION RATE
	Limited English Proficient	33	252	164	65.1%	167	66.3%
	Economically Disadvantaged	31	273	204	74.7%	208	76.2%
	Migrant	4	25	17	68.0%	17	68.0%
	Title1	0	0	0	n/a	0	n/a
	Homeless	0	26	19	73.1%	19	73.1%
	Gifted and Talented	0	15	13	86.7%	14	93.3%
#3#4#5*	2819 Hartenbach High School						
	Students With Disabilities	2	2	0	n/a	1	n/a
	Limited English Proficient	2	2	0	n/a	0	n/a
	Economically Disadvantaged	4	7	0	n/a	2	n/a
	Migrant	0	0	0	n/a	0	n/a
	Title1	2	5	0	n/a	2	n/a
	Homeless	0	0	0	n/a	0	n/a
	Gifted and Talented	0	1	0	n/a	1	n/a
#3	3354 Gateway High School						
	Students With Disabilities	2	32	22	68.8%	22	68.8%
	Limited English Proficient	10	98	70	71.4%	71	72.4%
	Economically Disadvantaged	6	126	98	77.8%	101	80.2%
	Migrant	1	1	1	100.0%	1	100.0%
	Title1	0	0	0	n/a	0	n/a
	Homeless	0	11	8	72.7%	8	72.7%
	Gifted and Talented	1	37	35	94.6%	35	94.6%
#3	4024 Hinkley High School						
	Students With Disabilities	3	36	25	69.4%	26	72.2%
	Limited English Proficient	9	105	75	71.4%	76	72.4%
	Economically Disadvantaged	14	166	121	72.9%	124	74.7%
	Migrant	2	11	6	54.5%	6	54.5%
	Title1	0	0	0	n/a	0	n/a
	Homeless	0	3	1	33.3%	1	33.3%
	Gifted and Talented	2	47	44	93.6%	45	95.7%
#1#4	6219 New America School						
	Students With Disabilities	0	0	0	n/a	0	n/a
	Limited English Proficient	0	75	31	41.3%	34	45.3%
	Economically Disadvantaged	0	14	4	28.6%	5	35.7%
	Migrant	0	3	1	33.3%	1	33.3%
	Title1	0	0	0	n/a	0	n/a
	Homeless	0	1	0	0.0%	0	0.0%
	Gifted and Talented	0	0	0	n/a	0	n/a
#3#4	6546 Options School						

Students With Disabilities	0	1	0	0.0%	0	0.0%
Limited English Proficient	0	3	1	33.3%	1	33.3%
Economically Disadvantaged	2	3	2	66.7%	2	66.7%
Migrant	0	0	0	n/a	0	n/a
Title1	0	0	0	n/a	0	n/a
Homeless	0	0	0	n/a	0	n/a
Gifted and Talented	0	1	1	100.0%	1	100.0%

#3


7250 Rangeview High School

Students With Disabilities	4	37	22	59.5%	24	64.9%
----------------------------	---	----	----	-------	----	-------



06/25/2007
10:00

		GRAD BASE ADJUSTMENTS	FINAL GRAD BASE	GRADUATES	GRADUATION RATE	COMPLETERS TOTAL	COMPLETION RATE
	Limited English Proficient	10	85	61	71.8%	64	75.3%
	Economically Disadvantaged	3	82	59	72.0%	64	78.0%
	Migrant	0	2	1	50.0%	1	50.0%
	Title1	0	1	1	100.0%	1	100.0%
	Homeless	0	0	0	n/a	0	n/a
	Gifted and Talented	0	29	24	82.8%	27	93.1%
#3#4	8356 William Smith High School						
	Students With Disabilities	2	15	8	53.3%	10	66.7%
	Limited English Proficient	3	40	21	52.5%	23	57.5%
	Economically Disadvantaged	4	58	32	55.2%	38	65.5%
	Migrant	0	2	0	0.0%	0	0.0%
	Title1	0	4	2	50.0%	4	100.0%
	Homeless	1	1	0	0.0%	1	100.0%
	Gifted and Talented	1	5	3	60.0%	4	80.0%
DISTRICT TOTALS (All Schools)							
	Students With Disabilities	24	169	110	65.1%	117	69.2%
	Limited English Proficient	67	660	423	64.1%	436	66.1%
	Economically Disadvantaged	64	729	520	71.3%	544	74.6%
	Migrant	7	44	26	59.1%	26	59.1%
	Title1	2	10	3	30.0%	7	70.0%
	Homeless	1	42	28	66.7%	29	69.0%
	Gifted and Talented	4	135	120	88.9%	127	94.1%
District: 0190 BYERS 32J							
#3	1176 Byers Junior-Senior High School						
	Students With Disabilities	1	6	4	66.7%	4	66.7%
	Limited English Proficient	0	0	0	n/a	0	n/a
	Economically Disadvantaged	2	7	7	100.0%	7	100.0%
	Migrant	0	0	0	n/a	0	n/a
	Title1	0	0	0	n/a	0	n/a
	Homeless	0	0	0	n/a	0	n/a
	Gifted and Talented	0	0	0	n/a	0	n/a
DISTRICT TOTALS (All Schools)							
	Students With Disabilities	1	6	4	66.7%	4	66.7%
	Limited English Proficient	0	0	0	n/a	0	n/a
	Economically Disadvantaged	2	7	7	100.0%	7	100.0%
	Migrant	0	0	0	n/a	0	n/a
	Title1	0	0	0	n/a	0	n/a
	Homeless	0	0	0	n/a	0	n/a
	Gifted and Talented	0	0	0	n/a	0	n/a



COUNTY : 04 ARCHULETA

District: 0220 ARCHULETA COUNTY 50 JT

#2#4 0064 Archuleta County High School


Students With Disabilities	0	0	0	n/a	0	n/a
Limited English Proficient	0	0	0	n/a	0	n/a
Economically Disadvantaged	1	4	1	25.0%	1	25.0%
Migrant	0	0	0	n/a	0	n/a
Title1	0	0	0	n/a	0	n/a



06/25/2007
10:00

Page: 15

	GRAD BASE ADJUSTMENTS	FINAL GRAD BASE	GRADUATES	GRADUATION RATE	COMPLETERS TOTAL	COMPLETION RATE
Homeless	0	2	1	50.0%	1	50.0%
Gifted and Talented	0	0	0	n/a	0	n/a
#3 6658 Pagosa Springs High School						
Students With Disabilities	0	10	7	70.0%	7	70.0%
Limited English Proficient	0	1	0	0.0%	0	0.0%
Economically Disadvantaged	0	35	31	88.6%	31	88.6%
Migrant	0	0	0	n/a	0	n/a
Title1	0	0	0	n/a	0	n/a
Homeless	0	4	4	100.0%	4	100.0%
Gifted and Talented	0	0	0	n/a	0	n/a
DISTRICT TOTALS (All Schools)						
Students With Disabilities	0	10	7	70.0%	7	70.0%
Limited English Proficient	0	1	0	0.0%	0	0.0%
Economically Disadvantaged	1	39	32	82.1%	32	82.1%
Migrant	0	0	0	n/a	0	n/a
Title1	0	0	0	n/a	0	n/a
Homeless	0	6	5	83.3%	5	83.3%
Gifted and Talented	0	0	0	n/a	0	n/a
COUNTY : 05 BACA						
District: 0230 WALSH RE-1						
#3 #5* 0144 Eagle View Academy						
Students With Disabilities	0	0	0	n/a	0	n/a
Limited English Proficient	0	0	0	n/a	0	n/a
Economically Disadvantaged	0	0	0	n/a	0	n/a
Migrant	0	0	0	n/a	0	n/a
Title1	0	0	0	n/a	0	n/a
Homeless	0	0	0	n/a	0	n/a
Gifted and Talented	0	0	0	n/a	0	n/a
#3 9226 Walsh High School						
Students With Disabilities	0	1	1	100.0%	1	100.0%
Limited English Proficient	0	0	0	n/a	0	n/a
Economically Disadvantaged	0	5	5	100.0%	5	100.0%
Migrant	0	0	0	n/a	0	n/a
Title1	0	0	0	n/a	0	n/a
Homeless	0	0	0	n/a	0	n/a
Gifted and Talented	0	14	14	100.0%	14	100.0%
DISTRICT TOTALS (All Schools)						



Students With Disabilities	0	1	1	100.0%	1	100.0%
Limited English Proficient	0	0	0	n/a	0	n/a
Economically Disadvantaged	0	5	5	100.0%	5	100.0%
Migrant	0	0	0	n/a	0	n/a
Title1	0	0	0	n/a	0	n/a
Homeless	0	0	0	n/a	0	n/a
Gifted and Talented	0	14	14	100.0%	14	100.0%

District: 0240 PRITCHETT RE-3

#3 7180 Pritchett High School



06/25/2007
10:00

Page: 16

	GRAD BASE ADJUSTMENTS	FINAL GRAD BASE	GRADUATES	GRADUATION RATE	COMPLETERS TOTAL	COMPLETION RATE
Students With Disabilities	0	0	0	n/a	0	n/a
Limited English Proficient	0	0	0	n/a	0	n/a
Economically Disadvantaged	0	4	4	100.0%	4	100.0%
Migrant	0	0	0	n/a	0	n/a
Title1	0	6	6	100.0%	6	100.0%
Homeless	0	0	0	n/a	0	n/a
Gifted and Talented	0	2	2	100.0%	2	100.0%
DISTRICT TOTALS (All Schools)						
Students With Disabilities	0	0	0	n/a	0	n/a
Limited English Proficient	0	0	0	n/a	0	n/a
Economically Disadvantaged	0	4	4	100.0%	4	100.0%
Migrant	0	0	0	n/a	0	n/a
Title1	0	6	6	100.0%	6	100.0%
Homeless	0	0	0	n/a	0	n/a
Gifted and Talented	0	2	2	100.0%	2	100.0%
District: 0250 SPRINGFIELD RE-4						
#3 8168 Springfield High School						
Students With Disabilities	0	4	4	100.0%	4	100.0%
Limited English Proficient	0	1	1	100.0%	1	100.0%
Economically Disadvantaged	0	19	17	89.5%	18	94.7%
Migrant	0	0	0	n/a	0	n/a
Title1	0	8	7	87.5%	7	87.5%
Homeless	0	0	0	n/a	0	n/a
Gifted and Talented	0	3	3	100.0%	3	100.0%
DISTRICT TOTALS (All Schools)						
Students With Disabilities	0	4	4	100.0%	4	100.0%
Limited English Proficient	0	1	1	100.0%	1	100.0%
Economically Disadvantaged	0	19	17	89.5%	18	94.7%
Migrant	0	0	0	n/a	0	n/a
Title1	0	8	7	87.5%	7	87.5%
Homeless	0	0	0	n/a	0	n/a
Gifted and Talented	0	3	3	100.0%	3	100.0%
District: 0260 VILAS RE-5						
#1#4 1781 Colorado Online Academy (Cola)						
Students With Disabilities	0	0	0	n/a	0	n/a
Limited English Proficient	0	0	0	n/a	0	n/a
Economically Disadvantaged	0	1	1	100.0%	1	100.0%

	Migrant	0	0	0	n/a	0	n/a
	Title1	0	0	0	n/a	0	n/a
	Homeless	0	0	0	n/a	0	n/a
	Gifted and Talented	0	0	0	n/a	0	n/a
#1	4091 Hope Online Learning Academy Co-Op						
	Students With Disabilities	0	2	1	50.0%	1	50.0%
	Limited English Proficient	0	0	0	n/a	0	n/a
	Economically Disadvantaged	0	13	6	46.2%	7	53.8%
	Migrant	0	0	0	n/a	0	n/a
	Title1	0	0	0	n/a	0	n/a



06/25/2007
10:00

Page: 17

	GRAD BASE ADJUSTMENTS	FINAL GRAD BASE	GRADUATES	GRADUATION RATE	COMPLETERS TOTAL	COMPLETION RATE
Homeless	0	0	0	n/a	0	n/a
Gifted and Talented	0	0	0	n/a	0	n/a
#3 9085 V.I.L.A.S. Online School						
Students With Disabilities	0	9	5	55.6%	5	55.6%
Limited English Proficient	0	0	0	n/a	0	n/a
Economically Disadvantaged	0	10	8	80.0%	8	80.0%
Migrant	0	0	0	n/a	0	n/a
Title1	0	4	4	100.0%	4	100.0%
Homeless	0	0	0	n/a	0	n/a
Gifted and Talented	0	0	0	n/a	0	n/a
#3 9100 Vilas Undivided High School						
Students With Disabilities	0	1	1	100.0%	1	100.0%
Limited English Proficient	0	0	0	n/a	0	n/a
Economically Disadvantaged	0	7	6	85.7%	6	85.7%
Migrant	0	0	0	n/a	0	n/a
Title1	0	5	5	100.0%	5	100.0%
Homeless	0	0	0	n/a	0	n/a
Gifted and Talented	0	0	0	n/a	0	n/a
DISTRICT TOTALS (All Schools)						
Students With Disabilities	0	12	7	58.3%	7	58.3%
Limited English Proficient	0	0	0	n/a	0	n/a
Economically Disadvantaged	0	31	21	67.7%	22	71.0%
Migrant	0	0	0	n/a	0	n/a
Title1	0	9	9	100.0%	9	100.0%
Homeless	0	0	0	n/a	0	n/a
Gifted and Talented	0	0	0	n/a	0	n/a
District: 0270 CAMPO RE-6						
#3 1252 Campo Undivided High School						
Students With Disabilities	0	0	0	n/a	0	n/a
Limited English Proficient	0	0	0	n/a	0	n/a
Economically Disadvantaged	0	5	4	80.0%	4	80.0%
Migrant	0	0	0	n/a	0	n/a
Title1	0	0	0	n/a	0	n/a
Homeless	0	0	0	n/a	0	n/a
Gifted and Talented	0	1	1	100.0%	1	100.0%
DISTRICT TOTALS (All Schools)						
Students With Disabilities	0	0	0	n/a	0	n/a

Limited English Proficient	0	0	0	n/a	0	n/a
Economically Disadvantaged	0	5	4	80.0%	4	80.0%
Migrant	0	0	0	n/a	0	n/a
Title1	0	0	0	n/a	0	n/a
Homeless	0	0	0	n/a	0	n/a
Gifted and Talented	0	1	1	100.0%	1	100.0%

COUNTY : 06 BENT

District: 0290 LAS ANIMAS RE-1

#1 4983 Las Animas A+ Distance Learning School



06/25/2007
10:00

Page: 18

	GRAD BASE ADJUSTMENTS	FINAL GRAD BASE	GRADUATES	GRADUATION RATE	COMPLETERS TOTAL	COMPLETION RATE
Students With Disabilities	0	0	0	n/a	0	n/a
Limited English Proficient	0	0	0	n/a	0	n/a
Economically Disadvantaged	0	1	0	0.0%	1	100.0%
Migrant	0	0	0	n/a	0	n/a
Title1	0	0	0	n/a	0	n/a
Homeless	0	0	0	n/a	0	n/a
Gifted and Talented	0	0	0	n/a	0	n/a
#3#4#5* 4984 Las Animas Alternative School						
Students With Disabilities	0	0	0	n/a	0	n/a
Limited English Proficient	0	0	0	n/a	0	n/a
Economically Disadvantaged	0	3	0	n/a	0	n/a
Migrant	0	0	0	n/a	0	n/a
Title1	0	0	0	n/a	0	n/a
Homeless	0	0	0	n/a	0	n/a
Gifted and Talented	0	0	0	n/a	0	n/a
#3 4990 Las Animas High School						
Students With Disabilities	0	2	1	50.0%	1	50.0%
Limited English Proficient	0	0	0	n/a	0	n/a
Economically Disadvantaged	0	16	14	87.5%	14	87.5%
Migrant	0	0	0	n/a	0	n/a
Title1	0	0	0	n/a	0	n/a
Homeless	0	0	0	n/a	0	n/a
Gifted and Talented	0	2	2	100.0%	2	100.0%
DISTRICT TOTALS (All Schools)						
Students With Disabilities	0	2	1	50.0%	1	50.0%
Limited English Proficient	0	0	0	n/a	0	n/a
Economically Disadvantaged	0	20	14	70.0%	15	75.0%
Migrant	0	0	0	n/a	0	n/a
Title1	0	0	0	n/a	0	n/a
Homeless	0	0	0	n/a	0	n/a
Gifted and Talented	0	2	2	100.0%	2	100.0%
District: 0310 MC CLAVE RE-2						
#3 5670 Mc Clave Undivided High School						
Students With Disabilities	0	1	0	0.0%	0	0.0%
Limited English Proficient	0	1	1	100.0%	1	100.0%
Economically Disadvantaged	0	14	13	92.9%	13	92.9%
Migrant	0	0	0	n/a	0	n/a
Title1	0	0	0	n/a	0	n/a

Homeless	0	0	0	n/a	0	n/a
Gifted and Talented	0	2	2	100.0%	2	100.0%

DISTRICT TOTALS (All Schools)

Students With Disabilities	0	1	0	0.0%	0	0.0%
Limited English Proficient	0	1	1	100.0%	1	100.0%
Economically Disadvantaged	0	14	13	92.9%	13	92.9%
Migrant	0	0	0	n/a	0	n/a
Title1	0	0	0	n/a	0	n/a
Homeless	0	0	0	n/a	0	n/a
Gifted and Talented	0	2	2	100.0%	2	100.0%



06/25/2007
10:00

Page: 19

	GRAD BASE ADJUSTMENTS	FINAL GRAD BASE	GRADUATES	GRADUATION RATE	COMPLETERS TOTAL	COMPLETION RATE

COUNTY : 07 BOULDER						
District: 0470 ST VRAIN VALLEY RE 1J						
#3 * 2760 Erie Middle School						
Students With Disabilities	1	0	0	n/a	0	n/a
Limited English Proficient	0	0	0	n/a	0	n/a
Economically Disadvantaged	1	0	0	n/a	0	n/a
Migrant	0	0	0	n/a	0	n/a
Title1	0	0	0	n/a	0	n/a
Homeless	0	0	0	n/a	0	n/a
Gifted and Talented	0	0	0	n/a	0	n/a
#1 2761 Erie High School						
Students With Disabilities	0	5	5	100.0%	5	100.0%
Limited English Proficient	0	1	1	100.0%	1	100.0%
Economically Disadvantaged	0	10	8	80.0%	9	90.0%
Migrant	0	0	0	n/a	0	n/a
Title1	0	0	0	n/a	0	n/a
Homeless	0	3	2	66.7%	2	66.7%
Gifted and Talented	0	1	1	100.0%	1	100.0%
#3 3196 Frederick Senior High School						
Students With Disabilities	3	17	14	82.4%	14	82.4%
Limited English Proficient	1	16	13	81.3%	13	81.3%
Economically Disadvantaged	3	39	30	76.9%	31	79.5%
Migrant	0	2	1	50.0%	1	50.0%
Title1	0	0	0	n/a	0	n/a
Homeless	1	5	4	80.0%	5	100.0%
Gifted and Talented	0	5	5	100.0%	5	100.0%
#3 5282 Longmont High School						
Students With Disabilities	2	21	17	81.0%	17	81.0%
Limited English Proficient	0	26	22	84.6%	22	84.6%
Economically Disadvantaged	4	62	52	83.9%	54	87.1%
Migrant	0	8	8	100.0%	8	100.0%
Title1	0	0	0	n/a	0	n/a
Homeless	0	10	7	70.0%	8	80.0%
Gifted and Talented	0	38	37	97.4%	37	97.4%
#3 5368 Lyons Middle/Senior High School						
Students With Disabilities	0	5	5	100.0%	5	100.0%

	Limited English Proficient	0	1	1	100.0%	1	100.0%
	Economically Disadvantaged	1	5	5	100.0%	5	100.0%
	Migrant	0	0	0	n/a	0	n/a
	Title1	0	0	0	n/a	0	n/a
	Homeless	0	0	0	n/a	0	n/a
	Gifted and Talented	0	5	5	100.0%	5	100.0%
#3	6276 Niwot High School						
	Students With Disabilities	0	13	9	69.2%	10	76.9%
	Limited English Proficient	1	20	15	75.0%	15	75.0%
	Economically Disadvantaged	3	28	23	82.1%	24	85.7%



06/25/2007
10:00

Page: 20

	GRAD BASE ADJUSTMENTS	FINAL GRAD BASE	GRADUATES	GRADUATION RATE	COMPLETERS TOTAL	COMPLETION RATE
Migrant	0	1	1	100.0%	1	100.0%
Title1	0	0	0	n/a	0	n/a
Homeless	0	3	3	100.0%	3	100.0%
Gifted and Talented	0	43	42	97.7%	43	100.0%
#3#4 6498 Olde Columbine High School						
Students With Disabilities	1	6	1	16.7%	2	33.3%
Limited English Proficient	1	6	3	50.0%	3	50.0%
Economically Disadvantaged	4	21	12	57.1%	13	61.9%
Migrant	0	2	2	100.0%	2	100.0%
Title1	0	0	0	n/a	0	n/a
Homeless	1	7	6	85.7%	7	100.0%
Gifted and Talented	1	1	0	0.0%	0	0.0%
#3#4 6499 Adult Education/Lincoln Center						
Students With Disabilities	0	6	0	0.0%	0	0.0%
Limited English Proficient	0	4	0	0.0%	0	0.0%
Economically Disadvantaged	0	27	7	25.9%	7	25.9%
Migrant	0	2	0	0.0%	0	0.0%
Title1	0	0	0	n/a	0	n/a
Homeless	0	8	2	25.0%	2	25.0%
Gifted and Talented	0	0	0	n/a	0	n/a
#3 7789 Silver Creek High School						
Students With Disabilities	0	16	15	93.8%	15	93.8%
Limited English Proficient	0	3	3	100.0%	3	100.0%
Economically Disadvantaged	2	12	7	58.3%	8	66.7%
Migrant	0	1	1	100.0%	1	100.0%
Title1	0	0	0	n/a	0	n/a
Homeless	0	1	0	0.0%	0	0.0%
Gifted and Talented	0	23	22	95.7%	23	100.0%
#3 7954 Skyline High School						
Students With Disabilities	4	28	16	57.1%	16	57.1%
Limited English Proficient	7	50	35	70.0%	35	70.0%
Economically Disadvantaged	10	89	60	67.4%	61	68.5%
Migrant	0	11	8	72.7%	8	72.7%
Title1	0	0	0	n/a	0	n/a
Homeless	1	3	3	100.0%	3	100.0%
Gifted and Talented	0	12	12	100.0%	12	100.0%
#3 8997 Ute Creek Secondary Charter Academy						
Students With Disabilities	0	7	5	71.4%	5	71.4%

Limited English Proficient	0	1	0	0.0%	0	0.0%
Economically Disadvantaged	0	8	4	50.0%	4	50.0%
Migrant	0	0	0	n/a	0	n/a
Title1	0	0	0	n/a	0	n/a
Homeless	0	2	0	0.0%	0	0.0%
Gifted and Talented	0	3	3	100.0%	3	100.0%

DISTRICT TOTALS (All Schools)

Students With Disabilities	11	124	87	70.2%	89	71.8%
Limited English Proficient	10	128	93	72.7%	93	72.7%
Economically Disadvantaged	28	301	208	69.1%	216	71.8%



06/25/2007
10:00

Page: 21

	GRAD BASE ADJUSTMENTS	FINAL GRAD BASE	GRADUATES	GRADUATION RATE	COMPLETERS TOTAL	COMPLETION RATE
Migrant	0	27	21	77.8%	21	77.8%
Title1	0	0	0	n/a	0	n/a
Homeless	3	42	27	64.3%	30	71.4%
Gifted and Talented	1	131	127	96.9%	129	98.5%
District: 0480 BOULDER VALLEY RE 2						
#3	0125 Arapahoe Ridge High School					
Students With Disabilities	3	20	11	55.0%	13	65.0%
Limited English Proficient	0	15	5	33.3%	5	33.3%
Economically Disadvantaged	2	37	14	37.8%	16	43.2%
Migrant	0	0	0	n/a	0	n/a
Title1	0	0	0	n/a	0	n/a
Homeless	0	15	3	20.0%	4	26.7%
Gifted and Talented	1	3	1	33.3%	3	100.0%
#3	0924 Boulder High School					
Students With Disabilities	1	44	41	93.2%	41	93.2%
Limited English Proficient	3	58	47	81.0%	47	81.0%
Economically Disadvantaged	1	62	47	75.8%	48	77.4%
Migrant	0	0	0	n/a	0	n/a
Title1	0	0	0	n/a	0	n/a
Homeless	0	12	5	41.7%	5	41.7%
Gifted and Talented	0	44	44	100.0%	44	100.0%
#3#4	0934 Boulder Prep Charter High School					
Students With Disabilities	3	8	3	37.5%	4	50.0%
Limited English Proficient	1	4	1	25.0%	1	25.0%
Economically Disadvantaged	3	21	6	28.6%	7	33.3%
Migrant	0	0	0	n/a	0	n/a
Title1	1	0	0	n/a	0	n/a
Homeless	0	2	0	0.0%	0	0.0%
Gifted and Talented	0	2	1	50.0%	2	100.0%
#3	1070 Broomfield High School					
Students With Disabilities	1	25	23	92.0%	24	96.0%
Limited English Proficient	0	8	6	75.0%	6	75.0%
Economically Disadvantaged	0	20	16	80.0%	17	85.0%
Migrant	0	0	0	n/a	0	n/a
Title1	0	0	0	n/a	0	n/a
Homeless	0	1	1	100.0%	1	100.0%
Gifted and Talented	0	26	25	96.2%	25	96.2%
#3	1380 Centaurus High School					

Students With Disabilities	0	25	24	96.0%	24	96.0%
Limited English Proficient	0	49	37	75.5%	37	75.5%
Economically Disadvantaged	0	65	55	84.6%	56	86.2%
Migrant	0	5	2	40.0%	2	40.0%
Title1	0	0	0	n/a	0	n/a
Homeless	0	7	4	57.1%	4	57.1%
Gifted and Talented	0	30	30	100.0%	30	100.0%

#3 2892 Fairview High School

Students With Disabilities	0	44	38	86.4%	40	90.9%
----------------------------	---	----	----	-------	----	-------



06/25/2007
10:00

Page: 22

	GRAD BASE ADJUSTMENTS	FINAL GRAD BASE	GRADUATES	GRADUATION RATE	COMPLETERS TOTAL	COMPLETION RATE
Limited English Proficient	0	16	9	56.3%	9	56.3%
Economically Disadvantaged	2	39	22	56.4%	26	66.7%
Migrant	0	0	0	n/a	0	n/a
Title1	0	0	0	n/a	0	n/a
Homeless	0	12	3	25.0%	4	33.3%
Gifted and Talented	0	62	61	98.4%	61	98.4%
#3 3499 Halcyon School (Special Education)						
Students With Disabilities	0	0	0	n/a	0	n/a
Limited English Proficient	0	0	0	n/a	0	n/a
Economically Disadvantaged	0	0	0	n/a	0	n/a
Migrant	0	0	0	n/a	0	n/a
Title1	0	0	0	n/a	0	n/a
Homeless	0	0	0	n/a	0	n/a
Gifted and Talented	0	0	0	n/a	0	n/a
#3 5999 Monarch High School						
Students With Disabilities	1	35	33	94.3%	33	94.3%
Limited English Proficient	0	3	3	100.0%	3	100.0%
Economically Disadvantaged	1	5	3	60.0%	3	60.0%
Migrant	0	0	0	n/a	0	n/a
Title1	0	0	0	n/a	0	n/a
Homeless	0	0	0	n/a	0	n/a
Gifted and Talented	0	38	38	100.0%	38	100.0%
#3 6195 New Vista High School						
Students With Disabilities	1	13	9	69.2%	10	76.9%
Limited English Proficient	0	1	1	100.0%	1	100.0%
Economically Disadvantaged	0	5	5	100.0%	5	100.0%
Migrant	0	0	0	n/a	0	n/a
Title1	0	0	0	n/a	0	n/a
Homeless	0	0	0	n/a	0	n/a
Gifted and Talented	0	5	4	80.0%	4	80.0%
#3 6212 Nederland Middle-Senior High School						
Students With Disabilities	0	11	9	81.8%	9	81.8%
Limited English Proficient	0	0	0	n/a	0	n/a
Economically Disadvantaged	0	15	11	73.3%	13	86.7%
Migrant	0	0	0	n/a	0	n/a
Title1	0	0	0	n/a	0	n/a
Homeless	0	3	1	33.3%	1	33.3%
Gifted and Talented	0	11	10	90.9%	11	100.0%
#3 6816 Peak To Peak Charter School						

Students With Disabilities	0	4	4	100.0%	4	100.0%
Limited English Proficient	0	2	2	100.0%	2	100.0%
Economically Disadvantaged	0	0	0	n/a	0	n/a
Migrant	0	0	0	n/a	0	n/a
Title1	0	0	0	n/a	0	n/a
Homeless	0	0	0	n/a	0	n/a
Gifted and Talented	0	9	9	100.0%	9	100.0%

#1 #5* 9156 Boulder Technical Education Center

Students With Disabilities	0	0	0	n/a	0	n/a
----------------------------	---	---	---	-----	---	-----



06/25/2007
10:00

Page: 23

	GRAD BASE ADJUSTMENTS	FINAL GRAD BASE	GRADUATES	GRADUATION RATE	COMPLETERS TOTAL	COMPLETION RATE
Limited English Proficient	0	0	0	n/a	0	n/a
Economically Disadvantaged	0	0	0	n/a	0	n/a
Migrant	0	0	0	n/a	0	n/a
Title1	0	0	0	n/a	0	n/a
Homeless	0	0	0	n/a	0	n/a
Gifted and Talented	0	0	0	n/a	0	n/a
DISTRICT TOTALS (All Schools)						
Students With Disabilities	10	229	195	85.2%	202	88.2%
Limited English Proficient	4	156	111	71.2%	111	71.2%
Economically Disadvantaged	9	269	179	66.5%	191	71.0%
Migrant	0	5	2	40.0%	2	40.0%
Title1	1	0	0	n/a	0	n/a
Homeless	0	52	17	32.7%	19	36.5%
Gifted and Talented	1	230	223	97.0%	227	98.7%
COUNTY : 08 CHAFFEE						
District: 0490 BUENA VISTA R-31						
#3	1130 Buena Vista High School					
Students With Disabilities	1	11	11	100.0%	11	100.0%
Limited English Proficient	0	0	0	n/a	0	n/a
Economically Disadvantaged	1	16	15	93.8%	15	93.8%
Migrant	0	0	0	n/a	0	n/a
Title1	0	0	0	n/a	0	n/a
Homeless	0	0	0	n/a	0	n/a
Gifted and Talented	0	2	2	100.0%	2	100.0%
#3#4	1508 Chaffee County High School					
Students With Disabilities	1	1	0	0.0%	1	100.0%
Limited English Proficient	0	0	0	n/a	0	n/a
Economically Disadvantaged	1	4	0	0.0%	1	25.0%
Migrant	0	0	0	n/a	0	n/a
Title1	0	0	0	n/a	0	n/a
Homeless	0	0	0	n/a	0	n/a
Gifted and Talented	0	0	0	n/a	0	n/a
DISTRICT TOTALS (All Schools)						
Students With Disabilities	2	12	11	91.7%	12	100.0%
Limited English Proficient	0	0	0	n/a	0	n/a
Economically Disadvantaged	2	20	15	75.0%	16	80.0%
Migrant	0	0	0	n/a	0	n/a
Title1	0	0	0	n/a	0	n/a

Homeless	0	0	0	n/a	0	n/a
Gifted and Talented	0	2	2	100.0%	2	100.0%

District: 0500 SALIDA R-32

#3 7568 Salida High School


Students With Disabilities	0	7	5	71.4%	6	85.7%
Limited English Proficient	0	1	0	0.0%	0	0.0%
Economically Disadvantaged	1	26	22	84.6%	23	88.5%
Migrant	0	0	0	n/a	0	n/a
Title1	0	0	0	n/a	0	n/a



06/25/2007
10:00

Page: 24

	GRAD BASE ADJUSTMENTS	FINAL GRAD BASE	GRADUATES	GRADUATION RATE	COMPLETERS TOTAL	COMPLETION RATE
Homeless	1	6	5	83.3%	6	100.0%
Gifted and Talented	0	7	7	100.0%	7	100.0%
DISTRICT TOTALS (All Schools)						
Students With Disabilities	0	7	5	71.4%	6	85.7%
Limited English Proficient	0	1	0	0.0%	0	0.0%
Economically Disadvantaged	1	26	22	84.6%	23	88.5%
Migrant	0	0	0	n/a	0	n/a
Title1	0	0	0	n/a	0	n/a
Homeless	1	6	5	83.3%	6	100.0%
Gifted and Talented	0	7	7	100.0%	7	100.0%
COUNTY : 09 CHEYENNE						
District: 0510 KIT CARSON R-1						
#3	4742 Kit Carson Junior-Senior High School					
Students With Disabilities	0	0	0	n/a	0	n/a
Limited English Proficient	0	0	0	n/a	0	n/a
Economically Disadvantaged	0	3	1	33.3%	1	33.3%
Migrant	0	0	0	n/a	0	n/a
Title1	0	0	0	n/a	0	n/a
Homeless	0	0	0	n/a	0	n/a
Gifted and Talented	0	3	3	100.0%	3	100.0%
DISTRICT TOTALS (All Schools)						
Students With Disabilities	0	0	0	n/a	0	n/a
Limited English Proficient	0	0	0	n/a	0	n/a
Economically Disadvantaged	0	3	1	33.3%	1	33.3%
Migrant	0	0	0	n/a	0	n/a
Title1	0	0	0	n/a	0	n/a
Homeless	0	0	0	n/a	0	n/a
Gifted and Talented	0	3	3	100.0%	3	100.0%
District: 0520 CHEYENNE COUNTY RE-5						
#3	1612 Cheyenne Wells High School					
Students With Disabilities	0	3	2	66.7%	2	66.7%
Limited English Proficient	0	1	1	100.0%	1	100.0%
Economically Disadvantaged	0	5	4	80.0%	4	80.0%
Migrant	0	1	1	100.0%	1	100.0%
Title1	0	0	0	n/a	0	n/a
Homeless	0	0	0	n/a	0	n/a
Gifted and Talented	0	1	1	100.0%	1	100.0%



DISTRICT TOTALS (All Schools)

Students With Disabilities	0	3	2	66.7%	2	66.7%
Limited English Proficient	0	1	1	100.0%	1	100.0%
Economically Disadvantaged	0	5	4	80.0%	4	80.0%
Migrant	0	1	1	100.0%	1	100.0%
Title1	0	0	0	n/a	0	n/a
Homeless	0	0	0	n/a	0	n/a
Gifted and Talented	0	1	1	100.0%	1	100.0%


COUNTY : 10 CLEAR CREEK



06/25/2007
10:00

Page: 25

	GRAD BASE ADJUSTMENTS	FINAL GRAD BASE	GRADUATES	GRADUATION RATE	COMPLETERS TOTAL	COMPLETION RATE
District: 0540 CLEAR CREEK RE-1						
#3	4216 Clear Creek High School					
	Students With Disabilities	2	11	8	72.7%	9 81.8%
	Limited English Proficient	0	0	0	n/a	0 n/a
	Economically Disadvantaged	3	21	19	90.5%	20 95.2%
	Migrant	0	0	0	n/a	0 n/a
	Title1	0	0	0	n/a	0 n/a
	Homeless	0	0	0	n/a	0 n/a
	Gifted and Talented	0	13	12	92.3%	13 100.0%
DISTRICT TOTALS (All Schools)						
	Students With Disabilities	2	11	8	72.7%	9 81.8%
	Limited English Proficient	0	0	0	n/a	0 n/a
	Economically Disadvantaged	3	21	19	90.5%	20 95.2%
	Migrant	0	0	0	n/a	0 n/a
	Title1	0	0	0	n/a	0 n/a
	Homeless	0	0	0	n/a	0 n/a
	Gifted and Talented	0	13	12	92.3%	13 100.0%
COUNTY : 11 CONEJOS						
District: 0550 NORTH CONEJOS RE-1J						
#3	1378 Centauri High School					
	Students With Disabilities	0	5	5	100.0%	5 100.0%
	Limited English Proficient	0	0	0	n/a	0 n/a
	Economically Disadvantaged	0	45	40	88.9%	40 88.9%
	Migrant	0	0	0	n/a	0 n/a
	Title1	0	78	73	93.6%	73 93.6%
	Homeless	0	0	0	n/a	0 n/a
	Gifted and Talented	0	0	0	n/a	0 n/a
#3#4	4837 La Jara Second Chance School					
	Students With Disabilities	0	1	1	100.0%	1 100.0%
	Limited English Proficient	0	0	0	n/a	0 n/a
	Economically Disadvantaged	0	9	6	66.7%	7 77.8%
	Migrant	0	0	0	n/a	0 n/a
	Title1	0	25	14	56.0%	17 68.0%
	Homeless	0	0	0	n/a	0 n/a
	Gifted and Talented	0	0	0	n/a	0 n/a
DISTRICT TOTALS (All Schools)						



Students With Disabilities	0	6	6	100.0%	6	100.0%
Limited English Proficient	0	0	0	n/a	0	n/a
Economically Disadvantaged	0	54	46	85.2%	47	87.0%
Migrant	0	0	0	n/a	0	n/a
Title1	0	103	87	84.5%	90	87.4%
Homeless	0	0	0	n/a	0	n/a
Gifted and Talented	0	0	0	n/a	0	n/a

District: 0560 SANFORD 6J

#3 7616 Sanford Junior/Senior High School



06/25/2007
10:00

Page: 26

	GRAD BASE ADJUSTMENTS	FINAL GRAD BASE	GRADUATES	GRADUATION RATE	COMPLETERS TOTAL	COMPLETION RATE
Students With Disabilities	0	0	0	n/a	0	n/a
Limited English Proficient	0	0	0	n/a	0	n/a
Economically Disadvantaged	0	21	19	90.5%	20	95.2%
Migrant	0	0	0	n/a	0	n/a
Title1	0	0	0	n/a	0	n/a
Homeless	0	0	0	n/a	0	n/a
Gifted and Talented	0	5	5	100.0%	5	100.0%
DISTRICT TOTALS (All Schools)						
Students With Disabilities	0	0	0	n/a	0	n/a
Limited English Proficient	0	0	0	n/a	0	n/a
Economically Disadvantaged	0	21	19	90.5%	20	95.2%
Migrant	0	0	0	n/a	0	n/a
Title1	0	0	0	n/a	0	n/a
Homeless	0	0	0	n/a	0	n/a
Gifted and Talented	0	5	5	100.0%	5	100.0%
District: 0580 SOUTH CONEJOS RE-10						
#3 0252 Antonito High School						
Students With Disabilities	0	4	3	75.0%	3	75.0%
Limited English Proficient	0	0	0	n/a	0	n/a
Economically Disadvantaged	0	22	20	90.9%	21	95.5%
Migrant	0	0	0	n/a	0	n/a
Title1	0	27	26	96.3%	27	100.0%
Homeless	0	0	0	n/a	0	n/a
Gifted and Talented	0	2	2	100.0%	2	100.0%
DISTRICT TOTALS (All Schools)						
Students With Disabilities	0	4	3	75.0%	3	75.0%
Limited English Proficient	0	0	0	n/a	0	n/a
Economically Disadvantaged	0	22	20	90.9%	21	95.5%
Migrant	0	0	0	n/a	0	n/a
Title1	0	27	26	96.3%	27	100.0%
Homeless	0	0	0	n/a	0	n/a
Gifted and Talented	0	2	2	100.0%	2	100.0%
COUNTY : 12 COSTILLA						
District: 0640 CENTENNIAL R-1						
#3 1398 Centennial High School						
Students With Disabilities	0	2	2	100.0%	2	100.0%

Limited English Proficient	0	0	0	n/a	0	n/a
Economically Disadvantaged	1	27	21	77.8%	23	85.2%
Migrant	0	0	0	n/a	0	n/a
Title1	0	29	25	86.2%	27	93.1%
Homeless	0	0	0	n/a	0	n/a
Gifted and Talented	0	0	0	n/a	0	n/a

DISTRICT TOTALS (All Schools)

Students With Disabilities	0	2	2	100.0%	2	100.0%
Limited English Proficient	0	0	0	n/a	0	n/a
Economically Disadvantaged	1	27	21	77.8%	23	85.2%



06/25/2007
10:00

Page: 27

	GRAD BASE ADJUSTMENTS	FINAL GRAD BASE	GRADUATES	GRADUATION RATE	COMPLETERS TOTAL	COMPLETION RATE
Migrant	0	0	0	n/a	0	n/a
Title1	0	29	25	86.2%	27	93.1%
Homeless	0	0	0	n/a	0	n/a
Gifted and Talented	0	0	0	n/a	0	n/a
District: 0740 SIERRA GRANDE R-30						
#3	7880 Sierra Grande Senior High School					
Students With Disabilities	0	1	0	0.0%	0	0.0%
Limited English Proficient	0	5	5	100.0%	5	100.0%
Economically Disadvantaged	0	17	15	88.2%	15	88.2%
Migrant	0	4	4	100.0%	4	100.0%
Title1	0	0	0	n/a	0	n/a
Homeless	0	0	0	n/a	0	n/a
Gifted and Talented	0	19	18	94.7%	18	94.7%
DISTRICT TOTALS (All Schools)						
Students With Disabilities	0	1	0	0.0%	0	0.0%
Limited English Proficient	0	5	5	100.0%	5	100.0%
Economically Disadvantaged	0	17	15	88.2%	15	88.2%
Migrant	0	4	4	100.0%	4	100.0%
Title1	0	0	0	n/a	0	n/a
Homeless	0	0	0	n/a	0	n/a
Gifted and Talented	0	19	18	94.7%	18	94.7%
COUNTY : 13 CROWLEY						
District: 0770 CROWLEY COUNTY RE-1-J						
#3	2058 Crowley County High School					
Students With Disabilities	1	1	0	0.0%	0	0.0%
Limited English Proficient	0	0	0	n/a	0	n/a
Economically Disadvantaged	2	24	17	70.8%	21	87.5%
Migrant	0	0	0	n/a	0	n/a
Title1	0	1	0	0.0%	0	0.0%
Homeless	0	0	0	n/a	0	n/a
Gifted and Talented	0	0	0	n/a	0	n/a
DISTRICT TOTALS (All Schools)						
Students With Disabilities	1	1	0	0.0%	0	0.0%
Limited English Proficient	0	0	0	n/a	0	n/a
Economically Disadvantaged	2	24	17	70.8%	21	87.5%
Migrant	0	0	0	n/a	0	n/a
Title1	0	1	0	0.0%	0	0.0%

Homeless	0	0	0	n/a	0	n/a
Gifted and Talented	0	0	0	n/a	0	n/a

COUNTY : 14 CUSTER

District: 0860 CUSTER COUNTY SCHOOL DISTRICT C-1

#3 2092 Custer County High School

Students With Disabilities	1	10	8	80.0%	8	80.0%
Limited English Proficient	0	0	0	n/a	0	n/a
Economically Disadvantaged	0	5	5	100.0%	5	100.0%



06/25/2007
10:00

Page: 28

	GRAD BASE ADJUSTMENTS	FINAL GRAD BASE	GRADUATES	GRADUATION RATE	COMPLETERS TOTAL	COMPLETION RATE
Migrant	0	0	0	n/a	0	n/a
Title1	0	0	0	n/a	0	n/a
Homeless	0	0	0	n/a	0	n/a
Gifted and Talented	0	0	0	n/a	0	n/a
DISTRICT TOTALS (All Schools)						
Students With Disabilities	1	10	8	80.0%	8	80.0%
Limited English Proficient	0	0	0	n/a	0	n/a
Economically Disadvantaged	0	5	5	100.0%	5	100.0%
Migrant	0	0	0	n/a	0	n/a
Title1	0	0	0	n/a	0	n/a
Homeless	0	0	0	n/a	0	n/a
Gifted and Talented	0	0	0	n/a	0	n/a
COUNTY : 15 DELTA						
District: 0870 DELTA COUNTY 50(J)						
#3	1372 Cedaredge High School					
Students With Disabilities	1	12	11	91.7%	11	91.7%
Limited English Proficient	0	2	2	100.0%	2	100.0%
Economically Disadvantaged	2	31	28	90.3%	28	90.3%
Migrant	0	1	1	100.0%	1	100.0%
Title1	0	0	0	n/a	0	n/a
Homeless	0	0	0	n/a	0	n/a
Gifted and Talented	0	3	3	100.0%	3	100.0%
#3	2155 Delta County Opportunity School					
Students With Disabilities	0	0	0	n/a	0	n/a
Limited English Proficient	0	2	0	0.0%	0	0.0%
Economically Disadvantaged	2	8	1	12.5%	3	37.5%
Migrant	0	0	0	n/a	0	n/a
Title1	0	0	0	n/a	0	n/a
Homeless	0	0	0	n/a	0	n/a
Gifted and Talented	0	0	0	n/a	0	n/a
#3	2164 Delta High School					
Students With Disabilities	0	26	17	65.4%	18	69.2%
Limited English Proficient	1	11	7	63.6%	7	63.6%
Economically Disadvantaged	2	62	43	69.4%	44	71.0%
Migrant	0	2	1	50.0%	1	50.0%
Title1	0	0	0	n/a	0	n/a
Homeless	0	2	2	100.0%	2	100.0%
Gifted and Talented	0	13	13	100.0%	13	100.0%

#3	4128 Hotchkiss High School						
	Students With Disabilities	0	3	2	66.7%	2	66.7%
	Limited English Proficient	0	1	0	0.0%	0	0.0%
	Economically Disadvantaged	1	15	15	100.0%	15	100.0%
	Migrant	0	0	0	n/a	0	n/a
	Title1	0	0	0	n/a	0	n/a
	Homeless	0	0	0	n/a	0	n/a
	Gifted and Talented	0	2	2	100.0%	2	100.0%
#3	6708 Paonia High School						



06/25/2007
10:00

Page: 29

	GRAD BASE ADJUSTMENTS	FINAL GRAD BASE	GRADUATES	GRADUATION RATE	COMPLETERS TOTAL	COMPLETION RATE
Students With Disabilities	0	3	3	100.0%	3	100.0%
Limited English Proficient	0	0	0	n/a	0	n/a
Economically Disadvantaged	0	18	16	88.9%	17	94.4%
Migrant	0	0	0	n/a	0	n/a
Title1	0	0	0	n/a	0	n/a
Homeless	0	2	1	50.0%	1	50.0%
Gifted and Talented	0	0	0	n/a	0	n/a
#3 9146 Vision School						
Students With Disabilities	0	1	0	0.0%	1	100.0%
Limited English Proficient	0	2	1	50.0%	1	50.0%
Economically Disadvantaged	0	17	11	64.7%	13	76.5%
Migrant	0	0	0	n/a	0	n/a
Title1	0	0	0	n/a	0	n/a
Homeless	0	0	0	n/a	0	n/a
Gifted and Talented	0	0	0	n/a	0	n/a
DISTRICT TOTALS (All Schools)						
Students With Disabilities	1	45	33	73.3%	35	77.8%
Limited English Proficient	1	18	10	55.6%	10	55.6%
Economically Disadvantaged	7	151	114	75.5%	120	79.5%
Migrant	0	3	2	66.7%	2	66.7%
Title1	0	0	0	n/a	0	n/a
Homeless	0	4	3	75.0%	3	75.0%
Gifted and Talented	0	18	18	100.0%	18	100.0%
COUNTY : 16 DENVER						
District: 0880 DENVER COUNTY 1						
#3 0010 Abraham Lincoln High School						
Students With Disabilities	1	39	19	48.7%	23	59.0%
Limited English Proficient	1	85	42	49.4%	43	50.6%
Economically Disadvantaged	2	163	100	61.3%	104	63.8%
Migrant	0	7	4	57.1%	4	57.1%
Title1	4	209	120	57.4%	126	60.3%
Homeless	0	4	3	75.0%	3	75.0%
Gifted and Talented	0	13	10	76.9%	12	92.3%
#3#4 0040 Ridge View Academy Charter School						
Students With Disabilities	17	71	13	18.3%	37	52.1%
Limited English Proficient	13	35	2	5.7%	18	51.4%
Economically Disadvantaged	54	278	39	14.0%	163	58.6%

	Migrant	0	0	0	n/a	0	n/a
	Title1	55	280	40	14.3%	166	59.3%
	Homeless	0	0	0	n/a	0	n/a
	Gifted and Talented	3	6	1	16.7%	4	66.7%
#1	0067 Academy Of Urban Learning						
	Students With Disabilities	0	5	0	0.0%	1	20.0%
	Limited English Proficient	0	0	0	n/a	0	n/a
	Economically Disadvantaged	0	8	2	25.0%	4	50.0%
	Migrant	0	0	0	n/a	0	n/a
	Title1	0	12	3	25.0%	6	50.0%



06/25/2007
10:00

Page: 30

		GRAD BASE ADJUSTMENTS	FINAL GRAD BASE	GRADUATES	GRADUATION RATE	COMPLETERS TOTAL	COMPLETION RATE
	Homeless	0	10	3	30.0%	6	60.0%
	Gifted and Talented	0	2	0	0.0%	2	100.0%
#3#4	0133 Emerson Street School						
	Students With Disabilities	1	0	0	n/a	0	n/a
	Limited English Proficient	1	1	0	0.0%	0	0.0%
	Economically Disadvantaged	4	1	0	0.0%	0	0.0%
	Migrant	0	0	0	n/a	0	n/a
	Title1	0	2	0	0.0%	0	0.0%
	Homeless	0	0	0	n/a	0	n/a
	Gifted and Talented	0	0	0	n/a	0	n/a
#3	0360 Arts And Cultural Studies Academy At Manual						
	Students With Disabilities	0	8	5	62.5%	5	62.5%
	Limited English Proficient	4	48	33	68.8%	33	68.8%
	Economically Disadvantaged	7	62	46	74.2%	46	74.2%
	Migrant	1	3	3	100.0%	3	100.0%
	Title1	11	75	48	64.0%	49	65.3%
	Homeless	0	1	1	100.0%	1	100.0%
	Gifted and Talented	1	0	0	n/a	0	n/a
#3	1319 Fred N Thomas Career Education Center						
	Students With Disabilities	0	4	3	75.0%	3	75.0%
	Limited English Proficient	0	10	9	90.0%	9	90.0%
	Economically Disadvantaged	1	31	27	87.1%	27	87.1%
	Migrant	0	1	0	0.0%	0	0.0%
	Title1	0	2	2	100.0%	2	100.0%
	Homeless	0	0	0	n/a	0	n/a
	Gifted and Talented	1	13	10	76.9%	10	76.9%
#3	1606 Challenges, Choices & Images Charter School						
	Students With Disabilities	0	1	1	100.0%	1	100.0%
	Limited English Proficient	0	0	0	n/a	0	n/a
	Economically Disadvantaged	0	10	10	100.0%	10	100.0%
	Migrant	0	0	0	n/a	0	n/a
	Title1	0	2	1	50.0%	1	50.0%
	Homeless	0	0	0	n/a	0	n/a
	Gifted and Talented	0	0	0	n/a	0	n/a
#3#4	1748 Colorado High School						
	Students With Disabilities	3	5	3	60.0%	3	60.0%
	Limited English Proficient	1	9	7	77.8%	7	77.8%
	Economically Disadvantaged	4	33	14	42.4%	15	45.5%

Migrant	0	0	0	n/a	0	n/a
Title1	1	59	23	39.0%	27	45.8%
Homeless	0	2	1	50.0%	1	50.0%
Gifted and Talented	1	8	2	25.0%	4	50.0%

#3 * 1866 Ace Community Challenge Charter School

Students With Disabilities	0	0	0	n/a	0	n/a
Limited English Proficient	0	0	0	n/a	0	n/a
Economically Disadvantaged	0	0	0	n/a	0	n/a
Migrant	0	0	0	n/a	0	n/a
Title1	0	0	0	n/a	0	n/a



06/25/2007
10:00

Page: 31

		GRAD BASE ADJUSTMENTS	FINAL GRAD BASE	GRADUATES	GRADUATION RATE	COMPLETERS TOTAL	COMPLETION RATE
	Homeless	0	0	0	n/a	0	n/a
	Gifted and Talented	0	0	0	n/a	0	n/a
#3#4	2180 Denver Alternative School						
	Students With Disabilities	0	14	0	0.0%	4	28.6%
	Limited English Proficient	0	12	0	0.0%	3	25.0%
	Economically Disadvantaged	0	30	0	0.0%	4	13.3%
	Migrant	0	0	0	n/a	0	n/a
	Title1	0	14	0	0.0%	2	14.3%
	Homeless	0	32	0	0.0%	5	15.6%
	Gifted and Talented	0	5	0	0.0%	2	40.0%
#3	2184 Denver School Of The Arts						
	Students With Disabilities	0	7	5	71.4%	6	85.7%
	Limited English Proficient	0	5	5	100.0%	5	100.0%
	Economically Disadvantaged	0	14	12	85.7%	12	85.7%
	Migrant	0	0	0	n/a	0	n/a
	Title1	0	1	1	100.0%	1	100.0%
	Homeless	0	0	0	n/a	0	n/a
	Gifted and Talented	0	40	38	95.0%	39	97.5%
#1	* 2185 Denver School Of Science And Technology						
	Students With Disabilities	0	0	0	n/a	0	n/a
	Limited English Proficient	0	0	0	n/a	0	n/a
	Economically Disadvantaged	0	0	0	n/a	0	n/a
	Migrant	0	0	0	n/a	0	n/a
	Title1	0	0	0	n/a	0	n/a
	Homeless	0	0	0	n/a	0	n/a
	Gifted and Talented	0	0	0	n/a	0	n/a
#3	2398 East High School						
	Students With Disabilities	4	51	34	66.7%	35	68.6%
	Limited English Proficient	0	21	13	61.9%	13	61.9%
	Economically Disadvantaged	12	122	95	77.9%	99	81.1%
	Migrant	0	1	1	100.0%	1	100.0%
	Title1	0	12	9	75.0%	9	75.0%
	Homeless	0	2	1	50.0%	1	50.0%
	Gifted and Talented	5	116	100	86.2%	105	90.5%
#3#4	2726 Emily Griffith Opportunity School						
	Students With Disabilities	0	42	5	11.9%	16	38.1%
	Limited English Proficient	0	64	9	14.1%	25	39.1%
	Economically Disadvantaged	1	144	33	22.9%	71	49.3%

Migrant	0	1	1	100.0%	1	100.0%
Title1	0	67	19	28.4%	30	44.8%
Homeless	0	4	1	25.0%	2	50.0%
Gifted and Talented	0	34	11	32.4%	21	61.8%
#3#4	2783 D P S Night High School					
Students With Disabilities	0	1	0	0.0%	0	0.0%
Limited English Proficient	0	1	0	0.0%	0	0.0%
Economically Disadvantaged	3	5	0	0.0%	0	0.0%
Migrant	0	0	0	n/a	0	n/a
Title1	0	3	0	0.0%	0	0.0%



06/25/2007
10:00

Page: 32

	GRAD BASE ADJUSTMENTS	FINAL GRAD BASE	GRADUATES	GRADUATION RATE	COMPLETERS TOTAL	COMPLETION RATE
Homeless	0	0	0	n/a	0	n/a
Gifted and Talented	0	2	0	0.0%	1	50.0%
#2 2789 Escuela Tlatelolco Charter School						
Students With Disabilities	0	2	2	100.0%	2	100.0%
Limited English Proficient	0	5	5	100.0%	5	100.0%
Economically Disadvantaged	2	16	10	62.5%	10	62.5%
Migrant	0	1	1	100.0%	1	100.0%
Title1	0	15	12	80.0%	12	80.0%
Homeless	0	0	0	n/a	0	n/a
Gifted and Talented	1	4	2	50.0%	2	50.0%
#3#4 3000 Florence Crittenton High School						
Students With Disabilities	1	4	0	0.0%	0	0.0%
Limited English Proficient	2	5	0	0.0%	0	0.0%
Economically Disadvantaged	8	24	0	0.0%	5	20.8%
Migrant	0	0	0	n/a	0	n/a
Title1	1	14	0	0.0%	3	21.4%
Homeless	0	1	0	0.0%	0	0.0%
Gifted and Talented	0	3	0	0.0%	1	33.3%
#3 3378 George Washington High School						
Students With Disabilities	3	33	22	66.7%	22	66.7%
Limited English Proficient	4	29	24	82.8%	25	86.2%
Economically Disadvantaged	6	134	113	84.3%	113	84.3%
Migrant	0	2	2	100.0%	2	100.0%
Title1	0	16	14	87.5%	14	87.5%
Homeless	1	2	1	50.0%	1	50.0%
Gifted and Talented	0	111	105	94.6%	105	94.6%
#3 4444 John F Kennedy High School						
Students With Disabilities	2	37	24	64.9%	25	67.6%
Limited English Proficient	2	31	23	74.2%	24	77.4%
Economically Disadvantaged	6	133	105	78.9%	107	80.5%
Migrant	0	4	4	100.0%	4	100.0%
Title1	0	12	7	58.3%	8	66.7%
Homeless	0	1	1	100.0%	1	100.0%
Gifted and Talented	1	78	73	93.6%	74	94.9%
#3 5029 Leadership Academy At Manual						
Students With Disabilities	1	16	10	62.5%	10	62.5%
Limited English Proficient	1	4	2	50.0%	2	50.0%
Economically Disadvantaged	7	42	32	76.2%	32	76.2%

Migrant	0	0	0	n/a	0	n/a
Title1	8	52	35	67.3%	35	67.3%
Homeless	0	1	1	100.0%	1	100.0%
Gifted and Talented	0	5	5	100.0%	5	100.0%

#3#4 5129 Life Skills Center Of Denver

Students With Disabilities	3	21	8	38.1%	8	38.1%
Limited English Proficient	2	28	7	25.0%	8	28.6%
Economically Disadvantaged	3	70	28	40.0%	33	47.1%
Migrant	0	0	0	n/a	0	n/a
Title1	1	16	6	37.5%	7	43.8%



06/25/2007
10:00

Page: 33

		GRAD BASE ADJUSTMENTS	FINAL GRAD BASE	GRADUATES	GRADUATION RATE	COMPLETERS TOTAL	COMPLETION RATE
	Homeless	0	5	2	40.0%	2	40.0%
	Gifted and Talented	1	8	4	50.0%	5	62.5%
#3#4	5844 Contemporary Learning Academy High School						
	Students With Disabilities	2	5	0	0.0%	0	0.0%
	Limited English Proficient	1	3	0	0.0%	0	0.0%
	Economically Disadvantaged	9	13	0	0.0%	3	23.1%
	Migrant	0	0	0	n/a	0	n/a
	Title1	3	20	0	0.0%	3	15.0%
	Homeless	0	0	0	n/a	0	n/a
	Gifted and Talented	0	1	0	0.0%	0	0.0%
#3	5884 Millenium Quest Science Academy At Manual						
	Students With Disabilities	3	11	7	63.6%	7	63.6%
	Limited English Proficient	0	5	3	60.0%	3	60.0%
	Economically Disadvantaged	5	50	35	70.0%	37	74.0%
	Migrant	0	1	1	100.0%	1	100.0%
	Title1	7	62	40	64.5%	42	67.7%
	Homeless	0	0	0	n/a	0	n/a
	Gifted and Talented	0	11	9	81.8%	9	81.8%
#3	5995 Montbello High School						
	Students With Disabilities	3	31	18	58.1%	18	58.1%
	Limited English Proficient	6	70	57	81.4%	57	81.4%
	Economically Disadvantaged	20	182	136	74.7%	139	76.4%
	Migrant	1	11	8	72.7%	8	72.7%
	Title1	28	268	190	70.9%	194	72.4%
	Homeless	0	3	1	33.3%	2	66.7%
	Gifted and Talented	0	28	25	89.3%	27	96.4%
#2 #5*	6233 New America School						
	Students With Disabilities	0	0	0	n/a	0	n/a
	Limited English Proficient	5	52	0	n/a	0	n/a
	Economically Disadvantaged	1	3	0	n/a	0	n/a
	Migrant	0	0	0	n/a	0	n/a
	Title1	1	0	0	n/a	0	n/a
	Homeless	0	1	0	n/a	0	n/a
	Gifted and Talented	0	1	0	n/a	0	n/a
#3	6314 North High School						
	Students With Disabilities	7	32	19	59.4%	19	59.4%
	Limited English Proficient	2	66	48	72.7%	48	72.7%
	Economically Disadvantaged	15	188	146	77.7%	147	78.2%

Migrant	0	6	6	100.0%	6	100.0%
Title1	20	255	187	73.3%	190	74.5%
Homeless	0	2	1	50.0%	1	50.0%
Gifted and Talented	3	43	36	83.7%	37	86.0%

#3#4 7163 Prep Assessment Center Contemporary Learn

Students With Disabilities	0	1	0	0.0%	0	0.0%
Limited English Proficient	0	0	0	n/a	0	n/a
Economically Disadvantaged	0	1	0	0.0%	0	0.0%
Migrant	0	0	0	n/a	0	n/a
Title1	0	3	0	0.0%	0	0.0%



06/25/2007
10:00

Page: 34

	GRAD BASE ADJUSTMENTS	FINAL GRAD BASE	GRADUATES	GRADUATION RATE	COMPLETERS TOTAL	COMPLETION RATE
Homeless	0	0	0	n/a	0	n/a
Gifted and Talented	0	0	0	n/a	0	n/a
#3 7199 P.S.1 Charter School						
Students With Disabilities	1	12	0	0.0%	0	0.0%
Limited English Proficient	0	2	0	0.0%	0	0.0%
Economically Disadvantaged	3	32	10	31.3%	12	37.5%
Migrant	0	0	0	n/a	0	n/a
Title1	0	8	0	0.0%	0	0.0%
Homeless	0	5	1	20.0%	1	20.0%
Gifted and Talented	1	16	7	43.8%	11	68.8%
#3 7947 Skyland Community High School						
Students With Disabilities	1	0	0	n/a	0	n/a
Limited English Proficient	0	0	0	n/a	0	n/a
Economically Disadvantaged	2	8	5	62.5%	5	62.5%
Migrant	0	0	0	n/a	0	n/a
Title1	0	1	1	100.0%	1	100.0%
Homeless	0	1	0	0.0%	0	0.0%
Gifted and Talented	0	6	4	66.7%	4	66.7%
#3 8086 South High School						
Students With Disabilities	0	28	25	89.3%	25	89.3%
Limited English Proficient	0	104	72	69.2%	72	69.2%
Economically Disadvantaged	2	149	107	71.8%	107	71.8%
Migrant	0	16	14	87.5%	14	87.5%
Title1	0	16	14	87.5%	14	87.5%
Homeless	0	2	2	100.0%	2	100.0%
Gifted and Talented	0	35	33	94.3%	33	94.3%
#3 8822 Thomas Jefferson High School						
Students With Disabilities	1	36	31	86.1%	31	86.1%
Limited English Proficient	1	14	11	78.6%	11	78.6%
Economically Disadvantaged	2	67	60	89.6%	61	91.0%
Migrant	0	1	1	100.0%	1	100.0%
Title1	0	7	7	100.0%	7	100.0%
Homeless	0	1	1	100.0%	1	100.0%
Gifted and Talented	2	77	75	97.4%	75	97.4%
#3 9408 West High School						
Students With Disabilities	2	33	22	66.7%	23	69.7%
Limited English Proficient	4	103	78	75.7%	78	75.7%
Economically Disadvantaged	21	273	215	78.8%	221	81.0%

Migrant	1	12	10	83.3%	10	83.3%
Title1	27	342	250	73.1%	260	76.0%
Homeless	0	4	2	50.0%	2	50.0%
Gifted and Talented	5	63	52	82.5%	55	87.3%

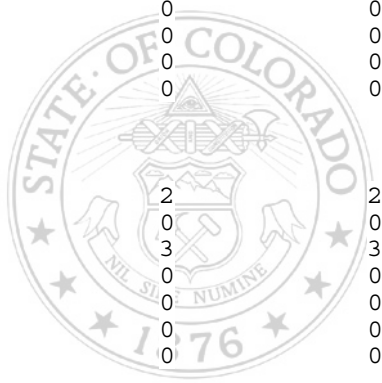
DISTRICT TOTALS (All Schools)

Students With Disabilities	56	550	276	50.2%	324	58.9%
Limited English Proficient	50	812	450	55.4%	489	60.2%
Economically Disadvantaged	200	2,286	1,380	60.4%	1,587	69.4%
Migrant	3	67	56	83.6%	56	83.6%
Title1	167	1,845	1,029	55.8%	1,209	65.5%



06/25/2007
10:00

	GRAD BASE ADJUSTMENTS	FINAL GRAD BASE	GRADUATES	GRADUATION RATE	COMPLETERS TOTAL	COMPLETION RATE
Homeless	1	84	23	27.4%	33	39.3%
Gifted and Talented	25	729	602	82.6%	643	88.2%
COUNTY : 17 DOLORES						
District: 0890 DOLORES COUNTY RE NO.2						
#3 2216 Dove Creek High School						
Students With Disabilities	0	2	2	100.0%	2	100.0%
Limited English Proficient	0	0	0	n/a	0	n/a
Economically Disadvantaged	0	3	3	100.0%	3	100.0%
Migrant	0	0	0	n/a	0	n/a
Title1	0	0	0	n/a	0	n/a
Homeless	0	0	0	n/a	0	n/a
Gifted and Talented	0	0	0	n/a	0	n/a
DISTRICT TOTALS (All Schools)						
Students With Disabilities	0	2	2	100.0%	2	100.0%
Limited English Proficient	0	0	0	n/a	0	n/a
Economically Disadvantaged	0	3	3	100.0%	3	100.0%
Migrant	0	0	0	n/a	0	n/a
Title1	0	0	0	n/a	0	n/a
Homeless	0	0	0	n/a	0	n/a
Gifted and Talented	0	0	0	n/a	0	n/a
COUNTY : 18 DOUGLAS						
District: 0900 DOUGLAS COUNTY RE 1						
#3#4 0201 Daniel C Oakes High School--Castle Rock						
Students With Disabilities	0	2	1	50.0%	2	100.0%
Limited English Proficient	0	0	0	n/a	0	n/a
Economically Disadvantaged	0	0	0	n/a	0	n/a
Migrant	0	0	0	n/a	0	n/a
Title1	0	0	0	n/a	0	n/a
Homeless	0	0	0	n/a	0	n/a
Gifted and Talented	0	0	0	n/a	0	n/a
#3 1503 Chaparral High School						
Students With Disabilities	2	38	34	89.5%	34	89.5%
Limited English Proficient	3	5	4	80.0%	4	80.0%
Economically Disadvantaged	1	16	15	93.8%	16	100.0%
Migrant	2	2	2	100.0%	2	100.0%
Title1	0	1	1	100.0%	1	100.0%



Homeless	0	0	0	n/a	0	n/a
Gifted and Talented	0	18	17	94.4%	17	94.4%

#3#4#5* 2098 Daniel C Oakes High School

Students With Disabilities	0	0	0	n/a	0	n/a
Limited English Proficient	0	0	0	n/a	0	n/a
Economically Disadvantaged	0	0	0	n/a	0	n/a
Migrant	0	0	0	n/a	0	n/a
Title1	0	0	0	n/a	0	n/a
Homeless	0	0	0	n/a	0	n/a
Gifted and Talented	0	0	0	n/a	0	n/a



06/25/2007
10:00

Page: 36

	GRAD BASE ADJUSTMENTS	FINAL GRAD BASE	GRADUATES	GRADUATION RATE	COMPLETERS TOTAL	COMPLETION RATE
#3	2230 Douglas County High School					
Students With Disabilities	1	44	36	81.8%	39	88.6%
Limited English Proficient	0	5	4	80.0%	4	80.0%
Economically Disadvantaged	0	10	7	70.0%	7	70.0%
Migrant	0	2	2	100.0%	2	100.0%
Title1	0	0	0	n/a	0	n/a
Homeless	0	0	0	n/a	0	n/a
Gifted and Talented	0	22	22	100.0%	22	100.0%
#3#4	2338 Eagle Academy					
Students With Disabilities	0	9	8	88.9%	8	88.9%
Limited English Proficient	0	1	1	100.0%	1	100.0%
Economically Disadvantaged	0	4	2	50.0%	2	50.0%
Migrant	0	0	0	n/a	0	n/a
Title1	0	0	0	n/a	0	n/a
Homeless	0	0	0	n/a	0	n/a
Gifted and Talented	0	0	0	n/a	0	n/a
#3	3980 Highlands Ranch High School					
Students With Disabilities	0	17	15	88.2%	16	94.1%
Limited English Proficient	0	5	3	60.0%	3	60.0%
Economically Disadvantaged	0	5	4	80.0%	5	100.0%
Migrant	0	3	3	100.0%	3	100.0%
Title1	0	0	0	n/a	0	n/a
Homeless	0	0	0	n/a	0	n/a
Gifted and Talented	0	17	17	100.0%	17	100.0%
#3	6165 Mountain Vista High School					
Students With Disabilities	0	24	22	91.7%	22	91.7%
Limited English Proficient	0	3	3	100.0%	3	100.0%
Economically Disadvantaged	0	2	2	100.0%	2	100.0%
Migrant	0	4	4	100.0%	4	100.0%
Title1	0	0	0	n/a	0	n/a
Homeless	0	0	0	n/a	0	n/a
Gifted and Talented	0	14	14	100.0%	14	100.0%
#3#4	7091 Plum Creek Academy					
Students With Disabilities	2	5	0	0.0%	1	20.0%
Limited English Proficient	0	0	0	n/a	0	n/a
Economically Disadvantaged	0	0	0	n/a	0	n/a
Migrant	0	0	0	n/a	0	n/a
Title1	0	0	0	n/a	0	n/a

	Homeless	0	0	0	n/a	0	n/a
	Gifted and Talented	0	0	0	n/a	0	n/a
#3	7118 Ponderosa High School						
	Students With Disabilities	1	15	11	73.3%	12	80.0%
	Limited English Proficient	0	4	4	100.0%	4	100.0%
	Economically Disadvantaged	0	15	11	73.3%	12	80.0%
	Migrant	0	1	1	100.0%	1	100.0%
	Title1	0	0	0	n/a	0	n/a
	Homeless	0	0	0	n/a	0	n/a
	Gifted and Talented	0	16	16	100.0%	16	100.0%




06/25/2007
10:00

Page: 37

	GRAD BASE ADJUSTMENTS	FINAL GRAD BASE	GRADUATES	GRADUATION RATE	COMPLETERS TOTAL	COMPLETION RATE

#3	8847 Thunderridge High School					
Students With Disabilities	0	28	20	71.4%	20	71.4%
Limited English Proficient	0	4	2	50.0%	2	50.0%
Economically Disadvantaged	0	5	4	80.0%	4	80.0%
Migrant	0	2	1	50.0%	1	50.0%
Title1	0	0	0	n/a	0	n/a
Homeless	0	0	0	n/a	0	n/a
Gifted and Talented	0	7	7	100.0%	7	100.0%
DISTRICT TOTALS (All Schools)						
Students With Disabilities	6	182	147	80.8%	154	84.6%
Limited English Proficient	3	27	21	77.8%	21	77.8%
Economically Disadvantaged	1	57	45	78.9%	48	84.2%
Migrant	2	14	13	92.9%	13	92.9%
Title1	0	1	1	100.0%	1	100.0%
Homeless	0	0	0	n/a	0	n/a
Gifted and Talented	0	94	93	98.9%	93	98.9%
COUNTY : 19 EAGLE						
District: 0910 EAGLE COUNTY RE 50						
#3#4	0205 Red Canyon High School					
Students With Disabilities	0	4	1	25.0%	1	25.0%
Limited English Proficient	0	3	0	0.0%	0	0.0%
Economically Disadvantaged	0	7	1	14.3%	1	14.3%
Migrant	0	0	0	n/a	0	n/a
Title1	0	0	0	n/a	0	n/a
Homeless	0	5	1	20.0%	1	20.0%
Gifted and Talented	0	1	1	100.0%	1	100.0%
#3	0604 Battle Mountain High School					
Students With Disabilities	1	21	16	76.2%	16	76.2%
Limited English Proficient	4	35	22	62.9%	22	62.9%
Economically Disadvantaged	0	30	20	66.7%	20	66.7%
Migrant	0	5	2	40.0%	2	40.0%
Title1	0	0	0	n/a	0	n/a
Homeless	0	4	4	100.0%	4	100.0%
Gifted and Talented	0	16	16	100.0%	16	100.0%
#3	2350 Eagle Valley High School					
Students With Disabilities	0	14	11	78.6%	11	78.6%



Limited English Proficient	0	24	19	79.2%	19	79.2%
Economically Disadvantaged	0	23	21	91.3%	21	91.3%
Migrant	0	3	3	100.0%	3	100.0%
Title1	0	0	0	n/a	0	n/a
Homeless	0	2	1	50.0%	1	50.0%
Gifted and Talented	0	14	14	100.0%	14	100.0%


DISTRICT TOTALS (All Schools)

Students With Disabilities	1	39	28	71.8%	28	71.8%
Limited English Proficient	4	62	41	66.1%	41	66.1%
Economically Disadvantaged	0	60	42	70.0%	42	70.0%



06/25/2007
10:00

	GRAD BASE ADJUSTMENTS	FINAL GRAD BASE	GRADUATES	GRADUATION RATE	COMPLETERS TOTAL	COMPLETION RATE
Migrant	0	8	5	62.5%	5	62.5%
Title1	0	0	0	n/a	0	n/a
Homeless	0	11	6	54.5%	6	54.5%
Gifted and Talented	0	31	31	100.0%	31	100.0%
COUNTY : 20 ELBERT						
District: 0920 ELIZABETH C-1						
#2 2572 Elbert County Charter School						
Students With Disabilities	0	0	0	n/a	0	n/a
Limited English Proficient	0	0	0	n/a	0	n/a
Economically Disadvantaged	0	0	0	n/a	0	n/a
Migrant	0	0	0	n/a	0	n/a
Title1	0	0	0	n/a	0	n/a
Homeless	0	0	0	n/a	0	n/a
Gifted and Talented	0	0	0	n/a	0	n/a
#3 2608 Elizabeth High School						
Students With Disabilities	0	13	11	84.6%	11	84.6%
Limited English Proficient	0	0	0	n/a	0	n/a
Economically Disadvantaged	0	6	6	100.0%	6	100.0%
Migrant	0	0	0	n/a	0	n/a
Title1	0	0	0	n/a	0	n/a
Homeless	0	0	0	n/a	0	n/a
Gifted and Talented	0	1	1	100.0%	1	100.0%
#3#4 3236 Frontier High School						
Students With Disabilities	0	7	6	85.7%	6	85.7%
Limited English Proficient	0	0	0	n/a	0	n/a
Economically Disadvantaged	0	7	6	85.7%	6	85.7%
Migrant	0	0	0	n/a	0	n/a
Title1	0	0	0	n/a	0	n/a
Homeless	0	0	0	n/a	0	n/a
Gifted and Talented	0	0	0	n/a	0	n/a
DISTRICT TOTALS (All Schools)						
Students With Disabilities	0	20	17	85.0%	17	85.0%
Limited English Proficient	0	0	0	n/a	0	n/a
Economically Disadvantaged	0	13	12	92.3%	12	92.3%
Migrant	0	0	0	n/a	0	n/a
Title1	0	0	0	n/a	0	n/a
Homeless	0	0	0	n/a	0	n/a
Gifted and Talented	0	1	1	100.0%	1	100.0%



District: 0930 KIOWA C-2

#3 4728 Kiowa High School

Students With Disabilities	0	4	4	100.0%	4	100.0%
Limited English Proficient	0	0	0	n/a	0	n/a
Economically Disadvantaged	0	5	5	100.0%	5	100.0%
Migrant	0	0	0	n/a	0	n/a
Title1	0	0	0	n/a	0	n/a
Homeless	0	0	0	n/a	0	n/a
Gifted and Talented	0	1	1	100.0%	1	100.0%



06/25/2007
10:00

Page: 39

	GRAD BASE ADJUSTMENTS	FINAL GRAD BASE	GRADUATES	GRADUATION RATE	COMPLETERS TOTAL	COMPLETION RATE
DISTRICT TOTALS (All Schools)						
Students With Disabilities	0	4	4	100.0%	4	100.0%
Limited English Proficient	0	0	0	n/a	0	n/a
Economically Disadvantaged	0	5	5	100.0%	5	100.0%
Migrant	0	0	0	n/a	0	n/a
Title1	0	0	0	n/a	0	n/a
Homeless	0	0	0	n/a	0	n/a
Gifted and Talented	0	1	1	100.0%	1	100.0%

District: 0940 BIG SANDY 100J

#3 7922 Simla High School

Students With Disabilities	0	3	3	100.0%	3	100.0%
Limited English Proficient	0	0	0	n/a	0	n/a
Economically Disadvantaged	0	10	9	90.0%	9	90.0%
Migrant	0	0	0	n/a	0	n/a
Title1	0	0	0	n/a	0	n/a
Homeless	0	0	0	n/a	0	n/a
Gifted and Talented	0	0	0	n/a	0	n/a

DISTRICT TOTALS (All Schools)

Students With Disabilities	0	3	3	100.0%	3	100.0%
Limited English Proficient	0	0	0	n/a	0	n/a
Economically Disadvantaged	0	10	9	90.0%	9	90.0%
Migrant	0	0	0	n/a	0	n/a
Title1	0	0	0	n/a	0	n/a
Homeless	0	0	0	n/a	0	n/a
Gifted and Talented	0	0	0	n/a	0	n/a

District: 0950 ELBERT 200

#3 2574 Elbert Junior-Senior High School

Students With Disabilities	0	2	2	100.0%	2	100.0%
Limited English Proficient	0	0	0	n/a	0	n/a
Economically Disadvantaged	0	2	2	100.0%	2	100.0%
Migrant	0	0	0	n/a	0	n/a
Title1	0	0	0	n/a	0	n/a
Homeless	0	0	0	n/a	0	n/a
Gifted and Talented	0	1	1	100.0%	1	100.0%

DISTRICT TOTALS (All Schools)

Students With Disabilities	0	2	2	100.0%	2	100.0%
----------------------------	---	---	---	--------	---	--------

Limited English Proficient	0	0	0	n/a	0	n/a
Economically Disadvantaged	0	2	2	100.0%	2	100.0%
Migrant	0	0	0	n/a	0	n/a
Title1	0	0	0	n/a	0	n/a
Homeless	0	0	0	n/a	0	n/a
Gifted and Talented	0	1	1	100.0%	1	100.0%

District: 0960 AGATE 300

#3 0048 Agate Junior-Senior High School

Students With Disabilities	0	0	0	n/a	0	n/a
----------------------------	---	---	---	-----	---	-----



06/25/2007
10:00

Page: 40

	GRAD BASE ADJUSTMENTS	FINAL GRAD BASE	GRADUATES	GRADUATION RATE	COMPLETERS TOTAL	COMPLETION RATE
Limited English Proficient	0	0	0	n/a	0	n/a
Economically Disadvantaged	0	3	3	100.0%	3	100.0%
Migrant	0	0	0	n/a	0	n/a
Title1	0	1	1	100.0%	1	100.0%
Homeless	0	0	0	n/a	0	n/a
Gifted and Talented	0	0	0	n/a	0	n/a
DISTRICT TOTALS (All Schools)						
Students With Disabilities	0	0	0	n/a	0	n/a
Limited English Proficient	0	0	0	n/a	0	n/a
Economically Disadvantaged	0	3	3	100.0%	3	100.0%
Migrant	0	0	0	n/a	0	n/a
Title1	0	1	1	100.0%	1	100.0%
Homeless	0	0	0	n/a	0	n/a
Gifted and Talented	0	0	0	n/a	0	n/a
COUNTY : 21 EL PASO						
District: 0970 CALHAN RJ-1						
#3	1218 Calhan High School					
Students With Disabilities	0	6	6	100.0%	6	100.0%
Limited English Proficient	0	0	0	n/a	0	n/a
Economically Disadvantaged	0	13	13	100.0%	13	100.0%
Migrant	0	0	0	n/a	0	n/a
Title1	0	0	0	n/a	0	n/a
Homeless	0	0	0	n/a	0	n/a
Gifted and Talented	0	0	0	n/a	0	n/a
DISTRICT TOTALS (All Schools)						
Students With Disabilities	0	6	6	100.0%	6	100.0%
Limited English Proficient	0	0	0	n/a	0	n/a
Economically Disadvantaged	0	13	13	100.0%	13	100.0%
Migrant	0	0	0	n/a	0	n/a
Title1	0	0	0	n/a	0	n/a
Homeless	0	0	0	n/a	0	n/a
Gifted and Talented	0	0	0	n/a	0	n/a
District: 0980 HARRISON 2						
#3#4	0029 Adult & Family Literacy					
Students With Disabilities	0	2	0	0.0%	0	0.0%
Limited English Proficient	0	2	0	0.0%	0	0.0%
Economically Disadvantaged	0	16	0	0.0%	7	43.8%

Migrant	0	1	0	0.0%	0	0.0%
Title1	0	0	0	n/a	0	n/a
Homeless	0	0	0	n/a	0	n/a
Gifted and Talented	0	1	0	0.0%	1	100.0%

#3

3806 Harrison High School

Students With Disabilities	1	25	18	72.0%	18	72.0%
Limited English Proficient	2	25	18	72.0%	18	72.0%
Economically Disadvantaged	6	133	101	75.9%	101	75.9%
Migrant	0	5	4	80.0%	4	80.0%
Title1	0	0	0	n/a	0	n/a



06/25/2007
10:00

Page: 41

		GRAD BASE ADJUSTMENTS	FINAL GRAD BASE	GRADUATES	GRADUATION RATE	COMPLETERS TOTAL	COMPLETION RATE
	Homeless	1	4	2	50.0%	2	50.0%
	Gifted and Talented	0	23	21	91.3%	21	91.3%
#3#4	3808 New Horizons Evening School						
	Students With Disabilities	1	3	1	33.3%	1	33.3%
	Limited English Proficient	0	0	0	n/a	0	n/a
	Economically Disadvantaged	1	9	3	33.3%	3	33.3%
	Migrant	0	0	0	n/a	0	n/a
	Title1	0	0	0	n/a	0	n/a
	Homeless	2	0	0	n/a	0	n/a
	Gifted and Talented	0	0	0	n/a	0	n/a
#3	4378 James Irwin Charter High School						
	Students With Disabilities	0	0	0	n/a	0	n/a
	Limited English Proficient	0	0	0	n/a	0	n/a
	Economically Disadvantaged	0	17	13	76.5%	13	76.5%
	Migrant	0	0	0	n/a	0	n/a
	Title1	0	0	0	n/a	0	n/a
	Homeless	0	0	0	n/a	0	n/a
	Gifted and Talented	0	2	2	100.0%	2	100.0%
#3#4	6244 New Horizons Day School						
	Students With Disabilities	0	5	1	20.0%	1	20.0%
	Limited English Proficient	1	1	1	100.0%	1	100.0%
	Economically Disadvantaged	1	27	11	40.7%	11	40.7%
	Migrant	0	0	0	n/a	0	n/a
	Title1	0	0	0	n/a	0	n/a
	Homeless	0	0	0	n/a	0	n/a
	Gifted and Talented	0	1	1	100.0%	1	100.0%
#3	7882 Sierra High School						
	Students With Disabilities	2	32	14	43.8%	15	46.9%
	Limited English Proficient	2	18	15	83.3%	15	83.3%
	Economically Disadvantaged	7	128	107	83.6%	108	84.4%
	Migrant	0	4	4	100.0%	4	100.0%
	Title1	0	0	0	n/a	0	n/a
	Homeless	0	4	2	50.0%	2	50.0%
	Gifted and Talented	0	44	43	97.7%	43	97.7%
#3	8940 Shivers Academy Charter School						
	Students With Disabilities	0	1	0	0.0%	0	0.0%
	Limited English Proficient	0	0	0	n/a	0	n/a
	Economically Disadvantaged	3	11	5	45.5%	5	45.5%

Migrant	0	0	0	n/a	0	n/a
Title1	0	0	0	n/a	0	n/a
Homeless	1	0	0	n/a	0	n/a
Gifted and Talented	0	1	1	100.0%	1	100.0%

DISTRICT TOTALS (All Schools)

Students With Disabilities	4	68	34	50.0%	35	51.5%
Limited English Proficient	5	46	34	73.9%	34	73.9%
Economically Disadvantaged	18	341	240	70.4%	248	72.7%
Migrant	0	10	8	80.0%	8	80.0%
Title1	0	0	0	n/a	0	n/a



06/25/2007
10:00

Page: 42

	GRAD BASE ADJUSTMENTS	FINAL GRAD BASE	GRADUATES	GRADUATION RATE	COMPLETERS TOTAL	COMPLETION RATE
Homeless	4	8	4	50.0%	4	50.0%
Gifted and Talented	0	72	68	94.4%	69	95.8%
District: 0990 WIDEFIELD 3						
#3	5841 Mesa Ridge High School					
Students With Disabilities	1	25	19	76.0%	19	76.0%
Limited English Proficient	0	2	2	100.0%	2	100.0%
Economically Disadvantaged	0	2	2	100.0%	2	100.0%
Migrant	0	0	0	n/a	0	n/a
Title1	0	1	1	100.0%	1	100.0%
Homeless	0	1	1	100.0%	1	100.0%
Gifted and Talented	0	0	0	n/a	0	n/a
#3#4	9560 Discovery High School					
Students With Disabilities	0	3	0	0.0%	2	66.7%
Limited English Proficient	0	0	0	n/a	0	n/a
Economically Disadvantaged	0	0	0	n/a	0	n/a
Migrant	0	0	0	n/a	0	n/a
Title1	0	0	0	n/a	0	n/a
Homeless	0	0	0	n/a	0	n/a
Gifted and Talented	0	0	0	n/a	0	n/a
#3	9566 Widefield High School					
Students With Disabilities	2	29	24	82.8%	24	82.8%
Limited English Proficient	0	4	3	75.0%	3	75.0%
Economically Disadvantaged	0	1	1	100.0%	1	100.0%
Migrant	0	0	0	n/a	0	n/a
Title1	0	0	0	n/a	0	n/a
Homeless	0	0	0	n/a	0	n/a
Gifted and Talented	0	0	0	n/a	0	n/a
DISTRICT TOTALS (All Schools)						
Students With Disabilities	3	57	43	75.4%	45	78.9%
Limited English Proficient	0	6	5	83.3%	5	83.3%
Economically Disadvantaged	0	3	3	100.0%	3	100.0%
Migrant	0	0	0	n/a	0	n/a
Title1	0	1	1	100.0%	1	100.0%
Homeless	0	1	1	100.0%	1	100.0%
Gifted and Talented	0	0	0	n/a	0	n/a

District: 1000 FOUNTAIN 8

#3#4 0203 Lorraine Secondary School

Students With Disabilities	0	1	0	0.0%	0	0.0%
Limited English Proficient	0	0	0	n/a	0	n/a
Economically Disadvantaged	5	6	3	50.0%	3	50.0%
Migrant	0	0	0	n/a	0	n/a
Title1	0	0	0	n/a	0	n/a
Homeless	0	0	0	n/a	0	n/a
Gifted and Talented	0	0	0	n/a	0	n/a

#3 3110 Fountain-Fort Carson High School

Students With Disabilities	2	21	15	71.4%	16	76.2%
----------------------------	---	----	----	-------	----	-------



06/25/2007
10:00

Page: 43

	GRAD BASE ADJUSTMENTS	FINAL GRAD BASE	GRADUATES	GRADUATION RATE	COMPLETERS TOTAL	COMPLETION RATE
Limited English Proficient	0	5	3	60.0%	4	80.0%
Economically Disadvantaged	5	53	46	86.8%	49	92.5%
Migrant	0	0	0	n/a	0	n/a
Title1	0	0	0	n/a	0	n/a
Homeless	0	0	0	n/a	0	n/a
Gifted and Talented	0	0	0	n/a	0	n/a
DISTRICT TOTALS (All Schools)						
Students With Disabilities	2	22	15	68.2%	16	72.7%
Limited English Proficient	0	5	3	60.0%	4	80.0%
Economically Disadvantaged	10	59	49	83.1%	52	88.1%
Migrant	0	0	0	n/a	0	n/a
Title1	0	0	0	n/a	0	n/a
Homeless	0	0	0	n/a	0	n/a
Gifted and Talented	0	0	0	n/a	0	n/a
District: 1010 COLORADO SPRINGS 11						
#3#4#5* 0121 Doherty Night School						
Students With Disabilities	0	0	0	n/a	0	n/a
Limited English Proficient	0	0	0	n/a	0	n/a
Economically Disadvantaged	0	0	0	n/a	0	n/a
Migrant	0	0	0	n/a	0	n/a
Title1	0	0	0	n/a	0	n/a
Homeless	0	0	0	n/a	0	n/a
Gifted and Talented	0	0	0	n/a	0	n/a
#3#4 0871 Bijou Alternative Program						
Students With Disabilities	0	5	3	60.0%	4	80.0%
Limited English Proficient	1	1	0	0.0%	0	0.0%
Economically Disadvantaged	4	23	9	39.1%	12	52.2%
Migrant	0	0	0	n/a	0	n/a
Title1	0	0	0	n/a	0	n/a
Homeless	0	0	0	n/a	0	n/a
Gifted and Talented	0	6	4	66.7%	5	83.3%
#3#4 1616 Civa Charter School						
Students With Disabilities	0	1	1	100.0%	1	100.0%
Limited English Proficient	0	0	0	n/a	0	n/a
Economically Disadvantaged	1	6	5	83.3%	5	83.3%
Migrant	0	0	0	n/a	0	n/a
Title1	0	0	0	n/a	0	n/a
Homeless	0	0	0	n/a	0	n/a
Gifted and Talented	0	0	0	n/a	0	n/a

#3	1870 Coronado High School						
	Students With Disabilities	5	24	10	41.7%	10	41.7%
	Limited English Proficient	0	3	2	66.7%	2	66.7%
	Economically Disadvantaged	15	57	37	64.9%	38	66.7%
	Migrant	0	0	0	n/a	0	n/a
	Title1	0	0	0	n/a	0	n/a
	Homeless	0	0	0	n/a	0	n/a
	Gifted and Talented	0	63	63	100.0%	63	100.0%
#3	1885 Community Prep Charter School						



06/25/2007
10:00

Page: 44

		GRAD BASE ADJUSTMENTS	FINAL GRAD BASE	GRADUATES	GRADUATION RATE	COMPLETERS TOTAL	COMPLETION RATE
	Students With Disabilities	2	9	2	22.2%	3	33.3%
	Limited English Proficient	0	1	1	100.0%	1	100.0%
	Economically Disadvantaged	7	28	7	25.0%	11	39.3%
	Migrant	0	0	0	n/a	0	n/a
	Title1	0	0	0	n/a	0	n/a
	Homeless	0	2	0	0.0%	0	0.0%
	Gifted and Talented	0	1	1	100.0%	1	100.0%
#1	#5*	2198 Diagnostic And Special Learning Center					
	Students With Disabilities	0	0	0	n/a	0	n/a
	Limited English Proficient	0	0	0	n/a	0	n/a
	Economically Disadvantaged	0	0	0	n/a	0	n/a
	Migrant	0	0	0	n/a	0	n/a
	Title1	0	0	0	n/a	0	n/a
	Homeless	0	0	0	n/a	0	n/a
	Gifted and Talented	0	0	0	n/a	0	n/a
#3		2202 Doherty High School					
	Students With Disabilities	0	23	17	73.9%	17	73.9%
	Limited English Proficient	0	6	6	100.0%	6	100.0%
	Economically Disadvantaged	9	87	52	59.8%	60	69.0%
	Migrant	0	0	0	n/a	0	n/a
	Title1	0	0	0	n/a	0	n/a
	Homeless	0	0	0	n/a	0	n/a
	Gifted and Talented	0	53	52	98.1%	53	100.0%
#3#4		2528 Nikola Tesla Education Opportunity Center					
	Students With Disabilities	0	10	5	50.0%	7	70.0%
	Limited English Proficient	1	2	1	50.0%	1	50.0%
	Economically Disadvantaged	12	42	14	33.3%	21	50.0%
	Migrant	0	0	0	n/a	0	n/a
	Title1	0	0	0	n/a	0	n/a
	Homeless	0	0	0	n/a	0	n/a
	Gifted and Talented	0	2	2	100.0%	2	100.0%
#3		3470 Globe Charter School					
	Students With Disabilities	1	1	1	100.0%	1	100.0%
	Limited English Proficient	0	0	0	n/a	0	n/a
	Economically Disadvantaged	1	6	4	66.7%	4	66.7%
	Migrant	0	0	0	n/a	0	n/a
	Title1	0	0	0	n/a	0	n/a
	Homeless	0	0	0	n/a	0	n/a
	Gifted and Talented	0	1	1	100.0%	1	100.0%

#2 5146 Life Skills Center Of Colorado Springs

Students With Disabilities	1	16	3	18.8%	3	18.8%
Limited English Proficient	0	3	0	0.0%	0	0.0%
Economically Disadvantaged	2	28	3	10.7%	3	10.7%
Migrant	0	0	0	n/a	0	n/a
Title1	0	0	0	n/a	0	n/a
Homeless	0	0	0	n/a	0	n/a
Gifted and Talented	0	1	0	0.0%	0	0.0%

#3 5948 Mitchell High School



06/25/2007
10:00

Page: 45

	GRAD BASE ADJUSTMENTS	FINAL GRAD BASE	GRADUATES	GRADUATION RATE	COMPLETERS TOTAL	COMPLETION RATE
Students With Disabilities	2	36	29	80.6%	30	83.3%
Limited English Proficient	6	31	20	64.5%	20	64.5%
Economically Disadvantaged	27	126	85	67.5%	89	70.6%
Migrant	0	0	0	n/a	0	n/a
Title1	0	0	0	n/a	0	n/a
Homeless	0	0	0	n/a	0	n/a
Gifted and Talented	0	30	29	96.7%	29	96.7%
#3 6680 Palmer High School						
Students With Disabilities	5	48	33	68.8%	34	70.8%
Limited English Proficient	5	20	18	90.0%	18	90.0%
Economically Disadvantaged	26	121	85	70.2%	89	73.6%
Migrant	0	0	0	n/a	0	n/a
Title1	0	0	0	n/a	0	n/a
Homeless	0	1	1	100.0%	1	100.0%
Gifted and Talented	0	97	95	97.9%	96	99.0%
#3#4#5* 6681 Palmer Night School						
Students With Disabilities	0	0	0	n/a	0	n/a
Limited English Proficient	0	0	0	n/a	0	n/a
Economically Disadvantaged	0	0	0	n/a	0	n/a
Migrant	0	0	0	n/a	0	n/a
Title1	0	0	0	n/a	0	n/a
Homeless	0	0	0	n/a	0	n/a
Gifted and Talented	0	0	0	n/a	0	n/a
#3 #5* 8148 Special Programs						
Students With Disabilities	0	0	0	n/a	0	n/a
Limited English Proficient	0	0	0	n/a	0	n/a
Economically Disadvantaged	0	0	0	n/a	0	n/a
Migrant	0	0	0	n/a	0	n/a
Title1	0	0	0	n/a	0	n/a
Homeless	0	0	0	n/a	0	n/a
Gifted and Talented	0	0	0	n/a	0	n/a
#3 9298 Wasson High School						
Students With Disabilities	0	31	13	41.9%	15	48.4%
Limited English Proficient	2	22	13	59.1%	13	59.1%
Economically Disadvantaged	25	119	63	52.9%	71	59.7%
Migrant	0	0	0	n/a	0	n/a
Title1	0	0	0	n/a	0	n/a
Homeless	0	0	0	n/a	0	n/a
Gifted and Talented	0	27	26	96.3%	26	96.3%

DISTRICT TOTALS (All Schools)

Students With Disabilities	16	204	117	57.4%	125	61.3%
Limited English Proficient	15	89	61	68.5%	61	68.5%
Economically Disadvantaged	129	643	364	56.6%	403	62.7%
Migrant	0	0	0	n/a	0	n/a
Title1	0	0	0	n/a	0	n/a
Homeless	0	3	1	33.3%	1	33.3%
Gifted and Talented	0	281	273	97.2%	276	98.2%

District: 1020 CHEYENNE MOUNTAIN 12




06/25/2007
10:00

Page: 46

	GRAD BASE ADJUSTMENTS	FINAL GRAD BASE	GRADUATES	GRADUATION RATE	COMPLETERS TOTAL	COMPLETION RATE

#3	1590 Cheyenne Mountain High School					
	Students With Disabilities	1	12	10	83.3%	10 83.3%
	Limited English Proficient	0	6	6	100.0%	6 100.0%
	Economically Disadvantaged	0	0	0	n/a	0 n/a
	Migrant	0	0	0	n/a	0 n/a
	Title1	0	0	0	n/a	0 n/a
	Homeless	0	0	0	n/a	0 n/a
	Gifted and Talented	0	0	0	n/a	0 n/a
DISTRICT TOTALS (All Schools)						
	Students With Disabilities	1	12	10	83.3%	10 83.3%
	Limited English Proficient	0	6	6	100.0%	6 100.0%
	Economically Disadvantaged	0	0	0	n/a	0 n/a
	Migrant	0	0	0	n/a	0 n/a
	Title1	0	0	0	n/a	0 n/a
	Homeless	0	0	0	n/a	0 n/a
	Gifted and Talented	0	0	0	n/a	0 n/a
District: 1030 MANITOU SPRINGS 14						
#3	5468 Manitou Springs High School					
	Students With Disabilities	1	10	8	80.0%	9 90.0%
	Limited English Proficient	0	0	0	n/a	0 n/a
	Economically Disadvantaged	1	15	14	93.3%	15 100.0%
	Migrant	0	0	0	n/a	0 n/a
	Title1	0	0	0	n/a	0 n/a
	Homeless	0	0	0	n/a	0 n/a
	Gifted and Talented	0	8	8	100.0%	8 100.0%
DISTRICT TOTALS (All Schools)						
	Students With Disabilities	1	10	8	80.0%	9 90.0%
	Limited English Proficient	0	0	0	n/a	0 n/a
	Economically Disadvantaged	1	15	14	93.3%	15 100.0%
	Migrant	0	0	0	n/a	0 n/a
	Title1	0	0	0	n/a	0 n/a
	Homeless	0	0	0	n/a	0 n/a
	Gifted and Talented	0	8	8	100.0%	8 100.0%
District: 1040 ACADEMY 20						
#3	0076 Air Academy High School					
	Students With Disabilities	0	5	2	40.0%	3 60.0%



Limited English Proficient	0	1	1	100.0%	1	100.0%
Economically Disadvantaged	1	10	8	80.0%	8	80.0%
Migrant	0	0	0	n/a	0	n/a
Title1	0	0	0	n/a	0	n/a
Homeless	0	0	0	n/a	0	n/a
Gifted and Talented	0	65	64	98.5%	65	100.0%

#3#4 0209 Aspen Valley High School

Students With Disabilities	0	1	1	100.0%	1	100.0%
Limited English Proficient	0	0	0	n/a	0	n/a
Economically Disadvantaged	0	2	1	50.0%	2	100.0%



06/25/2007
10:00

Page: 47

	GRAD BASE ADJUSTMENTS	FINAL GRAD BASE	GRADUATES	GRADUATION RATE	COMPLETERS TOTAL	COMPLETION RATE
Migrant	0	0	0	n/a	0	n/a
Title1	0	0	0	n/a	0	n/a
Homeless	0	0	0	n/a	0	n/a
Gifted and Talented	0	4	3	75.0%	4	100.0%
#3 1627 The Classical Academy Charter						
Students With Disabilities	0	2	2	100.0%	2	100.0%
Limited English Proficient	0	0	0	n/a	0	n/a
Economically Disadvantaged	0	1	0	0.0%	0	0.0%
Migrant	0	0	0	n/a	0	n/a
Title1	0	0	0	n/a	0	n/a
Homeless	0	0	0	n/a	0	n/a
Gifted and Talented	0	0	0	n/a	0	n/a
#1 2195 Discovery Canyon Campus School						
Students With Disabilities	0	0	0	n/a	0	n/a
Limited English Proficient	0	0	0	n/a	0	n/a
Economically Disadvantaged	0	0	0	n/a	0	n/a
Migrant	0	0	0	n/a	0	n/a
Title1	0	0	0	n/a	0	n/a
Homeless	0	0	0	n/a	0	n/a
Gifted and Talented	0	0	0	n/a	0	n/a
#3 5126 Liberty High School						
Students With Disabilities	3	29	25	86.2%	27	93.1%
Limited English Proficient	0	0	0	n/a	0	n/a
Economically Disadvantaged	2	15	15	100.0%	15	100.0%
Migrant	0	0	0	n/a	0	n/a
Title1	0	0	0	n/a	0	n/a
Homeless	0	0	0	n/a	0	n/a
Gifted and Talented	0	46	46	100.0%	46	100.0%
#3 6937 Pine Creek High School						
Students With Disabilities	0	18	16	88.9%	17	94.4%
Limited English Proficient	0	0	0	n/a	0	n/a
Economically Disadvantaged	1	13	12	92.3%	12	92.3%
Migrant	0	0	0	n/a	0	n/a
Title1	0	0	0	n/a	0	n/a
Homeless	0	0	0	n/a	0	n/a
Gifted and Talented	0	42	41	97.6%	41	97.6%
#3 7240 Rampart High School						
Students With Disabilities	2	16	13	81.3%	13	81.3%

Limited English Proficient	0	13	13	100.0%	13	100.0%
Economically Disadvantaged	2	12	10	83.3%	10	83.3%
Migrant	0	0	0	n/a	0	n/a
Title1	0	0	0	n/a	0	n/a
Homeless	0	0	0	n/a	0	n/a
Gifted and Talented	0	73	71	97.3%	72	98.6%

DISTRICT TOTALS (All Schools)

Students With Disabilities	5	71	59	83.1%	63	88.7%
Limited English Proficient	0	14	14	100.0%	14	100.0%
Economically Disadvantaged	6	53	46	86.8%	47	88.7%



06/25/2007
10:00

Page: 48

	GRAD BASE ADJUSTMENTS	FINAL GRAD BASE	GRADUATES	GRADUATION RATE	COMPLETERS TOTAL	COMPLETION RATE
Migrant	0	0	0	n/a	0	n/a
Title1	0	0	0	n/a	0	n/a
Homeless	0	0	0	n/a	0	n/a
Gifted and Talented	0	230	225	97.8%	228	99.1%
District: 1050 ELLICOTT 22						
#3	2642 Ellicott Senior High School					
Students With Disabilities	2	16	10	62.5%	11	68.8%
Limited English Proficient	0	5	4	80.0%	4	80.0%
Economically Disadvantaged	3	44	27	61.4%	28	63.6%
Migrant	0	4	4	100.0%	4	100.0%
Title1	0	0	0	n/a	0	n/a
Homeless	0	0	0	n/a	0	n/a
Gifted and Talented	0	0	0	n/a	0	n/a
DISTRICT TOTALS (All Schools)						
Students With Disabilities	2	16	10	62.5%	11	68.8%
Limited English Proficient	0	5	4	80.0%	4	80.0%
Economically Disadvantaged	3	44	27	61.4%	28	63.6%
Migrant	0	4	4	100.0%	4	100.0%
Title1	0	0	0	n/a	0	n/a
Homeless	0	0	0	n/a	0	n/a
Gifted and Talented	0	0	0	n/a	0	n/a
District: 1060 PEYTON 23 JT						
#3	6902 Peyton High School					
Students With Disabilities	0	4	2	50.0%	3	75.0%
Limited English Proficient	0	0	0	n/a	0	n/a
Economically Disadvantaged	0	13	12	92.3%	13	100.0%
Migrant	0	0	0	n/a	0	n/a
Title1	1	49	45	91.8%	46	93.9%
Homeless	0	0	0	n/a	0	n/a
Gifted and Talented	0	0	0	n/a	0	n/a
DISTRICT TOTALS (All Schools)						
Students With Disabilities	0	4	2	50.0%	3	75.0%
Limited English Proficient	0	0	0	n/a	0	n/a
Economically Disadvantaged	0	13	12	92.3%	13	100.0%
Migrant	0	0	0	n/a	0	n/a
Title1	1	49	45	91.8%	46	93.9%
Homeless	0	0	0	n/a	0	n/a
Gifted and Talented	0	0	0	n/a	0	n/a

District: 1070 HANOVER 28

#3 3758 Hanover Junior-Senior High School

Students With Disabilities	1	2	1	50.0%	1	50.0%
Limited English Proficient	0	0	0	n/a	0	n/a
Economically Disadvantaged	3	9	7	77.8%	7	77.8%
Migrant	0	3	3	100.0%	3	100.0%
Title1	0	0	0	n/a	0	n/a
Homeless	0	3	3	100.0%	3	100.0%
Gifted and Talented	0	0	0	n/a	0	n/a



06/25/2007
10:00

Page: 49

	GRAD BASE ADJUSTMENTS	FINAL GRAD BASE	GRADUATES	GRADUATION RATE	COMPLETERS TOTAL	COMPLETION RATE
DISTRICT TOTALS (All Schools)						
Students With Disabilities	1	2	1	50.0%	1	50.0%
Limited English Proficient	0	0	0	n/a	0	n/a
Economically Disadvantaged	3	9	7	77.8%	7	77.8%
Migrant	0	3	3	100.0%	3	100.0%
Title1	0	0	0	n/a	0	n/a
Homeless	0	3	3	100.0%	3	100.0%
Gifted and Talented	0	0	0	n/a	0	n/a
District: 1080 LEWIS-PALMER 38						
#3 * 5093 Monument Charter Academy						
Students With Disabilities	0	0	0	n/a	0	n/a
Limited English Proficient	0	0	0	n/a	0	n/a
Economically Disadvantaged	0	0	0	n/a	0	n/a
Migrant	0	0	0	n/a	0	n/a
Title1	0	0	0	n/a	0	n/a
Homeless	0	0	0	n/a	0	n/a
Gifted and Talented	0	0	0	n/a	0	n/a
#3 5100 Lewis-Palmer High School						
Students With Disabilities	1	23	21	91.3%	21	91.3%
Limited English Proficient	0	1	1	100.0%	1	100.0%
Economically Disadvantaged	1	15	15	100.0%	15	100.0%
Migrant	0	0	0	n/a	0	n/a
Title1	0	0	0	n/a	0	n/a
Homeless	0	0	0	n/a	0	n/a
Gifted and Talented	0	48	47	97.9%	47	97.9%
DISTRICT TOTALS (All Schools)						
Students With Disabilities	1	23	21	91.3%	21	91.3%
Limited English Proficient	0	1	1	100.0%	1	100.0%
Economically Disadvantaged	1	15	15	100.0%	15	100.0%
Migrant	0	0	0	n/a	0	n/a
Title1	0	0	0	n/a	0	n/a
Homeless	0	0	0	n/a	0	n/a
Gifted and Talented	0	48	47	97.9%	47	97.9%
District: 1110 FALCON 49						
#3 2908 Falcon High School						
Students With Disabilities	0	18	14	77.8%	14	77.8%


	Limited English Proficient	0	0	0	n/a	0	n/a
	Economically Disadvantaged	2	28	25	89.3%	27	96.4%
	Migrant	0	0	0	n/a	0	n/a
	Title1	0	0	0	n/a	0	n/a
	Homeless	0	0	0	n/a	0	n/a
	Gifted and Talented	1	17	16	94.1%	17	100.0%
#3	7613 Sand Creek High School						
	Students With Disabilities	3	37	28	75.7%	28	75.7%
	Limited English Proficient	0	3	3	100.0%	3	100.0%
	Economically Disadvantaged	1	46	41	89.1%	42	91.3%



06/25/2007
10:00

Page: 50

	GRAD BASE ADJUSTMENTS	FINAL GRAD BASE	GRADUATES	GRADUATION RATE	COMPLETERS TOTAL	COMPLETION RATE
Migrant	0	0	0	n/a	0	n/a
Title1	0	0	0	n/a	0	n/a
Homeless	0	1	1	100.0%	1	100.0%
Gifted and Talented	0	0	0	n/a	0	n/a
DISTRICT TOTALS (All Schools)						
Students With Disabilities	3	55	42	76.4%	42	76.4%
Limited English Proficient	0	3	3	100.0%	3	100.0%
Economically Disadvantaged	3	74	66	89.2%	69	93.2%
Migrant	0	0	0	n/a	0	n/a
Title1	0	0	0	n/a	0	n/a
Homeless	0	1	1	100.0%	1	100.0%
Gifted and Talented	1	17	16	94.1%	17	100.0%
District: 1120 EDISON 54 JT						
#3	2504 Edison Academy					
Students With Disabilities	0	2	2	100.0%	2	100.0%
Limited English Proficient	0	0	0	n/a	0	n/a
Economically Disadvantaged	0	1	1	100.0%	1	100.0%
Migrant	0	0	0	n/a	0	n/a
Title1	0	0	0	n/a	0	n/a
Homeless	0	0	0	n/a	0	n/a
Gifted and Talented	0	0	0	n/a	0	n/a
#3	2526 Edison Junior-Senior High School					
Students With Disabilities	0	0	0	n/a	0	n/a
Limited English Proficient	0	0	0	n/a	0	n/a
Economically Disadvantaged	0	0	0	n/a	0	n/a
Migrant	0	0	0	n/a	0	n/a
Title1	0	0	0	n/a	0	n/a
Homeless	0	0	0	n/a	0	n/a
Gifted and Talented	0	1	1	100.0%	1	100.0%
DISTRICT TOTALS (All Schools)						
Students With Disabilities	0	2	2	100.0%	2	100.0%
Limited English Proficient	0	0	0	n/a	0	n/a
Economically Disadvantaged	0	1	1	100.0%	1	100.0%
Migrant	0	0	0	n/a	0	n/a
Title1	0	0	0	n/a	0	n/a
Homeless	0	0	0	n/a	0	n/a
Gifted and Talented	0	1	1	100.0%	1	100.0%
District: 1130 MIAMI/YODER 60 JT						



#3 5854 Miami/Yoder Junior-Senior High School

Students With Disabilities	1	6	6	100.0%	6	100.0%
Limited English Proficient	0	1	0	0.0%	0	0.0%
Economically Disadvantaged	3	15	14	93.3%	14	93.3%
Migrant	0	0	0	n/a	0	n/a
Title1	0	0	0	n/a	0	n/a
Homeless	0	0	0	n/a	0	n/a
Gifted and Talented	0	0	0	n/a	0	n/a

DISTRICT TOTALS (All Schools)



06/25/2007
10:00

Page: 51

	GRAD BASE ADJUSTMENTS	FINAL GRAD BASE	GRADUATES	GRADUATION RATE	COMPLETERS TOTAL	COMPLETION RATE
Students With Disabilities	1	6	6	100.0%	6	100.0%
Limited English Proficient	0	1	0	0.0%	0	0.0%
Economically Disadvantaged	3	15	14	93.3%	14	93.3%
Migrant	0	0	0	n/a	0	n/a
Title1	0	0	0	n/a	0	n/a
Homeless	0	0	0	n/a	0	n/a
Gifted and Talented	0	0	0	n/a	0	n/a

COUNTY : 22 FREMONT

District: 1140 CANON CITY RE-1

#3 1266 Canon City High School

Students With Disabilities	0	35	31	88.6%	32	91.4%
Limited English Proficient	0	0	0	n/a	0	n/a
Economically Disadvantaged	0	78	69	88.5%	73	93.6%
Migrant	0	0	0	n/a	0	n/a
Title1	0	0	0	n/a	0	n/a
Homeless	0	0	0	n/a	0	n/a
Gifted and Talented	0	10	10	100.0%	10	100.0%

#3#4 3211 Garden Park High School

Students With Disabilities	0	0	0	n/a	0	n/a
Limited English Proficient	0	0	0	n/a	0	n/a
Economically Disadvantaged	1	10	4	40.0%	5	50.0%
Migrant	0	0	0	n/a	0	n/a
Title1	0	0	0	n/a	0	n/a
Homeless	0	0	0	n/a	0	n/a
Gifted and Talented	0	0	0	n/a	0	n/a

DISTRICT TOTALS (All Schools)

Students With Disabilities	0	35	31	88.6%	32	91.4%
Limited English Proficient	0	0	0	n/a	0	n/a
Economically Disadvantaged	1	88	73	83.0%	78	88.6%
Migrant	0	0	0	n/a	0	n/a
Title1	0	0	0	n/a	0	n/a
Homeless	0	0	0	n/a	0	n/a
Gifted and Talented	0	10	10	100.0%	10	100.0%

District: 1150 FLORENCE RE-2

#3 3002 Florence High School

Students With Disabilities	1	13	6	46.2%	7	53.8%
----------------------------	---	----	---	-------	---	-------

Limited English Proficient	0	1	0	0.0%	0	0.0%
Economically Disadvantaged	3	51	33	64.7%	37	72.5%
Migrant	0	0	0	n/a	0	n/a
Title1	0	0	0	n/a	0	n/a
Homeless	0	0	0	n/a	0	n/a
Gifted and Talented	0	0	0	n/a	0	n/a


DISTRICT TOTALS (All Schools)

Students With Disabilities	1	13	6	46.2%	7	53.8%
Limited English Proficient	0	1	0	0.0%	0	0.0%
Economically Disadvantaged	3	51	33	64.7%	37	72.5%



06/25/2007
10:00

		GRAD BASE ADJUSTMENTS	FINAL GRAD BASE	GRADUATES	GRADUATION RATE	COMPLETERS TOTAL	COMPLETION RATE
	Migrant	0	0	0	n/a	0	n/a
	Title1	0	0	0	n/a	0	n/a
	Homeless	0	0	0	n/a	0	n/a
	Gifted and Talented	0	0	0	n/a	0	n/a
District: 1160 COTOPAXI RE-3							
#3	1911 Cotopaxi Home-School Partnership School						
	Students With Disabilities	0	0	0	n/a	0	n/a
	Limited English Proficient	0	0	0	n/a	0	n/a
	Economically Disadvantaged	0	0	0	n/a	0	n/a
	Migrant	0	0	0	n/a	0	n/a
	Title1	0	0	0	n/a	0	n/a
	Homeless	0	0	0	n/a	0	n/a
	Gifted and Talented	0	0	0	n/a	0	n/a
#3	3228 Cotopaxi Junior-Senior High School						
	Students With Disabilities	0	4	4	100.0%	4	100.0%
	Limited English Proficient	0	0	0	n/a	0	n/a
	Economically Disadvantaged	0	8	8	100.0%	8	100.0%
	Migrant	0	0	0	n/a	0	n/a
	Title1	0	5	5	100.0%	5	100.0%
	Homeless	0	0	0	n/a	0	n/a
	Gifted and Talented	0	0	0	n/a	0	n/a
DISTRICT TOTALS (All Schools)							
	Students With Disabilities	0	4	4	100.0%	4	100.0%
	Limited English Proficient	0	0	0	n/a	0	n/a
	Economically Disadvantaged	0	8	8	100.0%	8	100.0%
	Migrant	0	0	0	n/a	0	n/a
	Title1	0	5	5	100.0%	5	100.0%
	Homeless	0	0	0	n/a	0	n/a
	Gifted and Talented	0	0	0	n/a	0	n/a
COUNTY : 23 GARFIELD							
District: 1180 ROARING FORK RE-1							
#3	0570 Basalt High School						
	Students With Disabilities	0	3	2	66.7%	2	66.7%
	Limited English Proficient	2	18	9	50.0%	9	50.0%
	Economically Disadvantaged	2	13	9	69.2%	9	69.2%
	Migrant	0	0	0	n/a	0	n/a
	Title1	0	0	0	n/a	0	n/a



	Homeless	0	0	0	n/a	0	n/a
	Gifted and Talented	0	0	0	n/a	0	n/a
#3#4	1006 Bridges						
	Students With Disabilities	0	1	0	0.0%	0	0.0%
	Limited English Proficient	0	0	0	n/a	0	n/a
	Economically Disadvantaged	0	1	1	100.0%	1	100.0%
	Migrant	0	0	0	n/a	0	n/a
	Title1	0	0	0	n/a	0	n/a
	Homeless	0	0	0	n/a	0	n/a
	Gifted and Talented	0	0	0	n/a	0	n/a



06/25/2007
10:00

Page: 53

		GRAD BASE ADJUSTMENTS	FINAL GRAD BASE	GRADUATES	GRADUATION RATE	COMPLETERS TOTAL	COMPLETION RATE
#3	3468 Glenwood Springs High School						
	Students With Disabilities	2	9	9	100.0%	9	100.0%
	Limited English Proficient	1	18	10	55.6%	10	55.6%
	Economically Disadvantaged	0	8	4	50.0%	4	50.0%
	Migrant	0	0	0	n/a	0	n/a
	Title1	0	1	1	100.0%	1	100.0%
	Homeless	0	0	0	n/a	0	n/a
	Gifted and Talented	0	0	0	n/a	0	n/a
#3	7422 Roaring Fork High School						
	Students With Disabilities	0	5	2	40.0%	2	40.0%
	Limited English Proficient	4	20	12	60.0%	12	60.0%
	Economically Disadvantaged	0	16	9	56.3%	9	56.3%
	Migrant	0	0	0	n/a	0	n/a
	Title1	0	0	0	n/a	0	n/a
	Homeless	0	0	0	n/a	0	n/a
	Gifted and Talented	0	0	0	n/a	0	n/a
#1 #5*	7428 Roaring Fork Career Center						
	Students With Disabilities	0	0	0	n/a	0	n/a
	Limited English Proficient	0	0	0	n/a	0	n/a
	Economically Disadvantaged	0	0	0	n/a	0	n/a
	Migrant	0	0	0	n/a	0	n/a
	Title1	0	0	0	n/a	0	n/a
	Homeless	0	0	0	n/a	0	n/a
	Gifted and Talented	0	0	0	n/a	0	n/a
DISTRICT TOTALS (All Schools)							
	Students With Disabilities	2	18	13	72.2%	13	72.2%
	Limited English Proficient	7	56	31	55.4%	31	55.4%
	Economically Disadvantaged	2	38	23	60.5%	23	60.5%
	Migrant	0	0	0	n/a	0	n/a
	Title1	0	1	1	100.0%	1	100.0%
	Homeless	0	0	0	n/a	0	n/a
	Gifted and Talented	0	0	0	n/a	0	n/a
District: 1195 GARFIELD RE-2							
#3	7360 Rifle High School						
	Students With Disabilities	0	12	8	66.7%	8	66.7%
	Limited English Proficient	0	14	11	78.6%	11	78.6%
	Economically Disadvantaged	1	43	35	81.4%	36	83.7%

Migrant	0	5	3	60.0%	3	60.0%
Title1	0	0	0	n/a	0	n/a
Homeless	0	0	0	n/a	0	n/a
Gifted and Talented	0	15	14	93.3%	14	93.3%

DISTRICT TOTALS (All Schools)

Students With Disabilities	0	12	8	66.7%	8	66.7%
Limited English Proficient	0	14	11	78.6%	11	78.6%
Economically Disadvantaged	1	43	35	81.4%	36	83.7%
Migrant	0	5	3	60.0%	3	60.0%
Title1	0	0	0	n/a	0	n/a



06/25/2007
10:00

Page: 54

	GRAD BASE ADJUSTMENTS	FINAL GRAD BASE	GRADUATES	GRADUATION RATE	COMPLETERS TOTAL	COMPLETION RATE
Homeless	0	0	0	n/a	0	n/a
Gifted and Talented	0	15	14	93.3%	14	93.3%
District: 1220 GARFIELD 16						
#3	3586 Grand Valley High School					
Students With Disabilities	0	10	4	40.0%	4	40.0%
Limited English Proficient	0	5	1	20.0%	1	20.0%
Economically Disadvantaged	1	25	11	44.0%	13	52.0%
Migrant	0	0	0	n/a	0	n/a
Title1	0	0	0	n/a	0	n/a
Homeless	0	1	0	0.0%	0	0.0%
Gifted and Talented	0	0	0	n/a	0	n/a
DISTRICT TOTALS (All Schools)						
Students With Disabilities	0	10	4	40.0%	4	40.0%
Limited English Proficient	0	5	1	20.0%	1	20.0%
Economically Disadvantaged	1	25	11	44.0%	13	52.0%
Migrant	0	0	0	n/a	0	n/a
Title1	0	0	0	n/a	0	n/a
Homeless	0	1	0	0.0%	0	0.0%
Gifted and Talented	0	0	0	n/a	0	n/a
COUNTY : 24 GILPIN						
District: 1330 GILPIN COUNTY RE-1						
#3	1634 Gilpin County Undivided High School					
Students With Disabilities	0	3	3	100.0%	3	100.0%
Limited English Proficient	0	0	0	n/a	0	n/a
Economically Disadvantaged	0	2	2	100.0%	2	100.0%
Migrant	0	0	0	n/a	0	n/a
Title1	0	0	0	n/a	0	n/a
Homeless	0	0	0	n/a	0	n/a
Gifted and Talented	0	2	2	100.0%	2	100.0%
#3#4#5*	3417 Gilpin County Alternative School					
Students With Disabilities	0	0	0	n/a	0	n/a
Limited English Proficient	0	0	0	n/a	0	n/a
Economically Disadvantaged	0	0	0	n/a	0	n/a
Migrant	0	0	0	n/a	0	n/a
Title1	0	0	0	n/a	0	n/a
Homeless	0	0	0	n/a	0	n/a
Gifted and Talented	0	0	0	n/a	0	n/a

DISTRICT TOTALS (All Schools)

Students With Disabilities	0	3	3	100.0%	3	100.0%
Limited English Proficient	0	0	0	n/a	0	n/a
Economically Disadvantaged	0	2	2	100.0%	2	100.0%
Migrant	0	0	0	n/a	0	n/a
Title1	0	0	0	n/a	0	n/a
Homeless	0	0	0	n/a	0	n/a
Gifted and Talented	0	2	2	100.0%	2	100.0%

COUNTY : 25 GRAND



06/25/2007
10:00

Page: 55

	GRAD BASE ADJUSTMENTS	FINAL GRAD BASE	GRADUATES	GRADUATION RATE	COMPLETERS TOTAL	COMPLETION RATE

District: 1340 WEST GRAND 1-JT.						
#3#4#5* 3558 Grand Alternative School						
Students With Disabilities	0	0	0	n/a	0	n/a
Limited English Proficient	0	0	0	n/a	0	n/a
Economically Disadvantaged	0	0	0	n/a	0	n/a
Migrant	0	0	0	n/a	0	n/a
Title1	0	0	0	n/a	0	n/a
Homeless	0	0	0	n/a	0	n/a
Gifted and Talented	0	0	0	n/a	0	n/a
#3 9420 West Grand High School						
Students With Disabilities	1	5	3	60.0%	4	80.0%
Limited English Proficient	0	0	0	n/a	0	n/a
Economically Disadvantaged	0	5	2	40.0%	2	40.0%
Migrant	0	0	0	n/a	0	n/a
Title1	0	0	0	n/a	0	n/a
Homeless	0	0	0	n/a	0	n/a
Gifted and Talented	0	4	4	100.0%	4	100.0%
DISTRICT TOTALS (All Schools)						
Students With Disabilities	1	5	3	60.0%	4	80.0%
Limited English Proficient	0	0	0	n/a	0	n/a
Economically Disadvantaged	0	5	2	40.0%	2	40.0%
Migrant	0	0	0	n/a	0	n/a
Title1	0	0	0	n/a	0	n/a
Homeless	0	0	0	n/a	0	n/a
Gifted and Talented	0	4	4	100.0%	4	100.0%
District: 1350 EAST GRAND 2						
#3 5864 Middle Park High School						
Students With Disabilities	0	4	4	100.0%	4	100.0%
Limited English Proficient	0	3	3	100.0%	3	100.0%
Economically Disadvantaged	0	10	8	80.0%	8	80.0%
Migrant	0	0	0	n/a	0	n/a
Title1	0	0	0	n/a	0	n/a
Homeless	0	3	3	100.0%	3	100.0%
Gifted and Talented	0	20	20	100.0%	20	100.0%
DISTRICT TOTALS (All Schools)						
Students With Disabilities	0	4	4	100.0%	4	100.0%

Limited English Proficient	0	3	3	100.0%	3	100.0%
Economically Disadvantaged	0	10	8	80.0%	8	80.0%
Migrant	0	0	0	n/a	0	n/a
Title1	0	0	0	n/a	0	n/a
Homeless	0	3	3	100.0%	3	100.0%
Gifted and Talented	0	20	20	100.0%	20	100.0%

COUNTY : 26 GUNNISON

District: 1360 GUNNISON WATERSHED RE1J

#3 2006 Crested Butte Community School



06/25/2007
10:00

Page: 56

	GRAD BASE ADJUSTMENTS	FINAL GRAD BASE	GRADUATES	GRADUATION RATE	COMPLETERS TOTAL	COMPLETION RATE
Students With Disabilities	0	2	1	50.0%	1	50.0%
Limited English Proficient	0	0	0	n/a	0	n/a
Economically Disadvantaged	0	1	1	100.0%	1	100.0%
Migrant	0	0	0	n/a	0	n/a
Title1	0	0	0	n/a	0	n/a
Homeless	0	0	0	n/a	0	n/a
Gifted and Talented	0	2	2	100.0%	2	100.0%
#3 3694 Gunnison High School						
Students With Disabilities	0	4	3	75.0%	3	75.0%
Limited English Proficient	0	0	0	n/a	0	n/a
Economically Disadvantaged	0	6	6	100.0%	6	100.0%
Migrant	0	0	0	n/a	0	n/a
Title1	0	0	0	n/a	0	n/a
Homeless	0	0	0	n/a	0	n/a
Gifted and Talented	0	7	7	100.0%	7	100.0%
#3#4 3701 Gunnison Valley School						
Students With Disabilities	0	1	0	0.0%	0	0.0%
Limited English Proficient	0	0	0	n/a	0	n/a
Economically Disadvantaged	0	1	0	0.0%	0	0.0%
Migrant	0	0	0	n/a	0	n/a
Title1	0	0	0	n/a	0	n/a
Homeless	0	0	0	n/a	0	n/a
Gifted and Talented	0	0	0	n/a	0	n/a
#3 * 5577 Marble Charter School						
Students With Disabilities	0	0	0	n/a	0	n/a
Limited English Proficient	0	0	0	n/a	0	n/a
Economically Disadvantaged	0	0	0	n/a	0	n/a
Migrant	0	0	0	n/a	0	n/a
Title1	0	0	0	n/a	0	n/a
Homeless	0	0	0	n/a	0	n/a
Gifted and Talented	0	0	0	n/a	0	n/a
DISTRICT TOTALS (All Schools)						
Students With Disabilities	0	7	4	57.1%	4	57.1%
Limited English Proficient	0	0	0	n/a	0	n/a
Economically Disadvantaged	0	8	7	87.5%	7	87.5%
Migrant	0	0	0	n/a	0	n/a
Title1	0	0	0	n/a	0	n/a
Homeless	0	0	0	n/a	0	n/a
Gifted and Talented	0	9	9	100.0%	9	100.0%

COUNTY : 27 HINSDALE

District: 1380 HINSDALE COUNTY RE 1

#3 4899 Lake City Community School


Students With Disabilities	0	0	0	n/a	0	n/a
Limited English Proficient	0	0	0	n/a	0	n/a
Economically Disadvantaged	0	1	1	100.0%	1	100.0%
Migrant	0	0	0	n/a	0	n/a
Title1	0	0	0	n/a	0	n/a



06/25/2007
10:00

Page: 57

		GRAD BASE ADJUSTMENTS	FINAL GRAD BASE	GRADUATES	GRADUATION RATE	COMPLETERS TOTAL	COMPLETION RATE
	Homeless	0	0	0	n/a	0	n/a
	Gifted and Talented	0	0	0	n/a	0	n/a
#3 #5*	4906 Lake City High School						
	Students With Disabilities	0	0	0	n/a	0	n/a
	Limited English Proficient	0	0	0	n/a	0	n/a
	Economically Disadvantaged	0	0	0	n/a	0	n/a
	Migrant	0	0	0	n/a	0	n/a
	Title1	0	0	0	n/a	0	n/a
	Homeless	0	0	0	n/a	0	n/a
	Gifted and Talented	0	0	0	n/a	0	n/a
DISTRICT TOTALS (All Schools)							
	Students With Disabilities	0	0	0	n/a	0	n/a
	Limited English Proficient	0	0	0	n/a	0	n/a
	Economically Disadvantaged	0	1	1	100.0%	1	100.0%
	Migrant	0	0	0	n/a	0	n/a
	Title1	0	0	0	n/a	0	n/a
	Homeless	0	0	0	n/a	0	n/a
	Gifted and Talented	0	0	0	n/a	0	n/a
COUNTY : 28 HUERFANO							
District: 1390 HUERFANO RE-1							
#2#4	4161 Huerfano Re-1 Alternative Cyberschool						
	Students With Disabilities	0	0	0	n/a	0	n/a
	Limited English Proficient	0	0	0	n/a	0	n/a
	Economically Disadvantaged	1	0	0	n/a	0	n/a
	Migrant	0	0	0	n/a	0	n/a
	Title1	0	0	0	n/a	0	n/a
	Homeless	0	0	0	n/a	0	n/a
	Gifted and Talented	0	0	0	n/a	0	n/a
#3	9212 John Mall Junior-Senior High School						
	Students With Disabilities	1	5	3	60.0%	3	60.0%
	Limited English Proficient	0	0	0	n/a	0	n/a
	Economically Disadvantaged	2	31	23	74.2%	23	74.2%
	Migrant	0	0	0	n/a	0	n/a
	Title1	0	0	0	n/a	0	n/a
	Homeless	0	0	0	n/a	0	n/a
	Gifted and Talented	0	0	0	n/a	0	n/a
DISTRICT TOTALS (All Schools)							



Students With Disabilities	1	5	3	60.0%	3	60.0%
Limited English Proficient	0	0	0	n/a	0	n/a
Economically Disadvantaged	3	31	23	74.2%	23	74.2%
Migrant	0	0	0	n/a	0	n/a
Title1	0	0	0	n/a	0	n/a
Homeless	0	0	0	n/a	0	n/a
Gifted and Talented	0	0	0	n/a	0	n/a

District: 1400 LA VETA RE-2

#3 4864 La Veta Junior-Senior High School



06/25/2007
10:00

Page: 58

	GRAD BASE ADJUSTMENTS	FINAL GRAD BASE	GRADUATES	GRADUATION RATE	COMPLETERS TOTAL	COMPLETION RATE
Students With Disabilities	0	0	0	n/a	0	n/a
Limited English Proficient	0	0	0	n/a	0	n/a
Economically Disadvantaged	0	10	9	90.0%	9	90.0%
Migrant	0	0	0	n/a	0	n/a
Title1	0	0	0	n/a	0	n/a
Homeless	0	0	0	n/a	0	n/a
Gifted and Talented	0	0	0	n/a	0	n/a

DISTRICT TOTALS (All Schools)

Students With Disabilities	0	0	0	n/a	0	n/a
Limited English Proficient	0	0	0	n/a	0	n/a
Economically Disadvantaged	0	10	9	90.0%	9	90.0%
Migrant	0	0	0	n/a	0	n/a
Title1	0	0	0	n/a	0	n/a
Homeless	0	0	0	n/a	0	n/a
Gifted and Talented	0	0	0	n/a	0	n/a

COUNTY : 29 JACKSON

District: 1410 NORTH PARK R-1

#3 6358 North Park Junior-Senior High School

Students With Disabilities	0	4	2	50.0%	4	100.0%
Limited English Proficient	0	0	0	n/a	0	n/a
Economically Disadvantaged	0	8	3	37.5%	5	62.5%
Migrant	0	0	0	n/a	0	n/a
Title1	0	0	0	n/a	0	n/a
Homeless	0	0	0	n/a	0	n/a
Gifted and Talented	0	0	0	n/a	0	n/a

DISTRICT TOTALS (All Schools)

Students With Disabilities	0	4	2	50.0%	4	100.0%
Limited English Proficient	0	0	0	n/a	0	n/a
Economically Disadvantaged	0	8	3	37.5%	5	62.5%
Migrant	0	0	0	n/a	0	n/a
Title1	0	0	0	n/a	0	n/a
Homeless	0	0	0	n/a	0	n/a
Gifted and Talented	0	0	0	n/a	0	n/a

COUNTY : 30 JEFFERSON

District: 1420 JEFFERSON COUNTY R-1

#3#4 0033 Mc Lain High School

Students With Disabilities	3	25	12	48.0%	14	56.0%
Limited English Proficient	0	5	3	60.0%	3	60.0%
Economically Disadvantaged	6	56	20	35.7%	25	44.6%
Migrant	0	1	0	0.0%	0	0.0%
Title1	0	0	0	n/a	0	n/a
Homeless	0	13	6	46.2%	7	53.8%
Gifted and Talented	0	2	1	50.0%	2	100.0%

#3#4 0034 Mc Lain Community High School

Students With Disabilities	3	48	19	39.6%	23	47.9%
----------------------------	---	----	----	-------	----	-------



06/25/2007
10:00

Page: 59

		GRAD BASE ADJUSTMENTS	FINAL GRAD BASE	GRADUATES	GRADUATION RATE	COMPLETERS TOTAL	COMPLETION RATE
	Limited English Proficient	1	11	2	18.2%	3	27.3%
	Economically Disadvantaged	4	38	9	23.7%	15	39.5%
	Migrant	0	0	0	n/a	0	n/a
	Title1	0	0	0	n/a	0	n/a
	Homeless	0	20	6	30.0%	8	40.0%
	Gifted and Talented	0	0	0	n/a	0	n/a
#3	#5* 0043 Coyote Mountain Day Treatment						
	Students With Disabilities	0	0	0	n/a	0	n/a
	Limited English Proficient	0	0	0	n/a	0	n/a
	Economically Disadvantaged	0	0	0	n/a	0	n/a
	Migrant	0	0	0	n/a	0	n/a
	Title1	0	0	0	n/a	0	n/a
	Homeless	0	0	0	n/a	0	n/a
	Gifted and Talented	0	0	0	n/a	0	n/a
#3	#5* 0045 Sobesky Academy Day Treatment						
	Students With Disabilities	0	0	0	n/a	0	n/a
	Limited English Proficient	0	0	0	n/a	0	n/a
	Economically Disadvantaged	0	0	0	n/a	0	n/a
	Migrant	0	0	0	n/a	0	n/a
	Title1	0	0	0	n/a	0	n/a
	Homeless	0	0	0	n/a	0	n/a
	Gifted and Talented	0	0	0	n/a	0	n/a
#1	#5* 0046 Expelled Students (Jeffco Access)						
	Students With Disabilities	0	0	0	n/a	0	n/a
	Limited English Proficient	0	0	0	n/a	0	n/a
	Economically Disadvantaged	0	0	0	n/a	0	n/a
	Migrant	0	0	0	n/a	0	n/a
	Title1	0	0	0	n/a	0	n/a
	Homeless	0	0	0	n/a	0	n/a
	Gifted and Talented	0	0	0	n/a	0	n/a
#3	#5* 0047 Talented Students (Jeffco Access)						
	Students With Disabilities	0	0	0	n/a	0	n/a
	Limited English Proficient	0	0	0	n/a	0	n/a
	Economically Disadvantaged	0	0	0	n/a	0	n/a
	Migrant	0	0	0	n/a	0	n/a
	Title1	0	0	0	n/a	0	n/a
	Homeless	0	0	0	n/a	0	n/a
	Gifted and Talented	0	0	0	n/a	0	n/a
#3	0108 Alameda High School						

Students With Disabilities	7	21	14	66.7%	17	81.0%
Limited English Proficient	1	33	21	63.6%	21	63.6%
Economically Disadvantaged	9	124	94	75.8%	96	77.4%
Migrant	0	6	6	100.0%	6	100.0%
Title1	0	0	0	n/a	0	n/a
Homeless	0	11	8	72.7%	8	72.7%
Gifted and Talented	0	0	0	n/a	0	n/a

#3 0370 Arvada High School

Students With Disabilities	4	34	19	55.9%	21	61.8%
----------------------------	---	----	----	-------	----	-------



06/25/2007
10:00

Page: 60

		GRAD BASE ADJUSTMENTS	FINAL GRAD BASE	GRADUATES	GRADUATION RATE	COMPLETERS TOTAL	COMPLETION RATE
	Limited English Proficient	0	27	17	63.0%	17	63.0%
	Economically Disadvantaged	5	126	90	71.4%	94	74.6%
	Migrant	0	2	1	50.0%	1	50.0%
	Title1	0	0	0	n/a	0	n/a
	Homeless	0	16	9	56.3%	11	68.8%
	Gifted and Talented	0	9	8	88.9%	9	100.0%
#3	0378 Arvada West High School						
	Students With Disabilities	1	31	25	80.6%	27	87.1%
	Limited English Proficient	1	2	1	50.0%	1	50.0%
	Economically Disadvantaged	2	53	35	66.0%	38	71.7%
	Migrant	0	0	0	n/a	0	n/a
	Title1	0	0	0	n/a	0	n/a
	Homeless	0	11	7	63.6%	7	63.6%
	Gifted and Talented	0	21	20	95.2%	20	95.2%
#3	0664 Bear Creek High School						
	Students With Disabilities	2	35	26	74.3%	26	74.3%
	Limited English Proficient	1	15	11	73.3%	11	73.3%
	Economically Disadvantaged	1	57	45	78.9%	46	80.7%
	Migrant	0	0	0	n/a	0	n/a
	Title1	0	0	0	n/a	0	n/a
	Homeless	0	8	5	62.5%	5	62.5%
	Gifted and Talented	2	4	3	75.0%	4	100.0%
#1#4	0965 Brady Exploration School						
	Students With Disabilities	0	2	1	50.0%	1	50.0%
	Limited English Proficient	0	0	0	n/a	0	n/a
	Economically Disadvantaged	0	2	1	50.0%	1	50.0%
	Migrant	0	0	0	n/a	0	n/a
	Title1	0	0	0	n/a	0	n/a
	Homeless	0	0	0	n/a	0	n/a
	Gifted and Talented	0	0	0	n/a	0	n/a
#3#4#5*	1004 Lighthouse Program						
	Students With Disabilities	0	0	0	n/a	0	n/a
	Limited English Proficient	0	0	0	n/a	0	n/a
	Economically Disadvantaged	0	0	0	n/a	0	n/a
	Migrant	0	0	0	n/a	0	n/a
	Title1	0	0	0	n/a	0	n/a
	Homeless	0	0	0	n/a	0	n/a
	Gifted and Talented	0	0	0	n/a	0	n/a
#3	1522 Chatfield High School						

Students With Disabilities	3	33	28	84.8%	30	90.9%
Limited English Proficient	0	2	2	100.0%	2	100.0%
Economically Disadvantaged	0	27	23	85.2%	24	88.9%
Migrant	0	0	0	n/a	0	n/a
Title1	0	0	0	n/a	0	n/a
Homeless	0	3	2	66.7%	2	66.7%
Gifted and Talented	0	4	4	100.0%	4	100.0%

#3

1864 Columbine High School

Students With Disabilities	1	30	28	93.3%	29	96.7%
----------------------------	---	----	----	-------	----	-------



06/25/2007
10:00

Page: 61

		GRAD BASE ADJUSTMENTS	FINAL GRAD BASE	GRADUATES	GRADUATION RATE	COMPLETERS TOTAL	COMPLETION RATE
	Limited English Proficient	0	1	1	100.0%	1	100.0%
	Economically Disadvantaged	1	33	25	75.8%	28	84.8%
	Migrant	0	0	0	n/a	0	n/a
	Title1	0	0	0	n/a	0	n/a
	Homeless	0	5	1	20.0%	2	40.0%
	Gifted and Talented	0	0	0	n/a	0	n/a
#3	#5* 1867 Center For Discovery Learning Charter School						
	Students With Disabilities	0	1	0	n/a	0	n/a
	Limited English Proficient	0	0	0	n/a	0	n/a
	Economically Disadvantaged	2	0	0	n/a	0	n/a
	Migrant	0	0	0	n/a	0	n/a
	Title1	0	0	0	n/a	0	n/a
	Homeless	0	0	0	n/a	0	n/a
	Gifted and Talented	0	0	0	n/a	0	n/a
#3	1880 Compass Montessori - Golden Charter School						
	Students With Disabilities	0	7	7	100.0%	7	100.0%
	Limited English Proficient	0	0	0	n/a	0	n/a
	Economically Disadvantaged	0	4	3	75.0%	4	100.0%
	Migrant	0	0	0	n/a	0	n/a
	Title1	0	0	0	n/a	0	n/a
	Homeless	0	0	0	n/a	0	n/a
	Gifted and Talented	0	0	0	n/a	0	n/a
#3	1886 Conifer Senior High School						
	Students With Disabilities	2	29	24	82.8%	24	82.8%
	Limited English Proficient	0	0	0	n/a	0	n/a
	Economically Disadvantaged	0	32	25	78.1%	27	84.4%
	Migrant	0	0	0	n/a	0	n/a
	Title1	0	0	0	n/a	0	n/a
	Homeless	0	6	6	100.0%	6	100.0%
	Gifted and Talented	0	28	27	96.4%	28	100.0%
#3	2093 Dakota Ridge Senior High School						
	Students With Disabilities	5	21	17	81.0%	18	85.7%
	Limited English Proficient	0	4	4	100.0%	4	100.0%
	Economically Disadvantaged	0	32	29	90.6%	29	90.6%
	Migrant	0	0	0	n/a	0	n/a
	Title1	0	0	0	n/a	0	n/a
	Homeless	0	8	8	100.0%	8	100.0%
	Gifted and Talented	0	26	24	92.3%	24	92.3%
#3	2120 D'Evelyn Junior/Senior High School						

Students With Disabilities	0	0	0	n/a	0	n/a
Limited English Proficient	0	1	1	100.0%	1	100.0%
Economically Disadvantaged	0	4	4	100.0%	4	100.0%
Migrant	0	0	0	n/a	0	n/a
Title1	0	0	0	n/a	0	n/a
Homeless	0	0	0	n/a	0	n/a
Gifted and Talented	0	2	2	100.0%	2	100.0%

#3

2836 Evergreen High School

Students With Disabilities	2	16	14	87.5%	14	87.5%
----------------------------	---	----	----	-------	----	-------



06/25/2007
10:00

Page: 62

	GRAD BASE ADJUSTMENTS	FINAL GRAD BASE	GRADUATES	GRADUATION RATE	COMPLETERS TOTAL	COMPLETION RATE
Limited English Proficient	0	0	0	n/a	0	n/a
Economically Disadvantaged	0	11	10	90.9%	10	90.9%
Migrant	0	0	0	n/a	0	n/a
Title1	0	0	0	n/a	0	n/a
Homeless	0	0	0	n/a	0	n/a
Gifted and Talented	0	10	10	100.0%	10	100.0%
#3 3502 Golden High School						
Students With Disabilities	4	21	13	61.9%	14	66.7%
Limited English Proficient	0	5	2	40.0%	2	40.0%
Economically Disadvantaged	3	31	18	58.1%	23	74.2%
Migrant	0	1	0	0.0%	0	0.0%
Title1	0	0	0	n/a	0	n/a
Homeless	0	1	0	0.0%	1	100.0%
Gifted and Talented	2	7	6	85.7%	7	100.0%
#3 3628 Green Mountain High School						
Students With Disabilities	2	39	31	79.5%	32	82.1%
Limited English Proficient	0	9	7	77.8%	7	77.8%
Economically Disadvantaged	2	47	35	74.5%	40	85.1%
Migrant	0	0	0	n/a	0	n/a
Title1	0	0	0	n/a	0	n/a
Homeless	0	7	7	100.0%	7	100.0%
Gifted and Talented	0	8	8	100.0%	8	100.0%
#3#4 4077 Home Options School						
Students With Disabilities	0	0	0	n/a	0	n/a
Limited English Proficient	0	0	0	n/a	0	n/a
Economically Disadvantaged	0	0	0	n/a	0	n/a
Migrant	0	0	0	n/a	0	n/a
Title1	0	0	0	n/a	0	n/a
Homeless	0	0	0	n/a	0	n/a
Gifted and Talented	0	0	0	n/a	0	n/a
#3 4281 Interventions Transitional Programs						
Students With Disabilities	2	31	0	0.0%	2	6.5%
Limited English Proficient	0	0	0	n/a	0	n/a
Economically Disadvantaged	0	8	0	0.0%	0	0.0%
Migrant	0	0	0	n/a	0	n/a
Title1	0	0	0	n/a	0	n/a
Homeless	0	1	0	0.0%	0	0.0%
Gifted and Talented	0	0	0	n/a	0	n/a
#3 4410 Jefferson Charter Academy Senior High School						

Students With Disabilities	0	1	1	100.0%	1	100.0%
Limited English Proficient	0	0	0	n/a	0	n/a
Economically Disadvantaged	0	5	5	100.0%	5	100.0%
Migrant	0	0	0	n/a	0	n/a
Title1	0	0	0	n/a	0	n/a
Homeless	0	0	0	n/a	0	n/a
Gifted and Talented	0	3	3	100.0%	3	100.0%

#3

4422 Jefferson High School

Students With Disabilities	2	18	8	44.4%	9	50.0%
----------------------------	---	----	---	-------	---	-------



06/25/2007
10:00

Page: 63

		GRAD BASE ADJUSTMENTS	FINAL GRAD BASE	GRADUATES	GRADUATION RATE	COMPLETERS TOTAL	COMPLETION RATE
	Limited English Proficient	4	33	22	66.7%	23	69.7%
	Economically Disadvantaged	9	95	58	61.1%	59	62.1%
	Migrant	2	5	5	100.0%	5	100.0%
	Title1	0	0	0	n/a	0	n/a
	Homeless	1	8	3	37.5%	3	37.5%
	Gifted and Talented	0	4	3	75.0%	3	75.0%
#3#4#5*	4460 Johnson Program						
	Students With Disabilities	0	0	0	n/a	0	n/a
	Limited English Proficient	0	0	0	n/a	0	n/a
	Economically Disadvantaged	0	0	0	n/a	0	n/a
	Migrant	0	0	0	n/a	0	n/a
	Title1	0	0	0	n/a	0	n/a
	Homeless	0	0	0	n/a	0	n/a
	Gifted and Talented	0	0	0	n/a	0	n/a
#3	4942 Lakewood High School						
	Students With Disabilities	2	27	17	63.0%	21	77.8%
	Limited English Proficient	0	12	5	41.7%	5	41.7%
	Economically Disadvantaged	2	66	46	69.7%	51	77.3%
	Migrant	0	0	0	n/a	0	n/a
	Title1	0	0	0	n/a	0	n/a
	Homeless	0	6	5	83.3%	5	83.3%
	Gifted and Talented	0	54	52	96.3%	54	100.0%
#2	5145 Lincoln Charter Academy						
	Students With Disabilities	0	0	0	n/a	0	n/a
	Limited English Proficient	0	0	0	n/a	0	n/a
	Economically Disadvantaged	0	4	0	0.0%	4	100.0%
	Migrant	0	0	0	n/a	0	n/a
	Title1	0	0	0	n/a	0	n/a
	Homeless	0	0	0	n/a	0	n/a
	Gifted and Talented	0	0	0	n/a	0	n/a
#1	* 5415 Rocky Mountain Deaf School						
	Students With Disabilities	0	0	0	n/a	0	n/a
	Limited English Proficient	0	0	0	n/a	0	n/a
	Economically Disadvantaged	0	0	0	n/a	0	n/a
	Migrant	0	0	0	n/a	0	n/a
	Title1	0	0	0	n/a	0	n/a
	Homeless	0	0	0	n/a	0	n/a
	Gifted and Talented	0	0	0	n/a	0	n/a
#3#4	5623 Longview High School						

Students With Disabilities	0	4	1	25.0%	1	25.0%
Limited English Proficient	0	0	0	n/a	0	n/a
Economically Disadvantaged	1	2	0	0.0%	1	50.0%
Migrant	0	0	0	n/a	0	n/a
Title1	0	0	0	n/a	0	n/a
Homeless	0	1	0	0.0%	0	0.0%
Gifted and Talented	0	0	0	n/a	0	n/a
#1 #5* 5746 Meadowlark Cottage Day Program						
Students With Disabilities	0	0	0	n/a	0	n/a



06/25/2007
10:00

Page: 64

	GRAD BASE ADJUSTMENTS	FINAL GRAD BASE	GRADUATES	GRADUATION RATE	COMPLETERS TOTAL	COMPLETION RATE
Limited English Proficient	0	0	0	n/a	0	n/a
Economically Disadvantaged	0	0	0	n/a	0	n/a
Migrant	0	0	0	n/a	0	n/a
Title1	0	0	0	n/a	0	n/a
Homeless	0	0	0	n/a	0	n/a
Gifted and Talented	0	0	0	n/a	0	n/a
#3 5892 Miller Special Education						
Students With Disabilities	0	9	8	88.9%	8	88.9%
Limited English Proficient	0	0	0	n/a	0	n/a
Economically Disadvantaged	0	0	0	n/a	0	n/a
Migrant	0	0	0	n/a	0	n/a
Title1	0	0	0	n/a	0	n/a
Homeless	0	0	0	n/a	0	n/a
Gifted and Talented	0	0	0	n/a	0	n/a
#3 6541 Jefferson County Open High School						
Students With Disabilities	0	6	4	66.7%	4	66.7%
Limited English Proficient	0	1	1	100.0%	1	100.0%
Economically Disadvantaged	0	12	10	83.3%	10	83.3%
Migrant	0	0	0	n/a	0	n/a
Title1	0	0	0	n/a	0	n/a
Homeless	0	3	2	66.7%	2	66.7%
Gifted and Talented	0	0	0	n/a	0	n/a
#3 7114 Pomona High School						
Students With Disabilities	3	22	17	77.3%	18	81.8%
Limited English Proficient	0	7	5	71.4%	5	71.4%
Economically Disadvantaged	1	46	34	73.9%	37	80.4%
Migrant	0	0	0	n/a	0	n/a
Title1	0	0	0	n/a	0	n/a
Homeless	0	3	1	33.3%	2	66.7%
Gifted and Talented	1	12	11	91.7%	11	91.7%
#3 7239 Ralston Valley Senior High School						
Students With Disabilities	1	17	14	82.4%	15	88.2%
Limited English Proficient	0	1	0	0.0%	0	0.0%
Economically Disadvantaged	0	11	10	90.9%	10	90.9%
Migrant	0	0	0	n/a	0	n/a
Title1	0	0	0	n/a	0	n/a
Homeless	0	2	2	100.0%	2	100.0%
Gifted and Talented	0	33	33	100.0%	33	100.0%
#3 7701 Collegiate Academy Of Colorado						

Students With Disabilities	0	2	2	100.0%	2	100.0%
Limited English Proficient	0	0	0	n/a	0	n/a
Economically Disadvantaged	0	4	4	100.0%	4	100.0%
Migrant	0	0	0	n/a	0	n/a
Title1	0	0	0	n/a	0	n/a
Homeless	0	0	0	n/a	0	n/a
Gifted and Talented	0	0	0	n/a	0	n/a

#3 8209 Standley Lake High School

Students With Disabilities	3	28	21	75.0%	23	82.1%
----------------------------	---	----	----	-------	----	-------



06/25/2007
10:00

Page: 65

	GRAD BASE ADJUSTMENTS	FINAL GRAD BASE	GRADUATES	GRADUATION RATE	COMPLETERS TOTAL	COMPLETION RATE
Limited English Proficient	0	11	9	81.8%	9	81.8%
Economically Disadvantaged	1	48	39	81.3%	42	87.5%
Migrant	0	0	0	n/a	0	n/a
Title1	0	0	0	n/a	0	n/a
Homeless	0	4	4	100.0%	4	100.0%
Gifted and Talented	1	30	29	96.7%	30	100.0%
#3 9234 Warren Occupation Technical Center						
Students With Disabilities	0	6	0	0.0%	3	50.0%
Limited English Proficient	0	0	0	n/a	0	n/a
Economically Disadvantaged	1	1	0	0.0%	1	100.0%
Migrant	0	0	0	n/a	0	n/a
Title1	0	0	0	n/a	0	n/a
Homeless	0	0	0	n/a	0	n/a
Gifted and Talented	0	0	0	n/a	0	n/a
#3 9510 Wheat Ridge High School						
Students With Disabilities	2	27	18	66.7%	19	70.4%
Limited English Proficient	1	7	7	100.0%	7	100.0%
Economically Disadvantaged	3	50	33	66.0%	35	70.0%
Migrant	0	0	0	n/a	0	n/a
Title1	0	0	0	n/a	0	n/a
Homeless	0	4	3	75.0%	3	75.0%
Gifted and Talented	1	33	31	93.9%	33	100.0%
DISTRICT TOTALS (All Schools)						
Students With Disabilities	54	591	389	65.8%	423	71.6%
Limited English Proficient	9	187	121	64.7%	123	65.8%
Economically Disadvantaged	53	1,029	705	68.5%	763	74.1%
Migrant	2	15	12	80.0%	12	80.0%
Title1	0	0	0	n/a	0	n/a
Homeless	1	141	85	60.3%	93	66.0%
Gifted and Talented	7	290	275	94.8%	285	98.3%
COUNTY : 31 KIOWA						
District: 1430 EADS RE-1						
#3 2336 Eads High School						
Students With Disabilities	0	0	0	n/a	0	n/a
Limited English Proficient	0	0	0	n/a	0	n/a
Economically Disadvantaged	0	4	4	100.0%	4	100.0%
Migrant	0	0	0	n/a	0	n/a
Title1	0	0	0	n/a	0	n/a

Homeless	0	0	0	n/a	0	n/a
Gifted and Talented	0	2	2	100.0%	2	100.0%

DISTRICT TOTALS (All Schools)

Students With Disabilities	0	0	0	n/a	0	n/a
Limited English Proficient	0	0	0	n/a	0	n/a
Economically Disadvantaged	0	4	4	100.0%	4	100.0%
Migrant	0	0	0	n/a	0	n/a
Title1	0	0	0	n/a	0	n/a
Homeless	0	0	0	n/a	0	n/a
Gifted and Talented	0	2	2	100.0%	2	100.0%



06/25/2007
10:00

Page: 66

	GRAD BASE ADJUSTMENTS	FINAL GRAD BASE	GRADUATES	GRADUATION RATE	COMPLETERS TOTAL	COMPLETION RATE
--	--------------------------	--------------------	-----------	--------------------	---------------------	--------------------

District: 1440 PLAINVIEW RE-2

#3 7009 Plainview Junior-Senior High School

Students With Disabilities	0	0	0	n/a	0	n/a
Limited English Proficient	0	0	0	n/a	0	n/a
Economically Disadvantaged	0	0	0	n/a	0	n/a
Migrant	0	0	0	n/a	0	n/a
Title1	0	0	0	n/a	0	n/a
Homeless	0	0	0	n/a	0	n/a
Gifted and Talented	0	0	0	n/a	0	n/a

DISTRICT TOTALS (All Schools)

Students With Disabilities	0	0	0	n/a	0	n/a
Limited English Proficient	0	0	0	n/a	0	n/a
Economically Disadvantaged	0	0	0	n/a	0	n/a
Migrant	0	0	0	n/a	0	n/a
Title1	0	0	0	n/a	0	n/a
Homeless	0	0	0	n/a	0	n/a
Gifted and Talented	0	0	0	n/a	0	n/a

COUNTY : 32 KIT CARSON

District: 1450 ARRIBA-FLAGLER C-20

#3 2960 Flagler Senior High School

Students With Disabilities	0	2	2	100.0%	2	100.0%
Limited English Proficient	0	0	0	n/a	0	n/a
Economically Disadvantaged	0	3	3	100.0%	3	100.0%
Migrant	0	0	0	n/a	0	n/a
Title1	0	0	0	n/a	0	n/a
Homeless	0	0	0	n/a	0	n/a
Gifted and Talented	0	0	0	n/a	0	n/a

DISTRICT TOTALS (All Schools)

Students With Disabilities	0	2	2	100.0%	2	100.0%
Limited English Proficient	0	0	0	n/a	0	n/a
Economically Disadvantaged	0	3	3	100.0%	3	100.0%
Migrant	0	0	0	n/a	0	n/a
Title1	0	0	0	n/a	0	n/a
Homeless	0	0	0	n/a	0	n/a
Gifted and Talented	0	0	0	n/a	0	n/a

District: 1460 HI-PLAINS R-23

#3 7746 Hi Plains Undivided High School

Students With Disabilities	0	2	2	100.0%	2	100.0%
Limited English Proficient	0	0	0	n/a	0	n/a
Economically Disadvantaged	0	9	9	100.0%	9	100.0%
Migrant	0	0	0	n/a	0	n/a
Title1	0	0	0	n/a	0	n/a
Homeless	0	0	0	n/a	0	n/a
Gifted and Talented	0	7	7	100.0%	7	100.0%

DISTRICT TOTALS (All Schools)



06/25/2007
10:00

Page: 67

	GRAD BASE ADJUSTMENTS	FINAL GRAD BASE	GRADUATES	GRADUATION RATE	COMPLETERS TOTAL	COMPLETION RATE
Students With Disabilities	0	2	2	100.0%	2	100.0%
Limited English Proficient	0	0	0	n/a	0	n/a
Economically Disadvantaged	0	9	9	100.0%	9	100.0%
Migrant	0	0	0	n/a	0	n/a
Title1	0	0	0	n/a	0	n/a
Homeless	0	0	0	n/a	0	n/a
Gifted and Talented	0	7	7	100.0%	7	100.0%

District: 1480 STRATTON R-4

#3 8354 Stratton Senior High School

Students With Disabilities	0	1	1	100.0%	1	100.0%
Limited English Proficient	0	0	0	n/a	0	n/a
Economically Disadvantaged	0	8	8	100.0%	8	100.0%
Migrant	0	0	0	n/a	0	n/a
Title1	0	21	21	100.0%	21	100.0%
Homeless	0	0	0	n/a	0	n/a
Gifted and Talented	0	3	3	100.0%	3	100.0%

DISTRICT TOTALS (All Schools)

Students With Disabilities	0	1	1	100.0%	1	100.0%
Limited English Proficient	0	0	0	n/a	0	n/a
Economically Disadvantaged	0	8	8	100.0%	8	100.0%
Migrant	0	0	0	n/a	0	n/a
Title1	0	21	21	100.0%	21	100.0%
Homeless	0	0	0	n/a	0	n/a
Gifted and Talented	0	3	3	100.0%	3	100.0%

District: 1490 BETHUNE R-5

#3 0842 Bethune Junior-Senior High School

Students With Disabilities	0	0	0	n/a	0	n/a
Limited English Proficient	0	3	3	100.0%	3	100.0%
Economically Disadvantaged	0	4	4	100.0%	4	100.0%
Migrant	0	2	2	100.0%	2	100.0%
Title1	0	1	1	100.0%	1	100.0%
Homeless	0	0	0	n/a	0	n/a
Gifted and Talented	0	0	0	n/a	0	n/a

DISTRICT TOTALS (All Schools)

Students With Disabilities	0	0	0	n/a	0	n/a
Limited English Proficient	0	3	3	100.0%	3	100.0%
Economically Disadvantaged	0	4	4	100.0%	4	100.0%

Migrant	0	2	2	100.0%	2	100.0%
Title1	0	1	1	100.0%	1	100.0%
Homeless	0	0	0	n/a	0	n/a
Gifted and Talented	0	0	0	n/a	0	n/a

District: 1500 BURLINGTON RE-6J

#3

1152 Burlington High School

Students With Disabilities	0	4	3	75.0%	3	75.0%
Limited English Proficient	0	6	5	83.3%	5	83.3%
Economically Disadvantaged	0	26	21	80.8%	21	80.8%



06/25/2007
10:00

Page: 68

	GRAD BASE ADJUSTMENTS	FINAL GRAD BASE	GRADUATES	GRADUATION RATE	COMPLETERS TOTAL	COMPLETION RATE
Migrant	0	6	5	83.3%	5	83.3%
Title1	0	0	0	n/a	0	n/a
Homeless	0	0	0	n/a	0	n/a
Gifted and Talented	0	0	0	n/a	0	n/a
DISTRICT TOTALS (All Schools)						
Students With Disabilities	0	4	3	75.0%	3	75.0%
Limited English Proficient	0	6	5	83.3%	5	83.3%
Economically Disadvantaged	0	26	21	80.8%	21	80.8%
Migrant	0	6	5	83.3%	5	83.3%
Title1	0	0	0	n/a	0	n/a
Homeless	0	0	0	n/a	0	n/a
Gifted and Talented	0	0	0	n/a	0	n/a
COUNTY : 33 LAKE						
District: 1510 LAKE COUNTY R-1						
#3 4904 Lake County High School						
Students With Disabilities	1	9	8	88.9%	8	88.9%
Limited English Proficient	2	16	7	43.8%	7	43.8%
Economically Disadvantaged	4	42	20	47.6%	21	50.0%
Migrant	0	2	0	0.0%	0	0.0%
Title1	0	0	0	n/a	0	n/a
Homeless	0	0	0	n/a	0	n/a
Gifted and Talented	1	16	15	93.8%	15	93.8%
DISTRICT TOTALS (All Schools)						
Students With Disabilities	1	9	8	88.9%	8	88.9%
Limited English Proficient	2	16	7	43.8%	7	43.8%
Economically Disadvantaged	4	42	20	47.6%	21	50.0%
Migrant	0	2	0	0.0%	0	0.0%
Title1	0	0	0	n/a	0	n/a
Homeless	0	0	0	n/a	0	n/a
Gifted and Talented	1	16	15	93.8%	15	93.8%
COUNTY : 34 LA PLATA						
District: 1520 DURANGO 9-R						
#3 2318 Durango High School						
Students With Disabilities	2	24	19	79.2%	19	79.2%
Limited English Proficient	0	5	3	60.0%	3	60.0%
Economically Disadvantaged	1	36	31	86.1%	31	86.1%

Migrant	0	0	0	n/a	0	n/a
Title1	0	0	0	n/a	0	n/a
Homeless	0	0	0	n/a	0	n/a
Gifted and Talented	2	66	66	100.0%	66	100.0%

#3#4 2319 Durango Second Chance


Students With Disabilities	0	2	0	0.0%	1	50.0%
Limited English Proficient	0	0	0	n/a	0	n/a
Economically Disadvantaged	1	6	0	0.0%	5	83.3%
Migrant	0	0	0	n/a	0	n/a
Title1	0	0	0	n/a	0	n/a



06/25/2007
10:00

Page: 69

		GRAD BASE ADJUSTMENTS	FINAL GRAD BASE	GRADUATES	GRADUATION RATE	COMPLETERS TOTAL	COMPLETION RATE
	Homeless	0	0	0	n/a	0	n/a
	Gifted and Talented	0	3	0	0.0%	3	100.0%
#3	2797 The Excel Charter School						
	Students With Disabilities	0	1	1	100.0%	1	100.0%
	Limited English Proficient	0	0	0	n/a	0	n/a
	Economically Disadvantaged	0	1	1	100.0%	1	100.0%
	Migrant	0	0	0	n/a	0	n/a
	Title1	0	0	0	n/a	0	n/a
	Homeless	0	0	0	n/a	0	n/a
	Gifted and Talented	0	0	0	n/a	0	n/a
DISTRICT TOTALS (All Schools)							
	Students With Disabilities	2	27	20	74.1%	21	77.8%
	Limited English Proficient	0	5	3	60.0%	3	60.0%
	Economically Disadvantaged	2	43	32	74.4%	37	86.0%
	Migrant	0	0	0	n/a	0	n/a
	Title1	0	0	0	n/a	0	n/a
	Homeless	0	0	0	n/a	0	n/a
	Gifted and Talented	2	69	66	95.7%	69	100.0%
District: 1530 BAYFIELD 10 JT-R							
#3	0640 Bayfield High School						
	Students With Disabilities	0	9	8	88.9%	8	88.9%
	Limited English Proficient	0	0	0	n/a	0	n/a
	Economically Disadvantaged	0	12	12	100.0%	12	100.0%
	Migrant	0	0	0	n/a	0	n/a
	Title1	0	0	0	n/a	0	n/a
	Homeless	0	0	0	n/a	0	n/a
	Gifted and Talented	0	0	0	n/a	0	n/a
DISTRICT TOTALS (All Schools)							
	Students With Disabilities	0	9	8	88.9%	8	88.9%
	Limited English Proficient	0	0	0	n/a	0	n/a
	Economically Disadvantaged	0	12	12	100.0%	12	100.0%
	Migrant	0	0	0	n/a	0	n/a
	Title1	0	0	0	n/a	0	n/a
	Homeless	0	0	0	n/a	0	n/a
	Gifted and Talented	0	0	0	n/a	0	n/a
District: 1540 IGNACIO 11 JT							
#3	4258 Ignacio High School						



Students With Disabilities	0	7	7	100.0%	7	100.0%
Limited English Proficient	0	3	3	100.0%	3	100.0%
Economically Disadvantaged	1	26	23	88.5%	23	88.5%
Migrant	0	0	0	n/a	0	n/a
Title1	0	0	0	n/a	0	n/a
Homeless	0	0	0	n/a	0	n/a
Gifted and Talented	0	2	2	100.0%	2	100.0%

#1#4 6945 Pine River Valley High School

Students With Disabilities	0	0	0	n/a	0	n/a
----------------------------	---	---	---	-----	---	-----



06/25/2007
10:00

Page: 70

	GRAD BASE ADJUSTMENTS	FINAL GRAD BASE	GRADUATES	GRADUATION RATE	COMPLETERS TOTAL	COMPLETION RATE
Limited English Proficient	0	0	0	n/a	0	n/a
Economically Disadvantaged	0	0	0	n/a	0	n/a
Migrant	0	0	0	n/a	0	n/a
Title1	0	0	0	n/a	0	n/a
Homeless	0	0	0	n/a	0	n/a
Gifted and Talented	0	0	0	n/a	0	n/a
DISTRICT TOTALS (All Schools)						
Students With Disabilities	0	7	7	100.0%	7	100.0%
Limited English Proficient	0	3	3	100.0%	3	100.0%
Economically Disadvantaged	1	26	23	88.5%	23	88.5%
Migrant	0	0	0	n/a	0	n/a
Title1	0	0	0	n/a	0	n/a
Homeless	0	0	0	n/a	0	n/a
Gifted and Talented	0	2	2	100.0%	2	100.0%
COUNTY : 35 LARIMER						
District: 1550 Poudre R-1						
SCHOOL:0000 Summer District Dropouts						
Students With Disabilities	2	1	0	n/a	0	n/a
Limited English Proficient	0	0	0	n/a	0	n/a
Economically Disadvantaged	4	2	0	n/a	0	n/a
Migrant	0	0	0	n/a	0	n/a
Title1	0	0	0	n/a	0	n/a
Homeless	0	0	0	n/a	0	n/a
Gifted and Talented	0	0	0	n/a	0	n/a
#3 0145 Pioneer Charter School						
Students With Disabilities	0	0	0	n/a	0	n/a
Limited English Proficient	0	0	0	n/a	0	n/a
Economically Disadvantaged	1	5	3	60.0%	4	80.0%
Migrant	0	0	0	n/a	0	n/a
Title1	0	0	0	n/a	0	n/a
Homeless	0	0	0	n/a	0	n/a
Gifted and Talented	0	0	0	n/a	0	n/a
#3 0146 Ridgeview Classical Charter Schools						
Students With Disabilities	0	0	0	n/a	0	n/a
Limited English Proficient	0	0	0	n/a	0	n/a
Economically Disadvantaged	0	1	1	100.0%	1	100.0%
Migrant	0	0	0	n/a	0	n/a
Title1	0	0	0	n/a	0	n/a

	Homeless	0	0	0	n/a	0	n/a
	Gifted and Talented	0	0	0	n/a	0	n/a
#3	* 0892 Blevins Junior High School						
	Students With Disabilities	0	0	0	n/a	0	n/a
	Limited English Proficient	0	0	0	n/a	0	n/a
	Economically Disadvantaged	0	0	0	n/a	0	n/a
	Migrant	0	0	0	n/a	0	n/a
	Title1	0	0	0	n/a	0	n/a
	Homeless	0	0	0	n/a	0	n/a
	Gifted and Talented	0	0	0	n/a	0	n/a



06/25/2007
10:00

Page: 71

	GRAD BASE ADJUSTMENTS	FINAL GRAD BASE	GRADUATES	GRADUATION RATE	COMPLETERS TOTAL	COMPLETION RATE
#3 * 0898 Boltz Junior High School						
Students With Disabilities	0	0	0	n/a	0	n/a
Limited English Proficient	0	0	0	n/a	0	n/a
Economically Disadvantaged	0	0	0	n/a	0	n/a
Migrant	0	0	0	n/a	0	n/a
Title1	0	0	0	n/a	0	n/a
Homeless	0	0	0	n/a	0	n/a
Gifted and Talented	0	0	0	n/a	0	n/a
#3 * 1190 Cache La Poudre Junior High School						
Students With Disabilities	0	0	0	n/a	0	n/a
Limited English Proficient	0	0	0	n/a	0	n/a
Economically Disadvantaged	0	0	0	n/a	0	n/a
Migrant	0	0	0	n/a	0	n/a
Title1	0	0	0	n/a	0	n/a
Homeless	0	0	0	n/a	0	n/a
Gifted and Talented	0	0	0	n/a	0	n/a
#3 3046 Fort Collins High School						
Students With Disabilities	6	43	34	79.1%	35	81.4%
Limited English Proficient	2	29	23	79.3%	23	79.3%
Economically Disadvantaged	2	76	50	65.8%	53	69.7%
Migrant	0	0	0	n/a	0	n/a
Title1	0	0	0	n/a	0	n/a
Homeless	0	7	4	57.1%	4	57.1%
Gifted and Talented	0	0	0	n/a	0	n/a
#2 3105 Fossil Ridge High School						
Students With Disabilities	0	15	13	86.7%	14	93.3%
Limited English Proficient	0	1	1	100.0%	1	100.0%
Economically Disadvantaged	0	7	7	100.0%	7	100.0%
Migrant	0	0	0	n/a	0	n/a
Title1	0	0	0	n/a	0	n/a
Homeless	0	0	0	n/a	0	n/a
Gifted and Talented	0	0	0	n/a	0	n/a
#3 3240 Frontier High School						
Students With Disabilities	0	6	2	33.3%	4	66.7%
Limited English Proficient	0	2	1	50.0%	2	100.0%
Economically Disadvantaged	3	13	5	38.5%	9	69.2%
Migrant	0	0	0	n/a	0	n/a
Title1	0	0	0	n/a	0	n/a

	Homeless	2	11	4	36.4%	7	63.6%
	Gifted and Talented	0	0	0	n/a	0	n/a
#3#4	3760 Centennial High School						
	Students With Disabilities	0	16	12	75.0%	13	81.3%
	Limited English Proficient	1	3	1	33.3%	1	33.3%
	Economically Disadvantaged	3	29	15	51.7%	19	65.5%
	Migrant	0	0	0	n/a	0	n/a
	Title1	0	0	0	n/a	0	n/a
	Homeless	2	4	1	25.0%	1	25.0%
	Gifted and Talented	0	1	1	100.0%	1	100.0%



06/25/2007
10:00

Page: 72

		GRAD BASE ADJUSTMENTS	FINAL GRAD BASE	GRADUATES	GRADUATION RATE	COMPLETERS TOTAL	COMPLETION RATE
#3	* 5068 Lesher Junior High School						
	Students With Disabilities	0	0	0	n/a	0	n/a
	Limited English Proficient	0	0	0	n/a	0	n/a
	Economically Disadvantaged	0	0	0	n/a	0	n/a
	Migrant	0	0	0	n/a	0	n/a
	Title1	0	0	0	n/a	0	n/a
	Homeless	0	0	0	n/a	0	n/a
	Gifted and Talented	0	0	0	n/a	0	n/a
#3	* 5120 Liberty Common Charter School						
	Students With Disabilities	0	0	0	n/a	0	n/a
	Limited English Proficient	0	0	0	n/a	0	n/a
	Economically Disadvantaged	0	0	0	n/a	0	n/a
	Migrant	0	0	0	n/a	0	n/a
	Title1	0	0	0	n/a	0	n/a
	Homeless	0	0	0	n/a	0	n/a
	Gifted and Talented	0	0	0	n/a	0	n/a
#3	* 5168 Lincoln Junior High School						
	Students With Disabilities	0	0	0	n/a	0	n/a
	Limited English Proficient	0	0	0	n/a	0	n/a
	Economically Disadvantaged	0	1	0	n/a	1	n/a
	Migrant	0	0	0	n/a	0	n/a
	Title1	0	0	0	n/a	0	n/a
	Homeless	0	0	0	n/a	0	n/a
	Gifted and Talented	0	0	0	n/a	0	n/a
#3#4	6815 Peak Alternative Program						
	Students With Disabilities	3	12	5	41.7%	8	66.7%
	Limited English Proficient	0	1	0	0.0%	0	0.0%
	Economically Disadvantaged	0	6	2	33.3%	3	50.0%
	Migrant	0	0	0	n/a	0	n/a
	Title1	0	0	0	n/a	0	n/a
	Homeless	0	1	0	0.0%	1	100.0%
	Gifted and Talented	0	0	0	n/a	0	n/a
#3	7124 Poudre High School						
	Students With Disabilities	10	57	43	75.4%	46	80.7%
	Limited English Proficient	3	57	43	75.4%	46	80.7%
	Economically Disadvantaged	12	132	107	81.1%	112	84.8%
	Migrant	0	5	5	100.0%	5	100.0%
	Title1	0	0	0	n/a	0	n/a


	Homeless	0	8	6	75.0%	6	75.0%
	Gifted and Talented	0	0	0	n/a	0	n/a
#3#4	7127 Poudre Transition Center						
	Students With Disabilities	2	8	4	50.0%	5	62.5%
	Limited English Proficient	2	3	2	66.7%	2	66.7%
	Economically Disadvantaged	6	17	8	47.1%	11	64.7%
	Migrant	0	0	0	n/a	0	n/a
	Title1	0	0	0	n/a	0	n/a
	Homeless	0	1	1	100.0%	1	100.0%
	Gifted and Talented	0	0	0	n/a	0	n/a



06/25/2007
10:00

Page: 73

		GRAD BASE ADJUSTMENTS	FINAL GRAD BASE	GRADUATES	GRADUATION RATE	COMPLETERS TOTAL	COMPLETION RATE
#3	* 7161 Preston Junior High School						
	Students With Disabilities	0	0	0	n/a	0	n/a
	Limited English Proficient	0	0	0	n/a	0	n/a
	Economically Disadvantaged	0	0	0	n/a	0	n/a
	Migrant	0	0	0	n/a	0	n/a
	Title1	0	0	0	n/a	0	n/a
	Homeless	0	0	0	n/a	0	n/a
	Gifted and Talented	0	0	0	n/a	0	n/a
#3#4#5*	7195 Psd Mountain Crest Alternative Program						
	Students With Disabilities	0	0	0	n/a	0	n/a
	Limited English Proficient	0	0	0	n/a	0	n/a
	Economically Disadvantaged	0	0	0	n/a	0	n/a
	Migrant	0	0	0	n/a	0	n/a
	Title1	0	0	0	n/a	0	n/a
	Homeless	0	0	0	n/a	0	n/a
	Gifted and Talented	0	0	0	n/a	0	n/a
#3	7470 Rocky Mountain High School						
	Students With Disabilities	5	47	37	78.7%	43	91.5%
	Limited English Proficient	1	14	12	85.7%	12	85.7%
	Economically Disadvantaged	2	75	59	78.7%	64	85.3%
	Migrant	0	0	0	n/a	0	n/a
	Title1	0	0	0	n/a	0	n/a
	Homeless	1	17	12	70.6%	12	70.6%
	Gifted and Talented	0	0	0	n/a	0	n/a
#3#4	* 8540 Mountain View Junior High						
	Students With Disabilities	0	0	0	n/a	0	n/a
	Limited English Proficient	0	0	0	n/a	0	n/a
	Economically Disadvantaged	0	1	0	n/a	1	n/a
	Migrant	0	0	0	n/a	0	n/a
	Title1	0	0	0	n/a	0	n/a
	Homeless	0	0	0	n/a	0	n/a
	Gifted and Talented	0	0	0	n/a	0	n/a
#3#4#5*	9120 Village School						
	Students With Disabilities	0	0	0	n/a	0	n/a
	Limited English Proficient	0	0	0	n/a	0	n/a
	Economically Disadvantaged	0	0	0	n/a	0	n/a
	Migrant	0	0	0	n/a	0	n/a
	Title1	0	0	0	n/a	0	n/a



	Homeless	0	0	0	n/a	0	n/a
	Gifted and Talented	0	0	0	n/a	0	n/a
#3	* 9330 Webber Junior High School						
	Students With Disabilities	0	0	0	n/a	0	n/a
	Limited English Proficient	0	0	0	n/a	0	n/a
	Economically Disadvantaged	0	0	0	n/a	0	n/a
	Migrant	0	0	0	n/a	0	n/a
	Title1	0	0	0	n/a	0	n/a
	Homeless	0	0	0	n/a	0	n/a
	Gifted and Talented	0	0	0	n/a	0	n/a



06/25/2007
10:00

Page: 74

	GRAD BASE ADJUSTMENTS	FINAL GRAD BASE	GRADUATES	GRADUATION RATE	COMPLETERS TOTAL	COMPLETION RATE
#3 * 9374 Wellington Junior High School						
Students With Disabilities	0	0	0	n/a	0	n/a
Limited English Proficient	0	0	0	n/a	0	n/a
Economically Disadvantaged	0	0	0	n/a	0	n/a
Migrant	0	0	0	n/a	0	n/a
Title1	0	0	0	n/a	0	n/a
Homeless	0	0	0	n/a	0	n/a
Gifted and Talented	0	0	0	n/a	0	n/a
DISTRICT TOTALS (All Schools)						
Students With Disabilities	28	205	150	73.2%	168	82.0%
Limited English Proficient	9	110	83	75.5%	87	79.1%
Economically Disadvantaged	33	365	257	70.4%	285	78.1%
Migrant	0	5	5	100.0%	5	100.0%
Title1	0	0	0	n/a	0	n/a
Homeless	5	49	28	57.1%	32	65.3%
Gifted and Talented	0	1	1	100.0%	1	100.0%
District: 1560 THOMPSON R-2J						
#3 0812 Berthoud High School						
Students With Disabilities	1	12	10	83.3%	10	83.3%
Limited English Proficient	0	0	0	n/a	0	n/a
Economically Disadvantaged	1	19	17	89.5%	17	89.5%
Migrant	0	0	0	n/a	0	n/a
Title1	0	0	0	n/a	0	n/a
Homeless	0	2	1	50.0%	1	50.0%
Gifted and Talented	0	17	17	100.0%	17	100.0%
#3 5316 Loveland High School						
Students With Disabilities	4	22	17	77.3%	20	90.9%
Limited English Proficient	2	5	5	100.0%	5	100.0%
Economically Disadvantaged	4	50	47	94.0%	49	98.0%
Migrant	1	1	1	100.0%	1	100.0%
Title1	0	0	0	n/a	0	n/a
Homeless	0	5	4	80.0%	4	80.0%
Gifted and Talented	2	28	28	100.0%	28	100.0%
#3 6163 Mountain View High School						
Students With Disabilities	2	26	24	92.3%	25	96.2%
Limited English Proficient	0	5	5	100.0%	5	100.0%
Economically Disadvantaged	2	68	61	89.7%	63	92.6%

Migrant	0	2	2	100.0%	2	100.0%
Title1	0	0	0	n/a	0	n/a
Homeless	0	0	0	n/a	0	n/a
Gifted and Talented	1	30	30	100.0%	30	100.0%


#3 8824 Thompson Valley High School

Students With Disabilities	3	26	23	88.5%	24	92.3%
Limited English Proficient	0	0	0	n/a	0	n/a
Economically Disadvantaged	2	67	63	94.0%	63	94.0%
Migrant	0	0	0	n/a	0	n/a
Title1	0	0	0	n/a	0	n/a



06/25/2007
10:00

		GRAD BASE ADJUSTMENTS	FINAL GRAD BASE	GRADUATES	GRADUATION RATE	COMPLETERS TOTAL	COMPLETION RATE
	Homeless	0	2	2	100.0%	2	100.0%
	Gifted and Talented	1	46	45	97.8%	46	100.0%
#3#4	9260 Harold Ferguson High School						
	Students With Disabilities	2	8	5	62.5%	5	62.5%
	Limited English Proficient	0	0	0	n/a	0	n/a
	Economically Disadvantaged	0	24	18	75.0%	18	75.0%
	Migrant	0	0	0	n/a	0	n/a
	Title1	0	0	0	n/a	0	n/a
	Homeless	0	15	11	73.3%	11	73.3%
	Gifted and Talented	1	1	1	100.0%	1	100.0%
DISTRICT TOTALS (All Schools)							
	Students With Disabilities	12	94	79	84.0%	84	89.4%
	Limited English Proficient	2	10	10	100.0%	10	100.0%
	Economically Disadvantaged	9	228	206	90.4%	210	92.1%
	Migrant	1	3	3	100.0%	3	100.0%
	Title1	0	0	0	n/a	0	n/a
	Homeless	0	24	18	75.0%	18	75.0%
	Gifted and Talented	5	122	121	99.2%	122	100.0%
District: 1570 PARK (ESTES PARK) R-3							
#3	2794 Estes Park High School						
	Students With Disabilities	1	8	7	87.5%	7	87.5%
	Limited English Proficient	0	5	3	60.0%	3	60.0%
	Economically Disadvantaged	0	17	14	82.4%	14	82.4%
	Migrant	0	2	1	50.0%	1	50.0%
	Title1	0	0	0	n/a	0	n/a
	Homeless	0	5	3	60.0%	3	60.0%
	Gifted and Talented	0	0	0	n/a	0	n/a
DISTRICT TOTALS (All Schools)							
	Students With Disabilities	1	8	7	87.5%	7	87.5%
	Limited English Proficient	0	5	3	60.0%	3	60.0%
	Economically Disadvantaged	0	17	14	82.4%	14	82.4%
	Migrant	0	2	1	50.0%	1	50.0%
	Title1	0	0	0	n/a	0	n/a
	Homeless	0	5	3	60.0%	3	60.0%
	Gifted and Talented	0	0	0	n/a	0	n/a



COUNTY : 36 LAS ANIMAS

District: 1580 TRINIDAD 1

#3 8906 Trinidad High School

Students With Disabilities	1	12	10	83.3%	11	91.7%
Limited English Proficient	0	0	0	n/a	0	n/a
Economically Disadvantaged	2	66	57	86.4%	61	92.4%
Migrant	0	0	0	n/a	0	n/a
Title1	0	0	0	n/a	0	n/a
Homeless	0	0	0	n/a	0	n/a
Gifted and Talented	0	0	0	n/a	0	n/a

DISTRICT TOTALS (All Schools)



06/25/2007
10:00

Page: 76

	GRAD BASE ADJUSTMENTS	FINAL GRAD BASE	GRADUATES	GRADUATION RATE	COMPLETERS TOTAL	COMPLETION RATE
Students With Disabilities	1	12	10	83.3%	11	91.7%
Limited English Proficient	0	0	0	n/a	0	n/a
Economically Disadvantaged	2	66	57	86.4%	61	92.4%
Migrant	0	0	0	n/a	0	n/a
Title1	0	0	0	n/a	0	n/a
Homeless	0	0	0	n/a	0	n/a
Gifted and Talented	0	0	0	n/a	0	n/a

District: 1590 PRIMERO REORGANIZED 2

#3 7164 Primero Junior-Senior High School

Students With Disabilities	0	2	1	50.0%	2	100.0%
Limited English Proficient	0	0	0	n/a	0	n/a
Economically Disadvantaged	0	5	3	60.0%	4	80.0%
Migrant	0	0	0	n/a	0	n/a
Title1	0	0	0	n/a	0	n/a
Homeless	0	0	0	n/a	0	n/a
Gifted and Talented	0	0	0	n/a	0	n/a

DISTRICT TOTALS (All Schools)

Students With Disabilities	0	2	1	50.0%	2	100.0%
Limited English Proficient	0	0	0	n/a	0	n/a
Economically Disadvantaged	0	5	3	60.0%	4	80.0%
Migrant	0	0	0	n/a	0	n/a
Title1	0	0	0	n/a	0	n/a
Homeless	0	0	0	n/a	0	n/a
Gifted and Talented	0	0	0	n/a	0	n/a

District: 1600 HOEHNE REORGANIZED 3

#3 4048 Hoehne High School

Students With Disabilities	0	2	1	50.0%	2	100.0%
Limited English Proficient	0	0	0	n/a	0	n/a
Economically Disadvantaged	0	6	6	100.0%	6	100.0%
Migrant	0	0	0	n/a	0	n/a
Title1	0	0	0	n/a	0	n/a
Homeless	0	0	0	n/a	0	n/a
Gifted and Talented	0	0	0	n/a	0	n/a

DISTRICT TOTALS (All Schools)

Students With Disabilities	0	2	1	50.0%	2	100.0%
Limited English Proficient	0	0	0	n/a	0	n/a
Economically Disadvantaged	0	6	6	100.0%	6	100.0%

Migrant	0	0	0	n/a	0	n/a
Title1	0	0	0	n/a	0	n/a
Homeless	0	0	0	n/a	0	n/a
Gifted and Talented	0	0	0	n/a	0	n/a

District: 1620 AGUILAR REORGANIZED 6

#3 0066 Aguilar Junior-Senior High School


Students With Disabilities	0	1	1	100.0%	1	100.0%
Limited English Proficient	0	0	0	n/a	0	n/a
Economically Disadvantaged	0	5	5	100.0%	5	100.0%



06/25/2007
10:00

Page: 77

	GRAD BASE ADJUSTMENTS	FINAL GRAD BASE	GRADUATES	GRADUATION RATE	COMPLETERS TOTAL	COMPLETION RATE
Migrant	0	0	0	n/a	0	n/a
Title1	0	0	0	n/a	0	n/a
Homeless	0	0	0	n/a	0	n/a
Gifted and Talented	0	0	0	n/a	0	n/a
DISTRICT TOTALS (All Schools)						
Students With Disabilities	0	1	1	100.0%	1	100.0%
Limited English Proficient	0	0	0	n/a	0	n/a
Economically Disadvantaged	0	5	5	100.0%	5	100.0%
Migrant	0	0	0	n/a	0	n/a
Title1	0	0	0	n/a	0	n/a
Homeless	0	0	0	n/a	0	n/a
Gifted and Talented	0	0	0	n/a	0	n/a
District: 1750 BRANSON REORGANIZED 82						
#3#4	0948 Branson Alternative School					
Students With Disabilities	2	9	2	22.2%	3	33.3%
Limited English Proficient	0	0	0	n/a	0	n/a
Economically Disadvantaged	0	21	5	23.8%	17	81.0%
Migrant	0	0	0	n/a	0	n/a
Title1	0	0	0	n/a	0	n/a
Homeless	0	0	0	n/a	0	n/a
Gifted and Talented	0	0	0	n/a	0	n/a
#3	0978 Branson Undivided High School					
Students With Disabilities	0	0	0	n/a	0	n/a
Limited English Proficient	0	0	0	n/a	0	n/a
Economically Disadvantaged	0	4	3	75.0%	3	75.0%
Migrant	0	0	0	n/a	0	n/a
Title1	0	0	0	n/a	0	n/a
Homeless	0	0	0	n/a	0	n/a
Gifted and Talented	0	0	0	n/a	0	n/a
DISTRICT TOTALS (All Schools)						
Students With Disabilities	2	9	2	22.2%	3	33.3%
Limited English Proficient	0	0	0	n/a	0	n/a
Economically Disadvantaged	0	25	8	32.0%	20	80.0%
Migrant	0	0	0	n/a	0	n/a
Title1	0	0	0	n/a	0	n/a
Homeless	0	0	0	n/a	0	n/a
Gifted and Talented	0	0	0	n/a	0	n/a
District: 1760 KIM REORGANIZED 88						



#3 4694 Kim Undivided High School

Students With Disabilities	0	1	1	100.0%	1	100.0%
Limited English Proficient	0	0	0	n/a	0	n/a
Economically Disadvantaged	0	7	7	100.0%	7	100.0%
Migrant	0	0	0	n/a	0	n/a
Title1	0	5	5	100.0%	5	100.0%
Homeless	0	0	0	n/a	0	n/a
Gifted and Talented	0	0	0	n/a	0	n/a

DISTRICT TOTALS (All Schools)



06/25/2007
10:00

Page: 78

	GRAD BASE ADJUSTMENTS	FINAL GRAD BASE	GRADUATES	GRADUATION RATE	COMPLETERS TOTAL	COMPLETION RATE
Students With Disabilities	0	1	1	100.0%	1	100.0%
Limited English Proficient	0	0	0	n/a	0	n/a
Economically Disadvantaged	0	7	7	100.0%	7	100.0%
Migrant	0	0	0	n/a	0	n/a
Title1	0	5	5	100.0%	5	100.0%
Homeless	0	0	0	n/a	0	n/a
Gifted and Talented	0	0	0	n/a	0	n/a

COUNTY : 37 LINCOLN

District: 1780 GENOA-HUGO C113

#3 4162 Genoa-Hugo Senior High School

Students With Disabilities	1	3	3	100.0%	3	100.0%
Limited English Proficient	0	0	0	n/a	0	n/a
Economically Disadvantaged	1	4	3	75.0%	3	75.0%
Migrant	0	0	0	n/a	0	n/a
Title1	0	0	0	n/a	0	n/a
Homeless	0	0	0	n/a	0	n/a
Gifted and Talented	0	0	0	n/a	0	n/a

DISTRICT TOTALS (All Schools)

Students With Disabilities	1	3	3	100.0%	3	100.0%
Limited English Proficient	0	0	0	n/a	0	n/a
Economically Disadvantaged	1	4	3	75.0%	3	75.0%
Migrant	0	0	0	n/a	0	n/a
Title1	0	0	0	n/a	0	n/a
Homeless	0	0	0	n/a	0	n/a
Gifted and Talented	0	0	0	n/a	0	n/a

District: 1790 LIMON RE-4J

#3 5136 Limon Junior-Senior High School

Students With Disabilities	0	7	7	100.0%	7	100.0%
Limited English Proficient	0	0	0	n/a	0	n/a
Economically Disadvantaged	0	16	16	100.0%	16	100.0%
Migrant	0	0	0	n/a	0	n/a
Title1	0	53	50	94.3%	50	94.3%
Homeless	0	0	0	n/a	0	n/a
Gifted and Talented	0	0	0	n/a	0	n/a

DISTRICT TOTALS (All Schools)

Students With Disabilities	0	7	7	100.0%	7	100.0%
----------------------------	---	---	---	--------	---	--------

Limited English Proficient	0	0	0	n/a	0	n/a
Economically Disadvantaged	0	16	16	100.0%	16	100.0%
Migrant	0	0	0	n/a	0	n/a
Title1	0	53	50	94.3%	50	94.3%
Homeless	0	0	0	n/a	0	n/a
Gifted and Talented	0	0	0	n/a	0	n/a


District: 1810 KARVAL RE-23

#3	4504 Karval Online Education						
	Students With Disabilities	0	4	2	50.0%	2	50.0%



06/25/2007
10:00

		GRAD BASE ADJUSTMENTS	FINAL GRAD BASE	GRADUATES	GRADUATION RATE	COMPLETERS TOTAL	COMPLETION RATE
	Limited English Proficient	0	0	0	n/a	0	n/a
	Economically Disadvantaged	0	0	0	n/a	0	n/a
	Migrant	0	0	0	n/a	0	n/a
	Title1	0	0	0	n/a	0	n/a
	Homeless	0	0	0	n/a	0	n/a
	Gifted and Talented	0	0	0	n/a	0	n/a
#3	4506 Karval Junior-Senior High School						
	Students With Disabilities	0	0	0	n/a	0	n/a
	Limited English Proficient	0	0	0	n/a	0	n/a
	Economically Disadvantaged	0	7	7	100.0%	7	100.0%
	Migrant	0	0	0	n/a	0	n/a
	Title1	0	0	0	n/a	0	n/a
	Homeless	0	0	0	n/a	0	n/a
	Gifted and Talented	0	0	0	n/a	0	n/a
DISTRICT TOTALS (All Schools)							
	Students With Disabilities	0	4	2	50.0%	2	50.0%
	Limited English Proficient	0	0	0	n/a	0	n/a
	Economically Disadvantaged	0	7	7	100.0%	7	100.0%
	Migrant	0	0	0	n/a	0	n/a
	Title1	0	0	0	n/a	0	n/a
	Homeless	0	0	0	n/a	0	n/a
	Gifted and Talented	0	0	0	n/a	0	n/a
COUNTY : 38 LOGAN							
District: 1828 VALLEY RE-1							
#3#4	0202 Smith High School						
	Students With Disabilities	0	0	0	n/a	0	n/a
	Limited English Proficient	0	0	0	n/a	0	n/a
	Economically Disadvantaged	0	3	1	33.3%	2	66.7%
	Migrant	0	0	0	n/a	0	n/a
	Title1	0	1	1	100.0%	1	100.0%
	Homeless	0	0	0	n/a	0	n/a
	Gifted and Talented	0	1	0	0.0%	0	0.0%
#3	1224 Caliche Junior-Senior High School						
	Students With Disabilities	0	1	1	100.0%	1	100.0%
	Limited English Proficient	0	0	0	n/a	0	n/a
	Economically Disadvantaged	0	16	16	100.0%	16	100.0%
	Migrant	0	0	0	n/a	0	n/a
	Title1	0	0	0	n/a	0	n/a



	Homeless	0	0	0	n/a	0	n/a
	Gifted and Talented	0	0	0	n/a	0	n/a
#3	8260 Sterling High School						
	Students With Disabilities	2	20	13	65.0%	14	70.0%
	Limited English Proficient	1	6	3	50.0%	4	66.7%
	Economically Disadvantaged	4	52	36	69.2%	43	82.7%
	Migrant	1	0	0	n/a	0	n/a
	Title1	0	1	0	0.0%	1	100.0%
	Homeless	0	0	0	n/a	0	n/a
	Gifted and Talented	0	0	0	n/a	0	n/a



06/25/2007
10:00

Page: 80

	GRAD BASE ADJUSTMENTS	FINAL GRAD BASE	GRADUATES	GRADUATION RATE	COMPLETERS TOTAL	COMPLETION RATE
DISTRICT TOTALS (All Schools)						
Students With Disabilities	2	21	14	66.7%	15	71.4%
Limited English Proficient	1	6	3	50.0%	4	66.7%
Economically Disadvantaged	4	71	53	74.6%	61	85.9%
Migrant	1	0	0	n/a	0	n/a
Title1	0	2	1	50.0%	2	100.0%
Homeless	0	0	0	n/a	0	n/a
Gifted and Talented	0	1	0	0.0%	0	0.0%

District: 1850 FRENCHMAN RE-3

#3 2988 Fleming High School

Students With Disabilities	0	1	0	0.0%	0	0.0%
Limited English Proficient	0	0	0	n/a	0	n/a
Economically Disadvantaged	0	3	3	100.0%	3	100.0%
Migrant	0	0	0	n/a	0	n/a
Title1	0	0	0	n/a	0	n/a
Homeless	0	0	0	n/a	0	n/a
Gifted and Talented	0	1	1	100.0%	1	100.0%

DISTRICT TOTALS (All Schools)

Students With Disabilities	0	1	0	0.0%	0	0.0%
Limited English Proficient	0	0	0	n/a	0	n/a
Economically Disadvantaged	0	3	3	100.0%	3	100.0%
Migrant	0	0	0	n/a	0	n/a
Title1	0	0	0	n/a	0	n/a
Homeless	0	0	0	n/a	0	n/a
Gifted and Talented	0	1	1	100.0%	1	100.0%

District: 1860 BUFFALO RE-4

#3 5806 Merino Junior Senior High School

Students With Disabilities	0	1	1	100.0%	1	100.0%
Limited English Proficient	0	0	0	n/a	0	n/a
Economically Disadvantaged	0	13	11	84.6%	13	100.0%
Migrant	0	0	0	n/a	0	n/a
Title1	0	0	0	n/a	0	n/a
Homeless	0	0	0	n/a	0	n/a
Gifted and Talented	0	5	5	100.0%	5	100.0%

DISTRICT TOTALS (All Schools)

Students With Disabilities	0	1	1	100.0%	1	100.0%
----------------------------	---	---	---	--------	---	--------

Limited English Proficient	0	0	0	n/a	0	n/a
Economically Disadvantaged	0	13	11	84.6%	13	100.0%
Migrant	0	0	0	n/a	0	n/a
Title1	0	0	0	n/a	0	n/a
Homeless	0	0	0	n/a	0	n/a
Gifted and Talented	0	5	5	100.0%	5	100.0%

District: 1870 PLATEAU RE-5

#3 6838 Peetz Junior-Senior High School

Students With Disabilities	0	0	0	n/a	0	n/a
----------------------------	---	---	---	-----	---	-----



06/25/2007
10:00

Page: 81

	GRAD BASE ADJUSTMENTS	FINAL GRAD BASE	GRADUATES	GRADUATION RATE	COMPLETERS TOTAL	COMPLETION RATE
Limited English Proficient	0	0	0	n/a	0	n/a
Economically Disadvantaged	0	5	4	80.0%	4	80.0%
Migrant	0	0	0	n/a	0	n/a
Title1	0	0	0	n/a	0	n/a
Homeless	0	0	0	n/a	0	n/a
Gifted and Talented	0	3	3	100.0%	3	100.0%
DISTRICT TOTALS (All Schools)						
Students With Disabilities	0	0	0	n/a	0	n/a
Limited English Proficient	0	0	0	n/a	0	n/a
Economically Disadvantaged	0	5	4	80.0%	4	80.0%
Migrant	0	0	0	n/a	0	n/a
Title1	0	0	0	n/a	0	n/a
Homeless	0	0	0	n/a	0	n/a
Gifted and Talented	0	3	3	100.0%	3	100.0%
COUNTY : 39 MESA						
District: 1980 DE BEQUE 49JT						
#3	2126 De Beque Undivided High School					
Students With Disabilities	0	0	0	n/a	0	n/a
Limited English Proficient	0	1	0	0.0%	0	0.0%
Economically Disadvantaged	1	5	4	80.0%	4	80.0%
Migrant	0	0	0	n/a	0	n/a
Title1	0	0	0	n/a	0	n/a
Homeless	0	0	0	n/a	0	n/a
Gifted and Talented	0	0	0	n/a	0	n/a
DISTRICT TOTALS (All Schools)						
Students With Disabilities	0	0	0	n/a	0	n/a
Limited English Proficient	0	1	0	0.0%	0	0.0%
Economically Disadvantaged	1	5	4	80.0%	4	80.0%
Migrant	0	0	0	n/a	0	n/a
Title1	0	0	0	n/a	0	n/a
Homeless	0	0	0	n/a	0	n/a
Gifted and Talented	0	0	0	n/a	0	n/a
District: 1990 PLATEAU VALLEY 50						
#3#4	3582 Grand Mesa High School					
Students With Disabilities	1	10	2	20.0%	8	80.0%
Limited English Proficient	0	0	0	n/a	0	n/a
Economically Disadvantaged	0	0	0	n/a	0	n/a

Migrant	0	0	0	n/a	0	n/a
Title1	0	0	0	n/a	0	n/a
Homeless	0	0	0	n/a	0	n/a
Gifted and Talented	0	0	0	n/a	0	n/a
#3	7032 Plateau Valley High School					
Students With Disabilities	0	5	5	100.0%	5	100.0%
Limited English Proficient	0	3	3	100.0%	3	100.0%
Economically Disadvantaged	0	12	10	83.3%	11	91.7%
Migrant	0	0	0	n/a	0	n/a
Title1	0	0	0	n/a	0	n/a



06/25/2007
10:00

Page: 82

	GRAD BASE ADJUSTMENTS	FINAL GRAD BASE	GRADUATES	GRADUATION RATE	COMPLETERS TOTAL	COMPLETION RATE
Homeless	0	0	0	n/a	0	n/a
Gifted and Talented	0	1	1	100.0%	1	100.0%
DISTRICT TOTALS (All Schools)						
Students With Disabilities	1	15	7	46.7%	13	86.7%
Limited English Proficient	0	3	3	100.0%	3	100.0%
Economically Disadvantaged	0	12	10	83.3%	11	91.7%
Migrant	0	0	0	n/a	0	n/a
Title1	0	0	0	n/a	0	n/a
Homeless	0	0	0	n/a	0	n/a
Gifted and Talented	0	1	1	100.0%	1	100.0%
District: 2000 MESA COUNTY VALLEY 51						
#3	1450 Central High School					
Students With Disabilities	9	51	41	80.4%	44	86.3%
Limited English Proficient	1	7	5	71.4%	5	71.4%
Economically Disadvantaged	11	147	117	79.6%	122	83.0%
Migrant	0	1	1	100.0%	1	100.0%
Title1	0	0	0	n/a	0	n/a
Homeless	1	6	5	83.3%	5	83.3%
Gifted and Talented	0	46	46	100.0%	46	100.0%
#3	2128 Deep River School					
Students With Disabilities	0	0	0	n/a	0	n/a
Limited English Proficient	0	0	0	n/a	0	n/a
Economically Disadvantaged	0	2	0	0.0%	0	0.0%
Migrant	0	0	0	n/a	0	n/a
Title1	0	0	0	n/a	0	n/a
Homeless	0	0	0	n/a	0	n/a
Gifted and Talented	0	0	0	n/a	0	n/a
#3	3350 Gateway School					
Students With Disabilities	0	0	0	n/a	0	n/a
Limited English Proficient	0	0	0	n/a	0	n/a
Economically Disadvantaged	0	1	1	100.0%	1	100.0%
Migrant	0	0	0	n/a	0	n/a
Title1	0	0	0	n/a	0	n/a
Homeless	0	0	0	n/a	0	n/a
Gifted and Talented	0	0	0	n/a	0	n/a
#3	3570 Grand Junction High School					
Students With Disabilities	3	47	33	70.2%	36	76.6%

Limited English Proficient	2	19	12	63.2%	12	63.2%
Economically Disadvantaged	19	107	76	71.0%	83	77.6%
Migrant	2	7	4	57.1%	4	57.1%
Title1	0	0	0	n/a	0	n/a
Homeless	2	5	4	80.0%	4	80.0%
Gifted and Talented	0	68	64	94.1%	67	98.5%

#3

6070 Fruita Monument High School

Students With Disabilities	3	54	40	74.1%	44	81.5%
Limited English Proficient	0	3	2	66.7%	2	66.7%
Economically Disadvantaged	10	93	72	77.4%	75	80.6%



06/25/2007
10:00

Page: 83

			GRAD BASE ADJUSTMENTS	FINAL GRAD BASE	GRADUATES	GRADUATION RATE	COMPLETERS TOTAL	COMPLETION RATE
		Migrant	0	5	4	80.0%	4	80.0%
		Title1	0	0	0	n/a	0	n/a
		Homeless	0	2	1	50.0%	1	50.0%
		Gifted and Talented	0	81	79	97.5%	80	98.8%
#1	#5*	6472 Career Center						
		Students With Disabilities	0	0	0	n/a	0	n/a
		Limited English Proficient	0	0	0	n/a	0	n/a
		Economically Disadvantaged	0	0	0	n/a	0	n/a
		Migrant	0	0	0	n/a	0	n/a
		Title1	0	0	0	n/a	0	n/a
		Homeless	0	0	0	n/a	0	n/a
		Gifted and Talented	0	0	0	n/a	0	n/a
#3		6666 Palisade High School						
		Students With Disabilities	3	33	18	54.5%	19	57.6%
		Limited English Proficient	0	8	4	50.0%	4	50.0%
		Economically Disadvantaged	12	102	61	59.8%	64	62.7%
		Migrant	0	6	3	50.0%	3	50.0%
		Title1	0	0	0	n/a	0	n/a
		Homeless	0	5	2	40.0%	2	40.0%
		Gifted and Talented	0	10	9	90.0%	10	100.0%
#3#4		7236 R-5 High School						
		Students With Disabilities	1	13	3	23.1%	4	30.8%
		Limited English Proficient	0	2	2	100.0%	2	100.0%
		Economically Disadvantaged	18	86	31	36.0%	41	47.7%
		Migrant	0	1	0	0.0%	0	0.0%
		Title1	0	0	0	n/a	0	n/a
		Homeless	1	13	7	53.8%	8	61.5%
		Gifted and Talented	1	8	1	12.5%	5	62.5%
#3#4#5*		7699 School Without Walls						
		Students With Disabilities	0	0	0	n/a	0	n/a
		Limited English Proficient	0	0	0	n/a	0	n/a
		Economically Disadvantaged	0	0	0	n/a	0	n/a
		Migrant	0	0	0	n/a	0	n/a
		Title1	0	0	0	n/a	0	n/a
		Homeless	0	0	0	n/a	0	n/a
		Gifted and Talented	0	0	0	n/a	0	n/a
DISTRICT TOTALS (All Schools)								
		Students With Disabilities	19	198	135	68.2%	147	74.2%

Limited English Proficient	3	39	25	64.1%	25	64.1%
Economically Disadvantaged	70	538	358	66.5%	386	71.7%
Migrant	2	20	12	60.0%	12	60.0%
Title1	0	0	0	n/a	0	n/a
Homeless	4	31	19	61.3%	20	64.5%
Gifted and Talented	1	213	199	93.4%	208	97.7%

COUNTY : 40 MINERAL

District: 2010 CREEDE CONSOLIDATED 1

#3 1966 Creede Junior-Senior High School



06/25/2007
10:00

Page: 84

	GRAD BASE ADJUSTMENTS	FINAL GRAD BASE	GRADUATES	GRADUATION RATE	COMPLETERS TOTAL	COMPLETION RATE
Students With Disabilities	0	1	1	100.0%	1	100.0%
Limited English Proficient	0	0	0	n/a	0	n/a
Economically Disadvantaged	0	1	1	100.0%	1	100.0%
Migrant	0	0	0	n/a	0	n/a
Title1	0	0	0	n/a	0	n/a
Homeless	0	0	0	n/a	0	n/a
Gifted and Talented	0	0	0	n/a	0	n/a

DISTRICT TOTALS (All Schools)

Students With Disabilities	0	1	1	100.0%	1	100.0%
Limited English Proficient	0	0	0	n/a	0	n/a
Economically Disadvantaged	0	1	1	100.0%	1	100.0%
Migrant	0	0	0	n/a	0	n/a
Title1	0	0	0	n/a	0	n/a
Homeless	0	0	0	n/a	0	n/a
Gifted and Talented	0	0	0	n/a	0	n/a

COUNTY : 41 MOFFAT

District: 2020 MOFFAT COUNTY RE:NO 1

#3 5962 Moffat County High School

Students With Disabilities	1	19	13	68.4%	14	73.7%
Limited English Proficient	0	4	3	75.0%	3	75.0%
Economically Disadvantaged	2	33	28	84.8%	30	90.9%
Migrant	0	2	1	50.0%	1	50.0%
Title1	0	0	0	n/a	0	n/a
Homeless	0	0	0	n/a	0	n/a
Gifted and Talented	0	0	0	n/a	0	n/a

DISTRICT TOTALS (All Schools)

Students With Disabilities	1	19	13	68.4%	14	73.7%
Limited English Proficient	0	4	3	75.0%	3	75.0%
Economically Disadvantaged	2	33	28	84.8%	30	90.9%
Migrant	0	2	1	50.0%	1	50.0%
Title1	0	0	0	n/a	0	n/a
Homeless	0	0	0	n/a	0	n/a
Gifted and Talented	0	0	0	n/a	0	n/a

COUNTY : 42 MONTEZUMA

District: 2035 MONTEZUMA-CORTEZ RE-1

#3 6026 Montezuma-Cortez High School

Students With Disabilities	3	46	34	73.9%	36	78.3%
Limited English Proficient	5	67	50	74.6%	52	77.6%
Economically Disadvantaged	7	93	68	73.1%	72	77.4%
Migrant	0	0	0	n/a	0	n/a
Title1	0	0	0	n/a	0	n/a
Homeless	0	0	0	n/a	0	n/a
Gifted and Talented	0	30	30	100.0%	30	100.0%

#3#4 8133 Southwest Open Charter School

Students With Disabilities	3	6	1	16.7%	1	16.7%
----------------------------	---	---	---	-------	---	-------



06/25/2007
10:00

Page: 85

	GRAD BASE ADJUSTMENTS	FINAL GRAD BASE	GRADUATES	GRADUATION RATE	COMPLETERS TOTAL	COMPLETION RATE
Limited English Proficient	0	4	0	0.0%	0	0.0%
Economically Disadvantaged	14	34	7	20.6%	10	29.4%
Migrant	0	0	0	n/a	0	n/a
Title1	0	0	0	n/a	0	n/a
Homeless	0	0	0	n/a	0	n/a
Gifted and Talented	0	0	0	n/a	0	n/a
DISTRICT TOTALS (All Schools)						
Students With Disabilities	6	52	35	67.3%	37	71.2%
Limited English Proficient	5	71	50	70.4%	52	73.2%
Economically Disadvantaged	21	127	75	59.1%	82	64.6%
Migrant	0	0	0	n/a	0	n/a
Title1	0	0	0	n/a	0	n/a
Homeless	0	0	0	n/a	0	n/a
Gifted and Talented	0	30	30	100.0%	30	100.0%
District: 2055 DOLORES RE-4A						
#3 2208 Dolores High School						
Students With Disabilities	0	3	2	66.7%	2	66.7%
Limited English Proficient	0	0	0	n/a	0	n/a
Economically Disadvantaged	0	13	9	69.2%	10	76.9%
Migrant	0	0	0	n/a	0	n/a
Title1	0	0	0	n/a	0	n/a
Homeless	0	0	0	n/a	0	n/a
Gifted and Talented	0	0	0	n/a	0	n/a
DISTRICT TOTALS (All Schools)						
Students With Disabilities	0	3	2	66.7%	2	66.7%
Limited English Proficient	0	0	0	n/a	0	n/a
Economically Disadvantaged	0	13	9	69.2%	10	76.9%
Migrant	0	0	0	n/a	0	n/a
Title1	0	0	0	n/a	0	n/a
Homeless	0	0	0	n/a	0	n/a
Gifted and Talented	0	0	0	n/a	0	n/a
District: 2070 MANCOS RE-6						
#3 5452 Mancos High School						
Students With Disabilities	0	1	1	100.0%	1	100.0%
Limited English Proficient	0	5	3	60.0%	3	60.0%
Economically Disadvantaged	0	11	8	72.7%	8	72.7%
Migrant	0	0	0	n/a	0	n/a
Title1	0	0	0	n/a	0	n/a

Homeless	0	1	1	100.0%	1	100.0%
Gifted and Talented	0	3	3	100.0%	3	100.0%

DISTRICT TOTALS (All Schools)

Students With Disabilities	0	1	1	100.0%	1	100.0%
Limited English Proficient	0	5	3	60.0%	3	60.0%
Economically Disadvantaged	0	11	8	72.7%	8	72.7%
Migrant	0	0	0	n/a	0	n/a
Title1	0	0	0	n/a	0	n/a
Homeless	0	1	1	100.0%	1	100.0%
Gifted and Talented	0	3	3	100.0%	3	100.0%



06/25/2007
10:00

Page: 86

		GRAD BASE ADJUSTMENTS	FINAL GRAD BASE	GRADUATES	GRADUATION RATE	COMPLETERS TOTAL	COMPLETION RATE

COUNTY : 43 MONTROSE							
District: 2180 MONTROSE COUNTY RE-1J							
#3	* 1392 Centennial Middle School						
	Students With Disabilities	0	0	0	n/a	0	n/a
	Limited English Proficient	0	0	0	n/a	0	n/a
	Economically Disadvantaged	0	0	0	n/a	0	n/a
	Migrant	0	0	0	n/a	0	n/a
	Title1	0	0	0	n/a	0	n/a
	Homeless	0	0	0	n/a	0	n/a
	Gifted and Talented	0	0	0	n/a	0	n/a
#3	6058 Montrose High School						
	Students With Disabilities	7	19	15	78.9%	16	84.2%
	Limited English Proficient	3	7	5	71.4%	5	71.4%
	Economically Disadvantaged	15	56	46	82.1%	46	82.1%
	Migrant	3	5	4	80.0%	4	80.0%
	Title1	0	0	0	n/a	0	n/a
	Homeless	0	0	0	n/a	0	n/a
	Gifted and Talented	0	24	24	100.0%	24	100.0%
#3#4#5*	6059 Vista Adult High School						
	Students With Disabilities	0	0	0	n/a	0	n/a
	Limited English Proficient	0	0	0	n/a	0	n/a
	Economically Disadvantaged	1	0	0	n/a	0	n/a
	Migrant	0	0	0	n/a	0	n/a
	Title1	0	0	0	n/a	0	n/a
	Homeless	0	0	0	n/a	0	n/a
	Gifted and Talented	0	0	0	n/a	0	n/a
#3	6494 Olathe High School						
	Students With Disabilities	2	3	2	66.7%	2	66.7%
	Limited English Proficient	2	10	7	70.0%	7	70.0%
	Economically Disadvantaged	4	28	23	82.1%	24	85.7%
	Migrant	0	6	4	66.7%	4	66.7%
	Title1	0	0	0	n/a	0	n/a
	Homeless	0	0	0	n/a	0	n/a
	Gifted and Talented	0	4	4	100.0%	4	100.0%
#3#4	6807 Passage Charter School						
	Students With Disabilities	0	1	0	0.0%	0	0.0%

Limited English Proficient	0	0	0	n/a	0	n/a
Economically Disadvantaged	1	6	4	66.7%	4	66.7%
Migrant	0	0	0	n/a	0	n/a
Title1	1	6	4	66.7%	4	66.7%
Homeless	0	0	0	n/a	0	n/a
Gifted and Talented	0	0	0	n/a	0	n/a

#2

9149 Vista Charter School

Students With Disabilities	1	5	3	60.0%	3	60.0%
Limited English Proficient	1	1	1	100.0%	1	100.0%
Economically Disadvantaged	7	28	17	60.7%	19	67.9%



06/25/2007
10:00

Page: 87

	GRAD BASE ADJUSTMENTS	FINAL GRAD BASE	GRADUATES	GRADUATION RATE	COMPLETERS TOTAL	COMPLETION RATE
Migrant	1	1	1	100.0%	1	100.0%
Title1	0	0	0	n/a	0	n/a
Homeless	0	3	2	66.7%	3	100.0%
Gifted and Talented	0	0	0	n/a	0	n/a
DISTRICT TOTALS (All Schools)						
Students With Disabilities	10	28	20	71.4%	21	75.0%
Limited English Proficient	6	18	13	72.2%	13	72.2%
Economically Disadvantaged	28	118	90	76.3%	93	78.8%
Migrant	4	12	9	75.0%	9	75.0%
Title1	1	6	4	66.7%	4	66.7%
Homeless	0	3	2	66.7%	3	100.0%
Gifted and Talented	0	28	28	100.0%	28	100.0%
District: 2190 WEST END RE-2						
#3	6436 Nucla Junior/Senior High School					
Students With Disabilities	1	5	4	80.0%	4	80.0%
Limited English Proficient	0	0	0	n/a	0	n/a
Economically Disadvantaged	1	11	9	81.8%	10	90.9%
Migrant	0	0	0	n/a	0	n/a
Title1	0	0	0	n/a	0	n/a
Homeless	0	0	0	n/a	0	n/a
Gifted and Talented	0	0	0	n/a	0	n/a
#3#4#5*	9395 West End Charter Learning Center					
Students With Disabilities	0	0	0	n/a	0	n/a
Limited English Proficient	0	0	0	n/a	0	n/a
Economically Disadvantaged	0	0	0	n/a	0	n/a
Migrant	0	0	0	n/a	0	n/a
Title1	0	0	0	n/a	0	n/a
Homeless	0	0	0	n/a	0	n/a
Gifted and Talented	0	0	0	n/a	0	n/a
DISTRICT TOTALS (All Schools)						
Students With Disabilities	1	5	4	80.0%	4	80.0%
Limited English Proficient	0	0	0	n/a	0	n/a
Economically Disadvantaged	1	11	9	81.8%	10	90.9%
Migrant	0	0	0	n/a	0	n/a
Title1	0	0	0	n/a	0	n/a
Homeless	0	0	0	n/a	0	n/a
Gifted and Talented	0	0	0	n/a	0	n/a

COUNTY : 44 MORGAN

District: 2395 BRUSH RE-2(J)

#3 1096 Brush High School

Students With Disabilities	0	19	14	73.7%	15	78.9%
Limited English Proficient	0	9	5	55.6%	6	66.7%
Economically Disadvantaged	1	42	33	78.6%	34	81.0%
Migrant	0	4	1	25.0%	1	25.0%
Title1	0	0	0	n/a	0	n/a
Homeless	0	0	0	n/a	0	n/a
Gifted and Talented	0	2	2	100.0%	2	100.0%



06/25/2007
10:00

Page: 88

	GRAD BASE ADJUSTMENTS	FINAL GRAD BASE	GRADUATES	GRADUATION RATE	COMPLETERS TOTAL	COMPLETION RATE
DISTRICT TOTALS (All Schools)						
Students With Disabilities	0	19	14	73.7%	15	78.9%
Limited English Proficient	0	9	5	55.6%	6	66.7%
Economically Disadvantaged	1	42	33	78.6%	34	81.0%
Migrant	0	4	1	25.0%	1	25.0%
Title1	0	0	0	n/a	0	n/a
Homeless	0	0	0	n/a	0	n/a
Gifted and Talented	0	2	2	100.0%	2	100.0%

District: 2405 FORT MORGAN RE-3

#3 3078 Fort Morgan High School

Students With Disabilities	1	19	9	47.4%	9	47.4%
Limited English Proficient	0	14	7	50.0%	7	50.0%
Economically Disadvantaged	9	93	57	61.3%	64	68.8%
Migrant	1	15	8	53.3%	8	53.3%
Title1	0	0	0	n/a	0	n/a
Homeless	0	2	0	0.0%	0	0.0%
Gifted and Talented	1	28	28	100.0%	28	100.0%

#3#4 5180 Lincoln High School

Students With Disabilities	1	3	0	0.0%	0	0.0%
Limited English Proficient	0	1	0	0.0%	0	0.0%
Economically Disadvantaged	3	23	6	26.1%	9	39.1%
Migrant	0	2	1	50.0%	1	50.0%
Title1	0	0	0	n/a	0	n/a
Homeless	0	3	1	33.3%	2	66.7%
Gifted and Talented	0	1	1	100.0%	1	100.0%

DISTRICT TOTALS (All Schools)

Students With Disabilities	2	22	9	40.9%	9	40.9%
Limited English Proficient	0	15	7	46.7%	7	46.7%
Economically Disadvantaged	12	116	63	54.3%	73	62.9%
Migrant	1	17	9	52.9%	9	52.9%
Title1	0	0	0	n/a	0	n/a
Homeless	0	5	1	20.0%	2	40.0%
Gifted and Talented	1	29	29	100.0%	29	100.0%

District: 2505 WELDON VALLEY RE-20(J)

#3 9360 Weldon Valley High School

Students With Disabilities	0	1	1	100.0%	1	100.0%
----------------------------	---	---	---	--------	---	--------

Limited English Proficient	0	0	0	n/a	0	n/a
Economically Disadvantaged	0	7	7	100.0%	7	100.0%
Migrant	0	2	2	100.0%	2	100.0%
Title1	0	0	0	n/a	0	n/a
Homeless	0	1	1	100.0%	1	100.0%
Gifted and Talented	0	1	1	100.0%	1	100.0%

DISTRICT TOTALS (All Schools)

Students With Disabilities	0	1	1	100.0%	1	100.0%
Limited English Proficient	0	0	0	n/a	0	n/a
Economically Disadvantaged	0	7	7	100.0%	7	100.0%



06/25/2007
10:00

Page: 89

	GRAD BASE ADJUSTMENTS	FINAL GRAD BASE	GRADUATES	GRADUATION RATE	COMPLETERS TOTAL	COMPLETION RATE
Migrant	0	2	2	100.0%	2	100.0%
Title1	0	0	0	n/a	0	n/a
Homeless	0	1	1	100.0%	1	100.0%
Gifted and Talented	0	1	1	100.0%	1	100.0%
District: 2515 WIGGINS RE-50(J)						
#3	9582 Wiggins Junior-Senior High School					
Students With Disabilities	0	0	0	n/a	0	n/a
Limited English Proficient	0	1	1	100.0%	1	100.0%
Economically Disadvantaged	0	14	13	92.9%	14	100.0%
Migrant	0	1	1	100.0%	1	100.0%
Title1	0	0	0	n/a	0	n/a
Homeless	0	0	0	n/a	0	n/a
Gifted and Talented	0	0	0	n/a	0	n/a
DISTRICT TOTALS (All Schools)						
Students With Disabilities	0	0	0	n/a	0	n/a
Limited English Proficient	0	1	1	100.0%	1	100.0%
Economically Disadvantaged	0	14	13	92.9%	14	100.0%
Migrant	0	1	1	100.0%	1	100.0%
Title1	0	0	0	n/a	0	n/a
Homeless	0	0	0	n/a	0	n/a
Gifted and Talented	0	0	0	n/a	0	n/a
COUNTY : 45 OTERO						
District: 2520 EAST OTERO R-1						
#3	4844 La Junta High School					
Students With Disabilities	1	13	11	84.6%	11	84.6%
Limited English Proficient	0	0	0	n/a	0	n/a
Economically Disadvantaged	3	56	46	82.1%	50	89.3%
Migrant	0	0	0	n/a	0	n/a
Title1	0	0	0	n/a	0	n/a
Homeless	0	0	0	n/a	0	n/a
Gifted and Talented	0	19	19	100.0%	19	100.0%
#3#4	8849 Tiger Learning Center					
Students With Disabilities	3	3	1	33.3%	1	33.3%
Limited English Proficient	0	0	0	n/a	0	n/a
Economically Disadvantaged	4	16	6	37.5%	7	43.8%
Migrant	0	0	0	n/a	0	n/a
Title1	0	1	0	0.0%	1	100.0%

Homeless	0	0	0	n/a	0	n/a
Gifted and Talented	0	0	0	n/a	0	n/a

DISTRICT TOTALS (All Schools)

Students With Disabilities	4	16	12	75.0%	12	75.0%
Limited English Proficient	0	0	0	n/a	0	n/a
Economically Disadvantaged	7	72	52	72.2%	57	79.2%
Migrant	0	0	0	n/a	0	n/a
Title1	0	1	0	0.0%	1	100.0%
Homeless	0	0	0	n/a	0	n/a
Gifted and Talented	0	19	19	100.0%	19	100.0%




06/25/2007
10:00

Page: 90

	GRAD BASE ADJUSTMENTS	FINAL GRAD BASE	GRADUATES	GRADUATION RATE	COMPLETERS TOTAL	COMPLETION RATE
District: 2530 ROCKY FORD R-2						
#3	7442 Rocky Ford High School					
	Students With Disabilities	0	9	6	66.7%	8 88.9%
	Limited English Proficient	0	8	5	62.5%	6 75.0%
	Economically Disadvantaged	4	44	31	70.5%	38 86.4%
	Migrant	0	3	2	66.7%	3 100.0%
	Title1	0	0	0	n/a	0 n/a
	Homeless	0	3	3	100.0%	3 100.0%
	Gifted and Talented	1	4	3	75.0%	4 100.0%

DISTRICT TOTALS (All Schools)

	Students With Disabilities	0	9	6	66.7%	8 88.9%
	Limited English Proficient	0	8	5	62.5%	6 75.0%
	Economically Disadvantaged	4	44	31	70.5%	38 86.4%
	Migrant	0	3	2	66.7%	3 100.0%
	Title1	0	0	0	n/a	0 n/a
	Homeless	0	3	3	100.0%	3 100.0%
	Gifted and Talented	1	4	3	75.0%	4 100.0%



District: 2535 MANZANOLA 3J

#3	5506 Manzanola Junior-Senior High School					
	Students With Disabilities	0	1	1	100.0%	1 100.0%
	Limited English Proficient	0	0	0	n/a	0 n/a
	Economically Disadvantaged	0	10	8	80.0%	9 90.0%
	Migrant	0	1	0	0.0%	0 0.0%
	Title1	0	0	0	n/a	0 n/a
	Homeless	0	0	0	n/a	0 n/a
	Gifted and Talented	0	0	0	n/a	0 n/a

DISTRICT TOTALS (All Schools)

	Students With Disabilities	0	1	1	100.0%	1 100.0%
	Limited English Proficient	0	0	0	n/a	0 n/a
	Economically Disadvantaged	0	10	8	80.0%	9 90.0%
	Migrant	0	1	0	0.0%	0 0.0%
	Title1	0	0	0	n/a	0 n/a
	Homeless	0	0	0	n/a	0 n/a
	Gifted and Talented	0	0	0	n/a	0 n/a

District: 2540 FOWLER R-4J

#3 3134 Fowler High School

Students With Disabilities	0	2	2	100.0%	2	100.0%
Limited English Proficient	0	0	0	n/a	0	n/a
Economically Disadvantaged	1	10	9	90.0%	9	90.0%
Migrant	0	0	0	n/a	0	n/a
Title1	0	0	0	n/a	0	n/a
Homeless	0	0	0	n/a	0	n/a
Gifted and Talented	0	0	0	n/a	0	n/a

DISTRICT TOTALS (All Schools)

Students With Disabilities	0	2	2	100.0%	2	100.0%
----------------------------	---	---	---	--------	---	--------



06/25/2007
10:00

Page: 91

	GRAD BASE ADJUSTMENTS	FINAL GRAD BASE	GRADUATES	GRADUATION RATE	COMPLETERS TOTAL	COMPLETION RATE
Limited English Proficient	0	0	0	n/a	0	n/a
Economically Disadvantaged	1	10	9	90.0%	9	90.0%
Migrant	0	0	0	n/a	0	n/a
Title1	0	0	0	n/a	0	n/a
Homeless	0	0	0	n/a	0	n/a
Gifted and Talented	0	0	0	n/a	0	n/a
District: 2560 CHERAW 31						
#3 1546 Cheraw High School						
Students With Disabilities	0	2	2	100.0%	2	100.0%
Limited English Proficient	0	0	0	n/a	0	n/a
Economically Disadvantaged	0	5	5	100.0%	5	100.0%
Migrant	0	0	0	n/a	0	n/a
Title1	0	0	0	n/a	0	n/a
Homeless	0	0	0	n/a	0	n/a
Gifted and Talented	0	0	0	n/a	0	n/a
DISTRICT TOTALS (All Schools)						
Students With Disabilities	0	2	2	100.0%	2	100.0%
Limited English Proficient	0	0	0	n/a	0	n/a
Economically Disadvantaged	0	5	5	100.0%	5	100.0%
Migrant	0	0	0	n/a	0	n/a
Title1	0	0	0	n/a	0	n/a
Homeless	0	0	0	n/a	0	n/a
Gifted and Talented	0	0	0	n/a	0	n/a
District: 2570 SWINK 33						
#3 8456 Swink Junior-Senior High School						
Students With Disabilities	0	1	1	100.0%	1	100.0%
Limited English Proficient	0	1	1	100.0%	1	100.0%
Economically Disadvantaged	0	7	7	100.0%	7	100.0%
Migrant	0	0	0	n/a	0	n/a
Title1	0	0	0	n/a	0	n/a
Homeless	0	0	0	n/a	0	n/a
Gifted and Talented	0	0	0	n/a	0	n/a
DISTRICT TOTALS (All Schools)						
Students With Disabilities	0	1	1	100.0%	1	100.0%
Limited English Proficient	0	1	1	100.0%	1	100.0%
Economically Disadvantaged	0	7	7	100.0%	7	100.0%
Migrant	0	0	0	n/a	0	n/a
Title1	0	0	0	n/a	0	n/a

Homeless	0	0	0	n/a	0	n/a
Gifted and Talented	0	0	0	n/a	0	n/a

COUNTY : 46 OURAY

District: 2580 OURAY R-1

#3 6600 Ouray Senior High School

Students With Disabilities	0	3	3	100.0%	3	100.0%
Limited English Proficient	0	1	0	0.0%	0	0.0%
Economically Disadvantaged	0	2	2	100.0%	2	100.0%



06/25/2007
10:00

Page: 92

	GRAD BASE ADJUSTMENTS	FINAL GRAD BASE	GRADUATES	GRADUATION RATE	COMPLETERS TOTAL	COMPLETION RATE
Migrant	0	0	0	n/a	0	n/a
Title1	0	0	0	n/a	0	n/a
Homeless	0	0	0	n/a	0	n/a
Gifted and Talented	0	0	0	n/a	0	n/a
DISTRICT TOTALS (All Schools)						
Students With Disabilities	0	3	3	100.0%	3	100.0%
Limited English Proficient	0	1	0	0.0%	0	0.0%
Economically Disadvantaged	0	2	2	100.0%	2	100.0%
Migrant	0	0	0	n/a	0	n/a
Title1	0	0	0	n/a	0	n/a
Homeless	0	0	0	n/a	0	n/a
Gifted and Talented	0	0	0	n/a	0	n/a
District: 2590 RIDGWAY R-2						
#3 7346 Ridgway High School						
Students With Disabilities	0	4	3	75.0%	3	75.0%
Limited English Proficient	0	0	0	n/a	0	n/a
Economically Disadvantaged	0	8	6	75.0%	6	75.0%
Migrant	0	0	0	n/a	0	n/a
Title1	0	0	0	n/a	0	n/a
Homeless	0	0	0	n/a	0	n/a
Gifted and Talented	0	0	0	n/a	0	n/a
DISTRICT TOTALS (All Schools)						
Students With Disabilities	0	4	3	75.0%	3	75.0%
Limited English Proficient	0	0	0	n/a	0	n/a
Economically Disadvantaged	0	8	6	75.0%	6	75.0%
Migrant	0	0	0	n/a	0	n/a
Title1	0	0	0	n/a	0	n/a
Homeless	0	0	0	n/a	0	n/a
Gifted and Talented	0	0	0	n/a	0	n/a
COUNTY : 47 PARK						
District: 2600 PLATTE CANYON 1						
#3 7046 Platte Canyon High School						
Students With Disabilities	1	17	10	58.8%	10	58.8%
Limited English Proficient	0	0	0	n/a	0	n/a
Economically Disadvantaged	0	32	26	81.3%	27	84.4%
Migrant	0	0	0	n/a	0	n/a
Title1	0	0	0	n/a	0	n/a

Homeless	0	0	0	n/a	0	n/a
Gifted and Talented	0	4	4	100.0%	4	100.0%

DISTRICT TOTALS (All Schools)

Students With Disabilities	1	17	10	58.8%	10	58.8%
Limited English Proficient	0	0	0	n/a	0	n/a
Economically Disadvantaged	0	32	26	81.3%	27	84.4%
Migrant	0	0	0	n/a	0	n/a
Title1	0	0	0	n/a	0	n/a
Homeless	0	0	0	n/a	0	n/a
Gifted and Talented	0	4	4	100.0%	4	100.0%



06/25/2007
10:00

Page: 93

	GRAD BASE ADJUSTMENTS	FINAL GRAD BASE	GRADUATES	GRADUATION RATE	COMPLETERS TOTAL	COMPLETION RATE	
District: 2610 PARK COUNTY RE-2							
#3	8118 South Park High School						
	Students With Disabilities	0	2	2	100.0%	2	100.0%
	Limited English Proficient	1	0	0	n/a	0	n/a
	Economically Disadvantaged	1	6	5	83.3%	6	100.0%
	Migrant	0	0	0	n/a	0	n/a
	Title1	0	0	0	n/a	0	n/a
	Homeless	0	0	0	n/a	0	n/a
	Gifted and Talented	0	0	0	n/a	0	n/a

DISTRICT TOTALS (All Schools)

	Students With Disabilities	0	2	2	100.0%	2	100.0%
	Limited English Proficient	1	0	0	n/a	0	n/a
	Economically Disadvantaged	1	6	5	83.3%	6	100.0%
	Migrant	0	0	0	n/a	0	n/a
	Title1	0	0	0	n/a	0	n/a
	Homeless	0	0	0	n/a	0	n/a
	Gifted and Talented	0	0	0	n/a	0	n/a

COUNTY : 48 PHILLIPS

District: 2620 HOLYOKE RE-1J

#3	4080 Holyoke Junior-Senior High School						
	Students With Disabilities	1	4	4	100.0%	4	100.0%
	Limited English Proficient	0	3	2	66.7%	2	66.7%
	Economically Disadvantaged	1	13	11	84.6%	11	84.6%
	Migrant	0	0	0	n/a	0	n/a
	Title1	0	0	0	n/a	0	n/a
	Homeless	0	0	0	n/a	0	n/a
	Gifted and Talented	0	5	5	100.0%	5	100.0%

DISTRICT TOTALS (All Schools)

	Students With Disabilities	1	4	4	100.0%	4	100.0%
	Limited English Proficient	0	3	2	66.7%	2	66.7%
	Economically Disadvantaged	1	13	11	84.6%	11	84.6%
	Migrant	0	0	0	n/a	0	n/a
	Title1	0	0	0	n/a	0	n/a
	Homeless	0	0	0	n/a	0	n/a
	Gifted and Talented	0	5	5	100.0%	5	100.0%

District: 2630 HAXTUN RE-2J

#3 3850 Haxtun High School

Students With Disabilities	0	1	0	0.0%	0	0.0%
Limited English Proficient	0	0	0	n/a	0	n/a
Economically Disadvantaged	0	4	4	100.0%	4	100.0%
Migrant	0	0	0	n/a	0	n/a
Title1	0	0	0	n/a	0	n/a
Homeless	0	0	0	n/a	0	n/a
Gifted and Talented	0	0	0	n/a	0	n/a


DISTRICT TOTALS (All Schools)



06/25/2007
10:00

Page: 94

	GRAD BASE ADJUSTMENTS	FINAL GRAD BASE	GRADUATES	GRADUATION RATE	COMPLETERS TOTAL	COMPLETION RATE
Students With Disabilities	0	1	0	0.0%	0	0.0%
Limited English Proficient	0	0	0	n/a	0	n/a
Economically Disadvantaged	0	4	4	100.0%	4	100.0%
Migrant	0	0	0	n/a	0	n/a
Title1	0	0	0	n/a	0	n/a
Homeless	0	0	0	n/a	0	n/a
Gifted and Talented	0	0	0	n/a	0	n/a
COUNTY : 49 PITKIN						
District: 2640 ASPEN 1						
#3	0432 Aspen High School					
Students With Disabilities	0	5	5	100.0%	5	100.0%
Limited English Proficient	1	5	2	40.0%	2	40.0%
Economically Disadvantaged	0	3	2	66.7%	2	66.7%
Migrant	0	0	0	n/a	0	n/a
Title1	0	0	0	n/a	0	n/a
Homeless	0	0	0	n/a	0	n/a
Gifted and Talented	0	0	0	n/a	0	n/a
DISTRICT TOTALS (All Schools)						
Students With Disabilities	0	5	5	100.0%	5	100.0%
Limited English Proficient	1	5	2	40.0%	2	40.0%
Economically Disadvantaged	0	3	2	66.7%	2	66.7%
Migrant	0	0	0	n/a	0	n/a
Title1	0	0	0	n/a	0	n/a
Homeless	0	0	0	n/a	0	n/a
Gifted and Talented	0	0	0	n/a	0	n/a
COUNTY : 50 PROWERS						
District: 2650 GRANADA RE-1						
#3	3546 Granada Undivided High School					
Students With Disabilities	0	1	0	0.0%	0	0.0%
Limited English Proficient	0	2	2	100.0%	2	100.0%
Economically Disadvantaged	1	14	12	85.7%	12	85.7%
Migrant	0	1	1	100.0%	1	100.0%
Title1	0	0	0	n/a	0	n/a
Homeless	0	0	0	n/a	0	n/a
Gifted and Talented	0	4	4	100.0%	4	100.0%
DISTRICT TOTALS (All Schools)						



Students With Disabilities	0	1	0	0.0%	0	0.0%
Limited English Proficient	0	2	2	100.0%	2	100.0%
Economically Disadvantaged	1	14	12	85.7%	12	85.7%
Migrant	0	1	1	100.0%	1	100.0%
Title1	0	0	0	n/a	0	n/a
Homeless	0	0	0	n/a	0	n/a
Gifted and Talented	0	4	4	100.0%	4	100.0%

District: 2660 LAMAR RE-2

#3 4960 Lamar High School



06/25/2007
10:00

Page: 95

	GRAD BASE ADJUSTMENTS	FINAL GRAD BASE	GRADUATES	GRADUATION RATE	COMPLETERS TOTAL	COMPLETION RATE
Students With Disabilities	2	10	6	60.0%	6	60.0%
Limited English Proficient	2	15	5	33.3%	5	33.3%
Economically Disadvantaged	5	67	40	59.7%	47	70.1%
Migrant	0	3	3	100.0%	3	100.0%
Title1	0	0	0	n/a	0	n/a
Homeless	0	4	1	25.0%	2	50.0%
Gifted and Talented	0	37	34	91.9%	36	97.3%
#3#4#5* 7185 Project Acquire						
Students With Disabilities	2	3	0	n/a	0	n/a
Limited English Proficient	0	0	0	n/a	0	n/a
Economically Disadvantaged	3	10	0	n/a	1	n/a
Migrant	0	0	0	n/a	0	n/a
Title1	0	0	0	n/a	0	n/a
Homeless	0	0	0	n/a	0	n/a
Gifted and Talented	0	0	0	n/a	0	n/a
DISTRICT TOTALS (All Schools)						
Students With Disabilities	4	13	6	46.2%	6	46.2%
Limited English Proficient	2	15	5	33.3%	5	33.3%
Economically Disadvantaged	8	77	40	51.9%	48	62.3%
Migrant	0	3	3	100.0%	3	100.0%
Title1	0	0	0	n/a	0	n/a
Homeless	0	4	1	25.0%	2	50.0%
Gifted and Talented	0	37	34	91.9%	36	97.3%
District: 2670 HOLLY RE-3						
#3 4058 Holly Junior-Senior High School						
Students With Disabilities	0	3	3	100.0%	3	100.0%
Limited English Proficient	0	1	1	100.0%	1	100.0%
Economically Disadvantaged	0	13	9	69.2%	9	69.2%
Migrant	0	0	0	n/a	0	n/a
Title1	0	0	0	n/a	0	n/a
Homeless	0	0	0	n/a	0	n/a
Gifted and Talented	0	9	9	100.0%	9	100.0%
DISTRICT TOTALS (All Schools)						
Students With Disabilities	0	3	3	100.0%	3	100.0%
Limited English Proficient	0	1	1	100.0%	1	100.0%
Economically Disadvantaged	0	13	9	69.2%	9	69.2%
Migrant	0	0	0	n/a	0	n/a
Title1	0	0	0	n/a	0	n/a

Homeless	0	0	0	n/a	0	n/a
Gifted and Talented	0	9	9	100.0%	9	100.0%

District: 2680 WILEY RE-13 JT

#3 9608 Wiley Junior-Senior High School


Students With Disabilities	0	2	2	100.0%	2	100.0%
Limited English Proficient	0	0	0	n/a	0	n/a
Economically Disadvantaged	0	12	12	100.0%	12	100.0%
Migrant	0	0	0	n/a	0	n/a
Title1	0	0	0	n/a	0	n/a



06/25/2007
10:00

Page: 96

	GRAD BASE ADJUSTMENTS	FINAL GRAD BASE	GRADUATES	GRADUATION RATE	COMPLETERS TOTAL	COMPLETION RATE
Homeless	0	0	0	n/a	0	n/a
Gifted and Talented	0	9	9	100.0%	9	100.0%
DISTRICT TOTALS (All Schools)						
Students With Disabilities	0	2	2	100.0%	2	100.0%
Limited English Proficient	0	0	0	n/a	0	n/a
Economically Disadvantaged	0	12	12	100.0%	12	100.0%
Migrant	0	0	0	n/a	0	n/a
Title1	0	0	0	n/a	0	n/a
Homeless	0	0	0	n/a	0	n/a
Gifted and Talented	0	9	9	100.0%	9	100.0%
COUNTY : 51 PUEBLO						
District: 2690 PUEBLO CITY 60						
#3 #5* 0023 E & E Program						
Students With Disabilities	0	0	0	n/a	0	n/a
Limited English Proficient	0	0	0	n/a	0	n/a
Economically Disadvantaged	0	0	0	n/a	0	n/a
Migrant	0	0	0	n/a	0	n/a
Title1	0	0	0	n/a	0	n/a
Homeless	0	0	0	n/a	0	n/a
Gifted and Talented	0	0	0	n/a	0	n/a
#3 1402 Centennial High School						
Students With Disabilities	0	17	11	64.7%	12	70.6%
Limited English Proficient	2	11	10	90.9%	10	90.9%
Economically Disadvantaged	12	126	99	78.6%	107	84.9%
Migrant	0	1	1	100.0%	1	100.0%
Title1	5	8	2	25.0%	4	50.0%
Homeless	0	3	3	100.0%	3	100.0%
Gifted and Talented	0	16	16	100.0%	16	100.0%
#3 1454 Central High School						
Students With Disabilities	3	19	14	73.7%	14	73.7%
Limited English Proficient	0	14	8	57.1%	9	64.3%
Economically Disadvantaged	13	158	122	77.2%	127	80.4%
Migrant	0	0	0	n/a	0	n/a
Title1	3	15	4	26.7%	5	33.3%
Homeless	3	27	18	66.7%	20	74.1%
Gifted and Talented	0	0	0	n/a	0	n/a
#2 1872 Community Transition House						



Students With Disabilities	0	32	31	96.9%	31	96.9%
Limited English Proficient	0	1	1	100.0%	1	100.0%
Economically Disadvantaged	0	14	14	100.0%	14	100.0%
Migrant	0	0	0	n/a	0	n/a
Title1	0	0	0	n/a	0	n/a
Homeless	0	0	0	n/a	0	n/a
Gifted and Talented	0	0	0	n/a	0	n/a

#1 2217 Dolores Huerta Preparatory High School

Students With Disabilities	0	0	0	n/a	0	n/a
----------------------------	---	---	---	-----	---	-----



06/25/2007
10:00

Page: 97

		GRAD BASE ADJUSTMENTS	FINAL GRAD BASE	GRADUATES	GRADUATION RATE	COMPLETERS TOTAL	COMPLETION RATE
	Limited English Proficient	0	1	1	100.0%	1	100.0%
	Economically Disadvantaged	0	2	2	100.0%	2	100.0%
	Migrant	0	0	0	n/a	0	n/a
	Title1	0	0	0	n/a	0	n/a
	Homeless	0	0	0	n/a	0	n/a
	Gifted and Talented	0	0	0	n/a	0	n/a
#3	2394 East High School						
	Students With Disabilities	1	12	8	66.7%	8	66.7%
	Limited English Proficient	2	11	9	81.8%	9	81.8%
	Economically Disadvantaged	11	112	87	77.7%	94	83.9%
	Migrant	0	1	0	0.0%	0	0.0%
	Title1	4	12	1	8.3%	3	25.0%
	Homeless	0	13	12	92.3%	12	92.3%
	Gifted and Talented	0	2	2	100.0%	2	100.0%
#3	* 7209 Pueblo Charter School For The Arts & Sciences						
	Students With Disabilities	0	0	0	n/a	0	n/a
	Limited English Proficient	0	0	0	n/a	0	n/a
	Economically Disadvantaged	0	0	0	n/a	0	n/a
	Migrant	0	0	0	n/a	0	n/a
	Title1	0	0	0	n/a	0	n/a
	Homeless	0	0	0	n/a	0	n/a
	Gifted and Talented	0	0	0	n/a	0	n/a
#3#4	7748 Keating Continuing Education						
	Students With Disabilities	1	10	0	0.0%	3	30.0%
	Limited English Proficient	2	6	0	0.0%	1	16.7%
	Economically Disadvantaged	14	80	0	0.0%	42	52.5%
	Migrant	0	0	0	n/a	0	n/a
	Title1	6	16	0	0.0%	8	50.0%
	Homeless	1	1	0	0.0%	1	100.0%
	Gifted and Talented	0	0	0	n/a	0	n/a
#3	8082 South High School						
	Students With Disabilities	1	14	9	64.3%	9	64.3%
	Limited English Proficient	1	6	4	66.7%	4	66.7%
	Economically Disadvantaged	6	90	71	78.9%	76	84.4%
	Migrant	0	0	0	n/a	0	n/a
	Title1	0	11	2	18.2%	3	27.3%
	Homeless	0	4	3	75.0%	4	100.0%
	Gifted and Talented	0	9	9	100.0%	9	100.0%
#3#4	9785 Youth & Family Academy Charter						

Students With Disabilities	3	6	2	33.3%	3	50.0%
Limited English Proficient	1	3	0	0.0%	1	33.3%
Economically Disadvantaged	10	44	7	15.9%	23	52.3%
Migrant	0	0	0	n/a	0	n/a
Title1	4	30	6	20.0%	22	73.3%
Homeless	1	2	1	50.0%	1	50.0%
Gifted and Talented	0	0	0	n/a	0	n/a

DISTRICT TOTALS (All Schools)

Students With Disabilities	9	110	75	68.2%	80	72.7%
----------------------------	---	-----	----	-------	----	-------



06/25/2007
10:00

Page: 98

	GRAD BASE ADJUSTMENTS	FINAL GRAD BASE	GRADUATES	GRADUATION RATE	COMPLETERS TOTAL	COMPLETION RATE
Limited English Proficient	8	53	33	62.3%	36	67.9%
Economically Disadvantaged	66	626	402	64.2%	485	77.5%
Migrant	0	2	1	50.0%	1	50.0%
Title1	22	92	15	16.3%	45	48.9%
Homeless	5	50	37	74.0%	41	82.0%
Gifted and Talented	0	27	27	100.0%	27	100.0%
District: 2700 PUEBLO COUNTY RURAL 70						
#3#4	3279 Futures Academy					
Students With Disabilities	2	1	0	0.0%	0	0.0%
Limited English Proficient	1	1	0	0.0%	0	0.0%
Economically Disadvantaged	3	3	0	0.0%	0	0.0%
Migrant	0	0	0	n/a	0	n/a
Title1	0	1	0	0.0%	0	0.0%
Homeless	0	0	0	n/a	0	n/a
Gifted and Talented	0	0	0	n/a	0	n/a
#3	7208 Pueblo County High School					
Students With Disabilities	1	23	17	73.9%	19	82.6%
Limited English Proficient	0	5	4	80.0%	4	80.0%
Economically Disadvantaged	4	83	67	80.7%	73	88.0%
Migrant	0	2	1	50.0%	1	50.0%
Title1	0	0	0	n/a	0	n/a
Homeless	0	0	0	n/a	0	n/a
Gifted and Talented	0	20	20	100.0%	20	100.0%
#3	7211 Pueblo Technical Academy					
Students With Disabilities	0	1	0	0.0%	1	100.0%
Limited English Proficient	0	0	0	n/a	0	n/a
Economically Disadvantaged	0	2	1	50.0%	2	100.0%
Migrant	0	0	0	n/a	0	n/a
Title1	0	0	0	n/a	0	n/a
Homeless	0	0	0	n/a	0	n/a
Gifted and Talented	0	0	0	n/a	0	n/a
#3	7214 Pueblo West High School					
Students With Disabilities	2	26	17	65.4%	20	76.9%
Limited English Proficient	0	1	1	100.0%	1	100.0%
Economically Disadvantaged	3	59	40	67.8%	53	89.8%
Migrant	0	0	0	n/a	0	n/a
Title1	0	0	0	n/a	0	n/a
Homeless	0	0	0	n/a	0	n/a
Gifted and Talented	0	30	30	100.0%	30	100.0%

#3 7534 Rye High School

Students With Disabilities	0	5	4	80.0%	4	80.0%
Limited English Proficient	0	0	0	n/a	0	n/a
Economically Disadvantaged	0	13	11	84.6%	11	84.6%
Migrant	0	0	0	n/a	0	n/a
Title1	0	0	0	n/a	0	n/a
Homeless	0	0	0	n/a	0	n/a
Gifted and Talented	0	14	14	100.0%	14	100.0%

DISTRICT TOTALS (All Schools)



06/25/2007
10:00

Page: 99

	GRAD BASE ADJUSTMENTS	FINAL GRAD BASE	GRADUATES	GRADUATION RATE	COMPLETERS TOTAL	COMPLETION RATE
Students With Disabilities	5	56	38	67.9%	44	78.6%
Limited English Proficient	1	7	5	71.4%	5	71.4%
Economically Disadvantaged	10	160	119	74.4%	139	86.9%
Migrant	0	2	1	50.0%	1	50.0%
Title1	0	1	0	0.0%	0	0.0%
Homeless	0	0	0	n/a	0	n/a
Gifted and Talented	0	64	64	100.0%	64	100.0%

COUNTY : 52 RIO BLANCO

District: 2710 MEEKER RE1

#3 5762 Meeker High School

Students With Disabilities	0	11	9	81.8%	9	81.8%
Limited English Proficient	0	0	0	n/a	0	n/a
Economically Disadvantaged	1	11	8	72.7%	8	72.7%
Migrant	0	0	0	n/a	0	n/a
Title1	0	0	0	n/a	0	n/a
Homeless	0	0	0	n/a	0	n/a
Gifted and Talented	0	13	13	100.0%	13	100.0%

DISTRICT TOTALS (All Schools)

Students With Disabilities	0	11	9	81.8%	9	81.8%
Limited English Proficient	0	0	0	n/a	0	n/a
Economically Disadvantaged	1	11	8	72.7%	8	72.7%
Migrant	0	0	0	n/a	0	n/a
Title1	0	0	0	n/a	0	n/a
Homeless	0	0	0	n/a	0	n/a
Gifted and Talented	0	13	13	100.0%	13	100.0%

District: 2720 RANGELY RE-4

#3 7276 Rangely High School

Students With Disabilities	0	9	6	66.7%	6	66.7%
Limited English Proficient	0	0	0	n/a	0	n/a
Economically Disadvantaged	1	12	9	75.0%	10	83.3%
Migrant	0	0	0	n/a	0	n/a
Title1	0	0	0	n/a	0	n/a
Homeless	0	0	0	n/a	0	n/a
Gifted and Talented	0	0	0	n/a	0	n/a

DISTRICT TOTALS (All Schools)

Students With Disabilities	0	9	6	66.7%	6	66.7%
----------------------------	---	---	---	-------	---	-------

Limited English Proficient	0	0	0	n/a	0	n/a
Economically Disadvantaged	1	12	9	75.0%	10	83.3%
Migrant	0	0	0	n/a	0	n/a
Title1	0	0	0	n/a	0	n/a
Homeless	0	0	0	n/a	0	n/a
Gifted and Talented	0	0	0	n/a	0	n/a

COUNTY : 53 RIO GRANDE

District: 2730 DEL NORTE C-7

#3 2150 Del Norte High School



06/25/2007
10:00

Page: 100

	GRAD BASE ADJUSTMENTS	FINAL GRAD BASE	GRADUATES	GRADUATION RATE	COMPLETERS TOTAL	COMPLETION RATE
Students With Disabilities	0	1	0	0.0%	0	0.0%
Limited English Proficient	0	0	0	n/a	0	n/a
Economically Disadvantaged	0	28	25	89.3%	26	92.9%
Migrant	0	0	0	n/a	0	n/a
Title1	0	41	39	95.1%	40	97.6%
Homeless	0	0	0	n/a	0	n/a
Gifted and Talented	0	3	3	100.0%	3	100.0%
DISTRICT TOTALS (All Schools)						
Students With Disabilities	0	1	0	0.0%	0	0.0%
Limited English Proficient	0	0	0	n/a	0	n/a
Economically Disadvantaged	0	28	25	89.3%	26	92.9%
Migrant	0	0	0	n/a	0	n/a
Title1	0	41	39	95.1%	40	97.6%
Homeless	0	0	0	n/a	0	n/a
Gifted and Talented	0	3	3	100.0%	3	100.0%
District: 2740 MONTE VISTA C-8						
#3#4 6030 Byron Syring Delta Center						
Students With Disabilities	0	4	2	50.0%	4	100.0%
Limited English Proficient	0	2	1	50.0%	2	100.0%
Economically Disadvantaged	0	25	9	36.0%	21	84.0%
Migrant	0	1	0	0.0%	1	100.0%
Title1	0	0	0	n/a	0	n/a
Homeless	0	0	0	n/a	0	n/a
Gifted and Talented	0	0	0	n/a	0	n/a
#3 6046 Monte Vista Senior High School						
Students With Disabilities	0	7	6	85.7%	6	85.7%
Limited English Proficient	0	1	1	100.0%	1	100.0%
Economically Disadvantaged	3	19	18	94.7%	18	94.7%
Migrant	0	1	1	100.0%	1	100.0%
Title1	0	0	0	n/a	0	n/a
Homeless	0	0	0	n/a	0	n/a
Gifted and Talented	0	12	12	100.0%	12	100.0%
#3#4 6520 Monte Vista On-Line Academy						
Students With Disabilities	0	2	2	100.0%	2	100.0%
Limited English Proficient	0	0	0	n/a	0	n/a
Economically Disadvantaged	0	5	4	80.0%	4	80.0%
Migrant	0	0	0	n/a	0	n/a
Title1	0	0	0	n/a	0	n/a

Homeless	0	0	0	n/a	0	n/a
Gifted and Talented	0	0	0	n/a	0	n/a

DISTRICT TOTALS (All Schools)


Students With Disabilities	0	13	10	76.9%	12	92.3%
Limited English Proficient	0	3	2	66.7%	3	100.0%
Economically Disadvantaged	3	49	31	63.3%	43	87.8%
Migrant	0	2	1	50.0%	2	100.0%
Title1	0	0	0	n/a	0	n/a
Homeless	0	0	0	n/a	0	n/a
Gifted and Talented	0	12	12	100.0%	12	100.0%



06/25/2007
10:00

Page: 101

	GRAD BASE ADJUSTMENTS	FINAL GRAD BASE	GRADUATES	GRADUATION RATE	COMPLETERS TOTAL	COMPLETION RATE
District: 2750 SARGENT RE-33J						
#3	7664 Sargent Junior-Senior High School					
	Students With Disabilities	0	4	4	100.0%	4 100.0%
	Limited English Proficient	0	0	0	n/a	0 n/a
	Economically Disadvantaged	1	17	17	100.0%	17 100.0%
	Migrant	0	0	0	n/a	0 n/a
	Title1	0	0	0	n/a	0 n/a
	Homeless	0	0	0	n/a	0 n/a
	Gifted and Talented	0	0	0	n/a	0 n/a
DISTRICT TOTALS (All Schools)						
	Students With Disabilities	0	4	4	100.0%	4 100.0%
	Limited English Proficient	0	0	0	n/a	0 n/a
	Economically Disadvantaged	1	17	17	100.0%	17 100.0%
	Migrant	0	0	0	n/a	0 n/a
	Title1	0	0	0	n/a	0 n/a
	Homeless	0	0	0	n/a	0 n/a
	Gifted and Talented	0	0	0	n/a	0 n/a
COUNTY : 54 ROUTT						
District: 2760 HAYDEN RE-1						
#3	3862 Hayden High School					
	Students With Disabilities	1	6	6	100.0%	6 100.0%
	Limited English Proficient	0	0	0	n/a	0 n/a
	Economically Disadvantaged	0	2	2	100.0%	2 100.0%
	Migrant	0	0	0	n/a	0 n/a
	Title1	0	0	0	n/a	0 n/a
	Homeless	0	0	0	n/a	0 n/a
	Gifted and Talented	0	0	0	n/a	0 n/a
DISTRICT TOTALS (All Schools)						
	Students With Disabilities	1	6	6	100.0%	6 100.0%
	Limited English Proficient	0	0	0	n/a	0 n/a
	Economically Disadvantaged	0	2	2	100.0%	2 100.0%
	Migrant	0	0	0	n/a	0 n/a
	Title1	0	0	0	n/a	0 n/a
	Homeless	0	0	0	n/a	0 n/a
	Gifted and Talented	0	0	0	n/a	0 n/a
District: 2770 STEAMBOAT SPRINGS RE-2						



#3 8212 Steamboat Springs High School

Students With Disabilities	3	30	27	90.0%	29	96.7%
Limited English Proficient	0	1	1	100.0%	1	100.0%
Economically Disadvantaged	0	6	3	50.0%	4	66.7%
Migrant	0	0	0	n/a	0	n/a
Title1	0	0	0	n/a	0	n/a
Homeless	0	0	0	n/a	0	n/a
Gifted and Talented	0	0	0	n/a	0	n/a

DISTRICT TOTALS (All Schools)



06/25/2007
10:00

Page: 102

	GRAD BASE ADJUSTMENTS	FINAL GRAD BASE	GRADUATES	GRADUATION RATE	COMPLETERS TOTAL	COMPLETION RATE
Students With Disabilities	3	30	27	90.0%	29	96.7%
Limited English Proficient	0	1	1	100.0%	1	100.0%
Economically Disadvantaged	0	6	3	50.0%	4	66.7%
Migrant	0	0	0	n/a	0	n/a
Title1	0	0	0	n/a	0	n/a
Homeless	0	0	0	n/a	0	n/a
Gifted and Talented	0	0	0	n/a	0	n/a

District: 2780 SOUTH ROUTT RE 3

#3#4 7511 Routt County Alternative School

Students With Disabilities	0	0	0	n/a	0	n/a
Limited English Proficient	0	0	0	n/a	0	n/a
Economically Disadvantaged	1	2	1	50.0%	2	100.0%
Migrant	0	0	0	n/a	0	n/a
Title1	0	0	0	n/a	0	n/a
Homeless	0	0	0	n/a	0	n/a
Gifted and Talented	0	0	0	n/a	0	n/a

#3 8050 Soroco High School

Students With Disabilities	0	2	1	50.0%	1	50.0%
Limited English Proficient	0	1	1	100.0%	1	100.0%
Economically Disadvantaged	0	4	4	100.0%	4	100.0%
Migrant	0	0	0	n/a	0	n/a
Title1	0	0	0	n/a	0	n/a
Homeless	0	0	0	n/a	0	n/a
Gifted and Talented	0	0	0	n/a	0	n/a

DISTRICT TOTALS (All Schools)

Students With Disabilities	0	2	1	50.0%	1	50.0%
Limited English Proficient	0	1	1	100.0%	1	100.0%
Economically Disadvantaged	1	6	5	83.3%	6	100.0%
Migrant	0	0	0	n/a	0	n/a
Title1	0	0	0	n/a	0	n/a
Homeless	0	0	0	n/a	0	n/a
Gifted and Talented	0	0	0	n/a	0	n/a

COUNTY : 55 SAGUACHE

District: 2790 MOUNTAIN VALLEY RE 1

#3 6146 Mountain Valley Senior High School

Students With Disabilities	0	1	1	100.0%	1	100.0%
----------------------------	---	---	---	--------	---	--------

Limited English Proficient	0	0	0	n/a	0	n/a
Economically Disadvantaged	1	11	10	90.9%	11	100.0%
Migrant	0	0	0	n/a	0	n/a
Title1	0	0	0	n/a	0	n/a
Homeless	0	3	3	100.0%	3	100.0%
Gifted and Talented	0	0	0	n/a	0	n/a


DISTRICT TOTALS (All Schools)

Students With Disabilities	0	1	1	100.0%	1	100.0%
Limited English Proficient	0	0	0	n/a	0	n/a
Economically Disadvantaged	1	11	10	90.9%	11	100.0%



06/25/2007
10:00

		GRAD BASE ADJUSTMENTS	FINAL GRAD BASE	GRADUATES	GRADUATION RATE	COMPLETERS TOTAL	COMPLETION RATE
	Migrant	0	0	0	n/a	0	n/a
	Title1	0	0	0	n/a	0	n/a
	Homeless	0	3	3	100.0%	3	100.0%
	Gifted and Talented	0	0	0	n/a	0	n/a
District: 2800 MOFFAT 2							
#3	2018 Crestone Charter School						
	Students With Disabilities	0	0	0	n/a	0	n/a
	Limited English Proficient	0	0	0	n/a	0	n/a
	Economically Disadvantaged	0	1	1	100.0%	1	100.0%
	Migrant	0	0	0	n/a	0	n/a
	Title1	0	0	0	n/a	0	n/a
	Homeless	0	0	0	n/a	0	n/a
	Gifted and Talented	0	0	0	n/a	0	n/a
#3	5958 Moffat Senior High School						
	Students With Disabilities	0	1	1	100.0%	1	100.0%
	Limited English Proficient	0	0	0	n/a	0	n/a
	Economically Disadvantaged	0	3	3	100.0%	3	100.0%
	Migrant	0	0	0	n/a	0	n/a
	Title1	0	1	1	100.0%	1	100.0%
	Homeless	0	0	0	n/a	0	n/a
	Gifted and Talented	0	2	2	100.0%	2	100.0%
DISTRICT TOTALS (All Schools)							
	Students With Disabilities	0	1	1	100.0%	1	100.0%
	Limited English Proficient	0	0	0	n/a	0	n/a
	Economically Disadvantaged	0	4	4	100.0%	4	100.0%
	Migrant	0	0	0	n/a	0	n/a
	Title1	0	1	1	100.0%	1	100.0%
	Homeless	0	0	0	n/a	0	n/a
	Gifted and Talented	0	2	2	100.0%	2	100.0%
District: 2810 CENTER 26 JT							
#3#4	0051 The Academic Recovery Center Of San Luis Valley						
	Students With Disabilities	0	0	0	n/a	0	n/a
	Limited English Proficient	0	3	2	66.7%	2	66.7%
	Economically Disadvantaged	0	5	3	60.0%	3	60.0%
	Migrant	0	2	1	50.0%	1	50.0%
	Title1	0	0	0	n/a	0	n/a
	Homeless	0	0	0	n/a	0	n/a
	Gifted and Talented	0	0	0	n/a	0	n/a



#3 1420 Center High School

Students With Disabilities	2	1	0	0.0%	0	0.0%
Limited English Proficient	0	10	7	70.0%	7	70.0%
Economically Disadvantaged	2	30	25	83.3%	25	83.3%
Migrant	0	8	5	62.5%	5	62.5%
Title1	0	0	0	n/a	0	n/a
Homeless	0	0	0	n/a	0	n/a
Gifted and Talented	0	6	6	100.0%	6	100.0%


DISTRICT TOTALS (All Schools)



06/25/2007
10:00

Page: 104

	GRAD BASE ADJUSTMENTS	FINAL GRAD BASE	GRADUATES	GRADUATION RATE	COMPLETERS TOTAL	COMPLETION RATE
Students With Disabilities	2	1	0	0.0%	0	0.0%
Limited English Proficient	0	13	9	69.2%	9	69.2%
Economically Disadvantaged	2	35	28	80.0%	28	80.0%
Migrant	0	10	6	60.0%	6	60.0%
Title1	0	0	0	n/a	0	n/a
Homeless	0	0	0	n/a	0	n/a
Gifted and Talented	0	6	6	100.0%	6	100.0%
COUNTY : 56 SAN JUAN						
District: 2820 SILVERTON 1						
#3 7904 Silverton High School						
Students With Disabilities	0	1	1	100.0%	1	100.0%
Limited English Proficient	0	0	0	n/a	0	n/a
Economically Disadvantaged	0	3	3	100.0%	3	100.0%
Migrant	0	0	0	n/a	0	n/a
Title1	0	1	1	100.0%	1	100.0%
Homeless	0	0	0	n/a	0	n/a
Gifted and Talented	0	3	3	100.0%	3	100.0%
DISTRICT TOTALS (All Schools)						
Students With Disabilities	0	1	1	100.0%	1	100.0%
Limited English Proficient	0	0	0	n/a	0	n/a
Economically Disadvantaged	0	3	3	100.0%	3	100.0%
Migrant	0	0	0	n/a	0	n/a
Title1	0	1	1	100.0%	1	100.0%
Homeless	0	0	0	n/a	0	n/a
Gifted and Talented	0	3	3	100.0%	3	100.0%
COUNTY : 57 SAN MIGUEL						
District: 2830 TELLURIDE R-1						
#3 8794 Telluride High School						
Students With Disabilities	0	3	3	100.0%	3	100.0%
Limited English Proficient	0	3	3	100.0%	3	100.0%
Economically Disadvantaged	0	6	6	100.0%	6	100.0%
Migrant	0	0	0	n/a	0	n/a
Title1	0	0	0	n/a	0	n/a
Homeless	0	2	2	100.0%	2	100.0%
Gifted and Talented	0	5	5	100.0%	5	100.0%
DISTRICT TOTALS (All Schools)						



Students With Disabilities	0	3	3	100.0%	3	100.0%
Limited English Proficient	0	3	3	100.0%	3	100.0%
Economically Disadvantaged	0	6	6	100.0%	6	100.0%
Migrant	0	0	0	n/a	0	n/a
Title1	0	0	0	n/a	0	n/a
Homeless	0	2	2	100.0%	2	100.0%
Gifted and Talented	0	5	5	100.0%	5	100.0%

District: 2840 NORWOOD R-2J

#3 6422 Norwood High School



06/25/2007
10:00

Page: 105

	GRAD BASE ADJUSTMENTS	FINAL GRAD BASE	GRADUATES	GRADUATION RATE	COMPLETERS TOTAL	COMPLETION RATE
Students With Disabilities	1	2	1	50.0%	1	50.0%
Limited English Proficient	0	0	0	n/a	0	n/a
Economically Disadvantaged	1	5	5	100.0%	5	100.0%
Migrant	0	0	0	n/a	0	n/a
Title1	0	0	0	n/a	0	n/a
Homeless	0	0	0	n/a	0	n/a
Gifted and Talented	0	2	2	100.0%	2	100.0%
DISTRICT TOTALS (All Schools)						
Students With Disabilities	1	2	1	50.0%	1	50.0%
Limited English Proficient	0	0	0	n/a	0	n/a
Economically Disadvantaged	1	5	5	100.0%	5	100.0%
Migrant	0	0	0	n/a	0	n/a
Title1	0	0	0	n/a	0	n/a
Homeless	0	0	0	n/a	0	n/a
Gifted and Talented	0	2	2	100.0%	2	100.0%
COUNTY : 58 SEDGWICK						
District: 2862 JULESBURG RE-1						
#3	4492 Julesburg High School					
Students With Disabilities	0	2	2	100.0%	2	100.0%
Limited English Proficient	0	0	0	n/a	0	n/a
Economically Disadvantaged	0	9	9	100.0%	9	100.0%
Migrant	0	0	0	n/a	0	n/a
Title1	0	0	0	n/a	0	n/a
Homeless	0	0	0	n/a	0	n/a
Gifted and Talented	0	0	0	n/a	0	n/a
DISTRICT TOTALS (All Schools)						
Students With Disabilities	0	2	2	100.0%	2	100.0%
Limited English Proficient	0	0	0	n/a	0	n/a
Economically Disadvantaged	0	9	9	100.0%	9	100.0%
Migrant	0	0	0	n/a	0	n/a
Title1	0	0	0	n/a	0	n/a
Homeless	0	0	0	n/a	0	n/a
Gifted and Talented	0	0	0	n/a	0	n/a
District: 2865 PLATTE VALLEY RE-3						
#3	7322 Revere Junior-Senior High School					
Students With Disabilities	0	1	0	0.0%	0	0.0%

Limited English Proficient	0	0	0	n/a	0	n/a
Economically Disadvantaged	0	7	6	85.7%	6	85.7%
Migrant	0	0	0	n/a	0	n/a
Title1	0	0	0	n/a	0	n/a
Homeless	0	0	0	n/a	0	n/a
Gifted and Talented	0	1	1	100.0%	1	100.0%

DISTRICT TOTALS (All Schools)

Students With Disabilities	0	1	0	0.0%	0	0.0%
Limited English Proficient	0	0	0	n/a	0	n/a
Economically Disadvantaged	0	7	6	85.7%	6	85.7%



06/25/2007
10:00

	GRAD BASE ADJUSTMENTS	FINAL GRAD BASE	GRADUATES	GRADUATION RATE	COMPLETERS TOTAL	COMPLETION RATE
Migrant	0	0	0	n/a	0	n/a
Title1	0	0	0	n/a	0	n/a
Homeless	0	0	0	n/a	0	n/a
Gifted and Talented	0	1	1	100.0%	1	100.0%

COUNTY : 59 SUMMIT

District: 3000 SUMMIT RE-1

#3 8378 Summit High School

Students With Disabilities	1	11	9	81.8%	9	81.8%
Limited English Proficient	3	28	14	50.0%	14	50.0%
Economically Disadvantaged	3	35	26	74.3%	26	74.3%
Migrant	0	0	0	n/a	0	n/a
Title1	0	0	0	n/a	0	n/a
Homeless	0	0	0	n/a	0	n/a
Gifted and Talented	0	0	0	n/a	0	n/a

DISTRICT TOTALS (All Schools)

Students With Disabilities	1	11	9	81.8%	9	81.8%
Limited English Proficient	3	28	14	50.0%	14	50.0%
Economically Disadvantaged	3	35	26	74.3%	26	74.3%
Migrant	0	0	0	n/a	0	n/a
Title1	0	0	0	n/a	0	n/a
Homeless	0	0	0	n/a	0	n/a
Gifted and Talented	0	0	0	n/a	0	n/a

COUNTY : 60 TELLER

District: 3010 CRIPPLE CREEK-VICTOR RE-1

#3 2024 Cripple Creek-Victor Junior-Senior High School

Students With Disabilities	1	1	1	100.0%	1	100.0%
Limited English Proficient	0	0	0	n/a	0	n/a
Economically Disadvantaged	2	17	13	76.5%	13	76.5%
Migrant	0	0	0	n/a	0	n/a
Title1	0	0	0	n/a	0	n/a
Homeless	1	5	4	80.0%	4	80.0%
Gifted and Talented	0	0	0	n/a	0	n/a

DISTRICT TOTALS (All Schools)

Students With Disabilities	1	1	1	100.0%	1	100.0%
Limited English Proficient	0	0	0	n/a	0	n/a
Economically Disadvantaged	2	17	13	76.5%	13	76.5%

Migrant	0	0	0	n/a	0	n/a
Title1	0	0	0	n/a	0	n/a
Homeless	1	5	4	80.0%	4	80.0%
Gifted and Talented	0	0	0	n/a	0	n/a

District: 3020 WOODLAND PARK RE-2

#3 9696 Woodland Park High School

Students With Disabilities	2	16	12	75.0%	13	81.3%
Limited English Proficient	0	0	0	n/a	0	n/a
Economically Disadvantaged	1	21	18	85.7%	18	85.7%



06/25/2007
10:00

Page: 107

	GRAD BASE ADJUSTMENTS	FINAL GRAD BASE	GRADUATES	GRADUATION RATE	COMPLETERS TOTAL	COMPLETION RATE
Migrant	0	0	0	n/a	0	n/a
Title1	0	0	0	n/a	0	n/a
Homeless	0	0	0	n/a	0	n/a
Gifted and Talented	1	78	75	96.2%	76	97.4%
DISTRICT TOTALS (All Schools)						
Students With Disabilities	2	16	12	75.0%	13	81.3%
Limited English Proficient	0	0	0	n/a	0	n/a
Economically Disadvantaged	1	21	18	85.7%	18	85.7%
Migrant	0	0	0	n/a	0	n/a
Title1	0	0	0	n/a	0	n/a
Homeless	0	0	0	n/a	0	n/a
Gifted and Talented	1	78	75	96.2%	76	97.4%
COUNTY : 61 WASHINGTON						
District: 3030 AKRON R-1						
#3 0090 Akron High School						
Students With Disabilities	0	6	3	50.0%	3	50.0%
Limited English Proficient	0	0	0	n/a	0	n/a
Economically Disadvantaged	0	12	10	83.3%	10	83.3%
Migrant	0	0	0	n/a	0	n/a
Title1	0	0	0	n/a	0	n/a
Homeless	0	0	0	n/a	0	n/a
Gifted and Talented	0	6	6	100.0%	6	100.0%
DISTRICT TOTALS (All Schools)						
Students With Disabilities	0	6	3	50.0%	3	50.0%
Limited English Proficient	0	0	0	n/a	0	n/a
Economically Disadvantaged	0	12	10	83.3%	10	83.3%
Migrant	0	0	0	n/a	0	n/a
Title1	0	0	0	n/a	0	n/a
Homeless	0	0	0	n/a	0	n/a
Gifted and Talented	0	6	6	100.0%	6	100.0%
District: 3040 ARICKAREE R-2						
#3 0308 Arickaree Undivided High School						
Students With Disabilities	0	1	1	100.0%	1	100.0%
Limited English Proficient	0	0	0	n/a	0	n/a
Economically Disadvantaged	0	5	5	100.0%	5	100.0%
Migrant	0	0	0	n/a	0	n/a
Title1	0	0	0	n/a	0	n/a

Homeless	0	0	0	n/a	0	n/a
Gifted and Talented	0	0	0	n/a	0	n/a

DISTRICT TOTALS (All Schools)

Students With Disabilities	0	1	1	100.0%	1	100.0%
Limited English Proficient	0	0	0	n/a	0	n/a
Economically Disadvantaged	0	5	5	100.0%	5	100.0%
Migrant	0	0	0	n/a	0	n/a
Title1	0	0	0	n/a	0	n/a
Homeless	0	0	0	n/a	0	n/a
Gifted and Talented	0	0	0	n/a	0	n/a



06/25/2007
10:00

	GRAD BASE ADJUSTMENTS	FINAL GRAD BASE	GRADUATES	GRADUATION RATE	COMPLETERS TOTAL	COMPLETION RATE
--	--------------------------	--------------------	-----------	--------------------	---------------------	--------------------


District: 3050 OTIS R-3

#3 6586 Otis Junior-Senior High School

Students With Disabilities	0	1	0	0.0%	0	0.0%
Limited English Proficient	0	0	0	n/a	0	n/a
Economically Disadvantaged	0	5	5	100.0%	5	100.0%
Migrant	0	0	0	n/a	0	n/a
Title1	0	0	0	n/a	0	n/a
Homeless	0	0	0	n/a	0	n/a
Gifted and Talented	0	7	7	100.0%	7	100.0%

DISTRICT TOTALS (All Schools)

Students With Disabilities	0	1	0	0.0%	0	0.0%
Limited English Proficient	0	0	0	n/a	0	n/a
Economically Disadvantaged	0	5	5	100.0%	5	100.0%
Migrant	0	0	0	n/a	0	n/a
Title1	0	0	0	n/a	0	n/a
Homeless	0	0	0	n/a	0	n/a
Gifted and Talented	0	7	7	100.0%	7	100.0%



District: 3060 LONE STAR 101

#3 5258 Lone Star Undivided High School

Students With Disabilities	0	0	0	n/a	0	n/a
Limited English Proficient	0	0	0	n/a	0	n/a
Economically Disadvantaged	0	2	2	100.0%	2	100.0%
Migrant	0	0	0	n/a	0	n/a
Title1	0	0	0	n/a	0	n/a
Homeless	0	0	0	n/a	0	n/a
Gifted and Talented	0	1	1	100.0%	1	100.0%

DISTRICT TOTALS (All Schools)

Students With Disabilities	0	0	0	n/a	0	n/a
Limited English Proficient	0	0	0	n/a	0	n/a
Economically Disadvantaged	0	2	2	100.0%	2	100.0%
Migrant	0	0	0	n/a	0	n/a
Title1	0	0	0	n/a	0	n/a
Homeless	0	0	0	n/a	0	n/a
Gifted and Talented	0	1	1	100.0%	1	100.0%

District: 3070 WOODLIN R-104

#3 9704 Woodlin Undivided High School

Students With Disabilities	0	2	2	100.0%	2	100.0%
Limited English Proficient	0	0	0	n/a	0	n/a
Economically Disadvantaged	0	4	4	100.0%	4	100.0%
Migrant	0	0	0	n/a	0	n/a
Title1	0	6	6	100.0%	6	100.0%
Homeless	0	0	0	n/a	0	n/a
Gifted and Talented	0	0	0	n/a	0	n/a

DISTRICT TOTALS (All Schools)

Students With Disabilities	0	2	2	100.0%	2	100.0%
----------------------------	---	---	---	--------	---	--------



06/25/2007
10:00

Page: 109

	GRAD BASE ADJUSTMENTS	FINAL GRAD BASE	GRADUATES	GRADUATION RATE	COMPLETERS TOTAL	COMPLETION RATE
Limited English Proficient	0	0	0	n/a	0	n/a
Economically Disadvantaged	0	4	4	100.0%	4	100.0%
Migrant	0	0	0	n/a	0	n/a
Title1	0	6	6	100.0%	6	100.0%
Homeless	0	0	0	n/a	0	n/a
Gifted and Talented	0	0	0	n/a	0	n/a
COUNTY : 62 WELD						
District: 3080 WELD COUNTY RE-1						
#3	9032 Valley High School					
Students With Disabilities	3	20	16	80.0%	16	80.0%
Limited English Proficient	1	11	7	63.6%	7	63.6%
Economically Disadvantaged	6	53	43	81.1%	43	81.1%
Migrant	4	6	4	66.7%	4	66.7%
Title1	0	0	0	n/a	0	n/a
Homeless	0	0	0	n/a	0	n/a
Gifted and Talented	0	10	10	100.0%	10	100.0%
DISTRICT TOTALS (All Schools)						
Students With Disabilities	3	20	16	80.0%	16	80.0%
Limited English Proficient	1	11	7	63.6%	7	63.6%
Economically Disadvantaged	6	53	43	81.1%	43	81.1%
Migrant	4	6	4	66.7%	4	66.7%
Title1	0	0	0	n/a	0	n/a
Homeless	0	0	0	n/a	0	n/a
Gifted and Talented	0	10	10	100.0%	10	100.0%
District: 3085 EATON RE-2						
#3	2456 Eaton High School					
Students With Disabilities	0	8	6	75.0%	7	87.5%
Limited English Proficient	0	4	1	25.0%	2	50.0%
Economically Disadvantaged	1	14	10	71.4%	11	78.6%
Migrant	0	3	2	66.7%	2	66.7%
Title1	1	0	0	n/a	0	n/a
Homeless	0	0	0	n/a	0	n/a
Gifted and Talented	0	0	0	n/a	0	n/a
DISTRICT TOTALS (All Schools)						
Students With Disabilities	0	8	6	75.0%	7	87.5%
Limited English Proficient	0	4	1	25.0%	2	50.0%
Economically Disadvantaged	1	14	10	71.4%	11	78.6%

Migrant	0	3	2	66.7%	2	66.7%
Title1	1	0	0	n/a	0	n/a
Homeless	0	0	0	n/a	0	n/a
Gifted and Talented	0	0	0	n/a	0	n/a

District: 3090 KEENESBURG RE-3(J)

#3 1446 Weld Central Senior High School

Students With Disabilities	0	16	12	75.0%	12	75.0%
Limited English Proficient	0	6	6	100.0%	6	100.0%
Economically Disadvantaged	2	39	31	79.5%	31	79.5%



06/25/2007
10:00

Page: 110

	GRAD BASE ADJUSTMENTS	FINAL GRAD BASE	GRADUATES	GRADUATION RATE	COMPLETERS TOTAL	COMPLETION RATE
Migrant	0	1	1	100.0%	1	100.0%
Title1	0	0	0	n/a	0	n/a
Homeless	0	0	0	n/a	0	n/a
Gifted and Talented	0	12	12	100.0%	12	100.0%
DISTRICT TOTALS (All Schools)						
Students With Disabilities	0	16	12	75.0%	12	75.0%
Limited English Proficient	0	6	6	100.0%	6	100.0%
Economically Disadvantaged	2	39	31	79.5%	31	79.5%
Migrant	0	1	1	100.0%	1	100.0%
Title1	0	0	0	n/a	0	n/a
Homeless	0	0	0	n/a	0	n/a
Gifted and Talented	0	12	12	100.0%	12	100.0%
District: 3100 WINDSOR RE-4						
#3	9672 Windsor High School					
Students With Disabilities	0	15	10	66.7%	11	73.3%
Limited English Proficient	0	2	2	100.0%	2	100.0%
Economically Disadvantaged	0	10	7	70.0%	9	90.0%
Migrant	0	0	0	n/a	0	n/a
Title1	0	0	0	n/a	0	n/a
Homeless	0	0	0	n/a	0	n/a
Gifted and Talented	0	23	23	100.0%	23	100.0%
DISTRICT TOTALS (All Schools)						
Students With Disabilities	0	15	10	66.7%	11	73.3%
Limited English Proficient	0	2	2	100.0%	2	100.0%
Economically Disadvantaged	0	10	7	70.0%	9	90.0%
Migrant	0	0	0	n/a	0	n/a
Title1	0	0	0	n/a	0	n/a
Homeless	0	0	0	n/a	0	n/a
Gifted and Talented	0	23	23	100.0%	23	100.0%
District: 3110 JOHNSTOWN-MILLIKEN RE-5J						
#3	7490 Roosevelt High School					
Students With Disabilities	1	7	5	71.4%	5	71.4%
Limited English Proficient	3	17	14	82.4%	14	82.4%
Economically Disadvantaged	1	20	17	85.0%	18	90.0%
Migrant	0	0	0	n/a	0	n/a
Title1	0	0	0	n/a	0	n/a
Homeless	0	0	0	n/a	0	n/a
Gifted and Talented	0	0	0	n/a	0	n/a

DISTRICT TOTALS (All Schools)

Students With Disabilities	1	7	5	71.4%	5	71.4%
Limited English Proficient	3	17	14	82.4%	14	82.4%
Economically Disadvantaged	1	20	17	85.0%	18	90.0%
Migrant	0	0	0	n/a	0	n/a
Title1	0	0	0	n/a	0	n/a
Homeless	0	0	0	n/a	0	n/a
Gifted and Talented	0	0	0	n/a	0	n/a

District: 3120 GREELEY 6



06/25/2007
10:00

Page: 111

			GRAD BASE ADJUSTMENTS	FINAL GRAD BASE	GRADUATES	GRADUATION RATE	COMPLETERS TOTAL	COMPLETION RATE
#3	#5*	1485 Collaborative Education Program-Youth Passages						
		Students With Disabilities	0	0	0	n/a	0	n/a
		Limited English Proficient	0	0	0	n/a	0	n/a
		Economically Disadvantaged	0	0	0	n/a	0	n/a
		Migrant	0	0	0	n/a	0	n/a
		Title1	0	0	0	n/a	0	n/a
		Homeless	0	0	0	n/a	0	n/a
		Gifted and Talented	0	0	0	n/a	0	n/a
#3#4		1780 Colorado High School Of Greeley						
		Students With Disabilities	2	17	6	35.3%	7	41.2%
		Limited English Proficient	0	0	0	n/a	0	n/a
		Economically Disadvantaged	3	23	10	43.5%	13	56.5%
		Migrant	0	0	0	n/a	0	n/a
		Title1	0	0	0	n/a	0	n/a
		Homeless	0	0	0	n/a	0	n/a
		Gifted and Talented	0	0	0	n/a	0	n/a
#3		1875 Frontier Charter Academy						
		Students With Disabilities	1	7	5	71.4%	5	71.4%
		Limited English Proficient	0	0	0	n/a	0	n/a
		Economically Disadvantaged	0	0	0	n/a	0	n/a
		Migrant	0	0	0	n/a	0	n/a
		Title1	0	0	0	n/a	0	n/a
		Homeless	0	0	0	n/a	0	n/a
		Gifted and Talented	0	2	2	100.0%	2	100.0%
#3		2850 University Schools						
		Students With Disabilities	0	8	8	100.0%	8	100.0%
		Limited English Proficient	0	0	0	n/a	0	n/a
		Economically Disadvantaged	0	8	8	100.0%	8	100.0%
		Migrant	0	0	0	n/a	0	n/a
		Title1	0	0	0	n/a	0	n/a
		Homeless	0	0	0	n/a	0	n/a
		Gifted and Talented	0	0	0	n/a	0	n/a
#3		3610 Greeley Central High School						
		Students With Disabilities	3	44	31	70.5%	34	77.3%
		Limited English Proficient	6	39	22	56.4%	22	56.4%
		Economically Disadvantaged	17	139	96	69.1%	102	73.4%
		Migrant	1	22	14	63.6%	15	68.2%
		Title1	0	0	0	n/a	0	n/a

	Homeless	0	4	2	50.0%	2	50.0%
	Gifted and Talented	1	55	52	94.5%	53	96.4%
#3	3614 Greeley West High School						
	Students With Disabilities	3	49	31	63.3%	32	65.3%
	Limited English Proficient	5	28	20	71.4%	20	71.4%
	Economically Disadvantaged	16	95	70	73.7%	73	76.8%
	Migrant	3	12	9	75.0%	9	75.0%
	Title1	0	0	0	n/a	0	n/a
	Homeless	1	1	1	100.0%	1	100.0%
	Gifted and Talented	1	47	44	93.6%	46	97.9%



06/25/2007
10:00

Page: 112

	GRAD BASE ADJUSTMENTS	FINAL GRAD BASE	GRADUATES	GRADUATION RATE	COMPLETERS TOTAL	COMPLETION RATE	
#3	6364 Northridge High School						
	Students With Disabilities	1	27	9	33.3%	12	44.4%
	Limited English Proficient	1	34	18	52.9%	18	52.9%
	Economically Disadvantaged	9	89	57	64.0%	61	68.5%
	Migrant	0	11	4	36.4%	4	36.4%
	Title1	0	0	0	n/a	0	n/a
	Homeless	0	0	0	n/a	0	n/a
	Gifted and Talented	0	40	38	95.0%	39	97.5%
#3	8150 Deaf Or Hard Of Hearing Program						
	Students With Disabilities	0	6	4	66.7%	4	66.7%
	Limited English Proficient	0	0	0	n/a	0	n/a
	Economically Disadvantaged	0	1	0	0.0%	0	0.0%
	Migrant	0	0	0	n/a	0	n/a
	Title1	0	0	0	n/a	0	n/a
	Homeless	0	0	0	n/a	0	n/a
	Gifted and Talented	0	0	0	n/a	0	n/a
#3#4	8890 Trademark Learning Center						
	Students With Disabilities	2	11	6	54.5%	7	63.6%
	Limited English Proficient	0	6	5	83.3%	5	83.3%
	Economically Disadvantaged	4	36	21	58.3%	25	69.4%
	Migrant	1	5	4	80.0%	4	80.0%
	Title1	0	0	0	n/a	0	n/a
	Homeless	0	0	0	n/a	0	n/a
	Gifted and Talented	0	0	0	n/a	0	n/a
#1#4#5*	8891 Trademark Night School						
	Students With Disabilities	0	0	0	n/a	0	n/a
	Limited English Proficient	0	0	0	n/a	0	n/a
	Economically Disadvantaged	0	0	0	n/a	0	n/a
	Migrant	0	0	0	n/a	0	n/a
	Title1	0	0	0	n/a	0	n/a
	Homeless	0	0	0	n/a	0	n/a
	Gifted and Talented	0	0	0	n/a	0	n/a
#3	8965 Union Colony Preparatory School						
	Students With Disabilities	0	4	3	75.0%	3	75.0%
	Limited English Proficient	0	0	0	n/a	0	n/a
	Economically Disadvantaged	0	0	0	n/a	0	n/a
	Migrant	0	0	0	n/a	0	n/a
	Title1	0	0	0	n/a	0	n/a

Homeless	0	0	0	n/a	0	n/a
Gifted and Talented	0	6	6	100.0%	6	100.0%

DISTRICT TOTALS (All Schools)

Students With Disabilities	12	173	103	59.5%	112	64.7%
Limited English Proficient	12	107	65	60.7%	65	60.7%
Economically Disadvantaged	49	391	262	67.0%	282	72.1%
Migrant	5	50	31	62.0%	32	64.0%
Title1	0	0	0	n/a	0	n/a
Homeless	1	5	3	60.0%	3	60.0%
Gifted and Talented	2	150	142	94.7%	146	97.3%



06/25/2007
10:00

Page: 113

	GRAD BASE ADJUSTMENTS	FINAL GRAD BASE	GRADUATES	GRADUATION RATE	COMPLETERS TOTAL	COMPLETION RATE	
District: 3130 PLATTE VALLEY RE-7							
#3	4670 Platte Valley High School						
	Students With Disabilities	0	11	9	81.8%	9	81.8%
	Limited English Proficient	0	5	5	100.0%	5	100.0%
	Economically Disadvantaged	1	27	23	85.2%	25	92.6%
	Migrant	0	3	2	66.7%	2	66.7%
	Title1	0	0	0	n/a	0	n/a
	Homeless	0	0	0	n/a	0	n/a
	Gifted and Talented	0	0	0	n/a	0	n/a

DISTRICT TOTALS (All Schools)

	Students With Disabilities	0	11	9	81.8%	9	81.8%
	Limited English Proficient	0	5	5	100.0%	5	100.0%
	Economically Disadvantaged	1	27	23	85.2%	25	92.6%
	Migrant	0	3	2	66.7%	2	66.7%
	Title1	0	0	0	n/a	0	n/a
	Homeless	0	0	0	n/a	0	n/a
	Gifted and Talented	0	0	0	n/a	0	n/a

District: 3140 WELD COUNTY S/D RE-8

#3	3070 Fort Lupton High School						
	Students With Disabilities	2	17	15	88.2%	15	88.2%
	Limited English Proficient	2	43	37	86.0%	37	86.0%
	Economically Disadvantaged	4	71	59	83.1%	59	83.1%
	Migrant	0	12	10	83.3%	10	83.3%
	Title1	0	0	0	n/a	0	n/a
	Homeless	0	0	0	n/a	0	n/a
	Gifted and Talented	0	25	24	96.0%	25	100.0%

DISTRICT TOTALS (All Schools)

	Students With Disabilities	2	17	15	88.2%	15	88.2%
	Limited English Proficient	2	43	37	86.0%	37	86.0%
	Economically Disadvantaged	4	71	59	83.1%	59	83.1%
	Migrant	0	12	10	83.3%	10	83.3%
	Title1	0	0	0	n/a	0	n/a
	Homeless	0	0	0	n/a	0	n/a
	Gifted and Talented	0	25	24	96.0%	25	100.0%

District: 3145 AULT-HIGHLAND RE-9

#3 3962 Highland High School

Students With Disabilities	1	7	6	85.7%	6	85.7%
Limited English Proficient	1	0	0	n/a	0	n/a
Economically Disadvantaged	3	23	18	78.3%	19	82.6%
Migrant	0	1	1	100.0%	1	100.0%
Title1	0	0	0	n/a	0	n/a
Homeless	0	0	0	n/a	0	n/a
Gifted and Talented	0	0	0	n/a	0	n/a

DISTRICT TOTALS (All Schools)

Students With Disabilities	1	7	6	85.7%	6	85.7%
----------------------------	---	---	---	-------	---	-------



06/25/2007
10:00

Page: 114

	GRAD BASE ADJUSTMENTS	FINAL GRAD BASE	GRADUATES	GRADUATION RATE	COMPLETERS TOTAL	COMPLETION RATE
Limited English Proficient	1	0	0	n/a	0	n/a
Economically Disadvantaged	3	23	18	78.3%	19	82.6%
Migrant	0	1	1	100.0%	1	100.0%
Title1	0	0	0	n/a	0	n/a
Homeless	0	0	0	n/a	0	n/a
Gifted and Talented	0	0	0	n/a	0	n/a
District: 3146 BRIGGSDALE RE-10						
#3	1012 Briggsdale Undivided High School					
Students With Disabilities	0	2	2	100.0%	2	100.0%
Limited English Proficient	0	0	0	n/a	0	n/a
Economically Disadvantaged	1	6	6	100.0%	6	100.0%
Migrant	0	0	0	n/a	0	n/a
Title1	0	0	0	n/a	0	n/a
Homeless	0	0	0	n/a	0	n/a
Gifted and Talented	0	0	0	n/a	0	n/a
DISTRICT TOTALS (All Schools)						
Students With Disabilities	0	2	2	100.0%	2	100.0%
Limited English Proficient	0	0	0	n/a	0	n/a
Economically Disadvantaged	1	6	6	100.0%	6	100.0%
Migrant	0	0	0	n/a	0	n/a
Title1	0	0	0	n/a	0	n/a
Homeless	0	0	0	n/a	0	n/a
Gifted and Talented	0	0	0	n/a	0	n/a
District: 3147 PRAIRIE RE-11						
#3	7156 Prairie Junior-Senior High School					
Students With Disabilities	0	1	0	0.0%	1	100.0%
Limited English Proficient	0	0	0	n/a	0	n/a
Economically Disadvantaged	0	3	2	66.7%	3	100.0%
Migrant	0	0	0	n/a	0	n/a
Title1	0	1	1	100.0%	1	100.0%
Homeless	0	0	0	n/a	0	n/a
Gifted and Talented	0	0	0	n/a	0	n/a
DISTRICT TOTALS (All Schools)						
Students With Disabilities	0	1	0	0.0%	1	100.0%
Limited English Proficient	0	0	0	n/a	0	n/a
Economically Disadvantaged	0	3	2	66.7%	3	100.0%
Migrant	0	0	0	n/a	0	n/a
Title1	0	1	1	100.0%	1	100.0%

Homeless	0	0	0	n/a	0	n/a
Gifted and Talented	0	0	0	n/a	0	n/a

District: 3148 PAWNEE RE-12


#3 6812 Pawnee Junior-Senior High School

Students With Disabilities	0	4	3	75.0%	4	100.0%
Limited English Proficient	0	0	0	n/a	0	n/a
Economically Disadvantaged	0	8	6	75.0%	8	100.0%
Migrant	0	0	0	n/a	0	n/a
Title1	0	13	10	76.9%	12	92.3%



06/25/2007
10:00

	GRAD BASE ADJUSTMENTS	FINAL GRAD BASE	GRADUATES	GRADUATION RATE	COMPLETERS TOTAL	COMPLETION RATE
Homeless	0	0	0	n/a	0	n/a
Gifted and Talented	0	0	0	n/a	0	n/a
DISTRICT TOTALS (All Schools)						
Students With Disabilities	0	4	3	75.0%	4	100.0%
Limited English Proficient	0	0	0	n/a	0	n/a
Economically Disadvantaged	0	8	6	75.0%	8	100.0%
Migrant	0	0	0	n/a	0	n/a
Title1	0	13	10	76.9%	12	92.3%
Homeless	0	0	0	n/a	0	n/a
Gifted and Talented	0	0	0	n/a	0	n/a
COUNTY : 63 YUMA						
District: 3200 YUMA 1						
#3 9799 Yuma High School						
Students With Disabilities	0	12	6	50.0%	6	50.0%
Limited English Proficient	0	16	10	62.5%	10	62.5%
Economically Disadvantaged	3	28	22	78.6%	22	78.6%
Migrant	0	4	4	100.0%	4	100.0%
Title1	0	0	0	n/a	0	n/a
Homeless	0	0	0	n/a	0	n/a
Gifted and Talented	0	0	0	n/a	0	n/a
DISTRICT TOTALS (All Schools)						
Students With Disabilities	0	12	6	50.0%	6	50.0%
Limited English Proficient	0	16	10	62.5%	10	62.5%
Economically Disadvantaged	3	28	22	78.6%	22	78.6%
Migrant	0	4	4	100.0%	4	100.0%
Title1	0	0	0	n/a	0	n/a
Homeless	0	0	0	n/a	0	n/a
Gifted and Talented	0	0	0	n/a	0	n/a
District: 3210 WRAY RD-2						
#3 9733 Wray High School						
Students With Disabilities	0	6	5	83.3%	5	83.3%
Limited English Proficient	0	2	0	0.0%	2	100.0%
Economically Disadvantaged	1	22	19	86.4%	21	95.5%
Migrant	0	0	0	n/a	0	n/a
Title1	0	0	0	n/a	0	n/a
Homeless	0	2	1	50.0%	2	100.0%
Gifted and Talented	0	4	4	100.0%	4	100.0%



DISTRICT TOTALS (All Schools)

Students With Disabilities	0	6	5	83.3%	5	83.3%
Limited English Proficient	0	2	0	0.0%	2	100.0%
Economically Disadvantaged	1	22	19	86.4%	21	95.5%
Migrant	0	0	0	n/a	0	n/a
Title1	0	0	0	n/a	0	n/a
Homeless	0	2	1	50.0%	2	100.0%
Gifted and Talented	0	4	4	100.0%	4	100.0%

District: 3220 IDALIA RJ-3



06/25/2007
10:00

Page: 116

	GRAD BASE ADJUSTMENTS	FINAL GRAD BASE	GRADUATES	GRADUATION RATE	COMPLETERS TOTAL	COMPLETION RATE
#3	4231 Idalia Junior-Senior High School					
Students With Disabilities	0	0	0	n/a	0	n/a
Limited English Proficient	0	0	0	n/a	0	n/a
Economically Disadvantaged	0	3	3	100.0%	3	100.0%
Migrant	0	1	1	100.0%	1	100.0%
Title1	0	0	0	n/a	0	n/a
Homeless	0	0	0	n/a	0	n/a
Gifted and Talented	0	3	3	100.0%	3	100.0%

DISTRICT TOTALS (All Schools)

Students With Disabilities	0	0	0	n/a	0	n/a
Limited English Proficient	0	0	0	n/a	0	n/a
Economically Disadvantaged	0	3	3	100.0%	3	100.0%
Migrant	0	1	1	100.0%	1	100.0%
Title1	0	0	0	n/a	0	n/a
Homeless	0	0	0	n/a	0	n/a
Gifted and Talented	0	3	3	100.0%	3	100.0%

District: 3230 LIBERTY J-4

#3	5123 Liberty Junior-Senior High School					
Students With Disabilities	0	1	0	0.0%	1	100.0%
Limited English Proficient	0	0	0	n/a	0	n/a
Economically Disadvantaged	0	4	4	100.0%	4	100.0%
Migrant	0	0	0	n/a	0	n/a
Title1	0	0	0	n/a	0	n/a
Homeless	0	0	0	n/a	0	n/a
Gifted and Talented	0	0	0	n/a	0	n/a


DISTRICT TOTALS (All Schools)

Students With Disabilities	0	1	0	0.0%	1	100.0%
Limited English Proficient	0	0	0	n/a	0	n/a
Economically Disadvantaged	0	4	4	100.0%	4	100.0%
Migrant	0	0	0	n/a	0	n/a
Title1	0	0	0	n/a	0	n/a
Homeless	0	0	0	n/a	0	n/a
Gifted and Talented	0	0	0	n/a	0	n/a

COUNTY : 98 NONE

District: 8001 CHARTER SCHOOL INSTITUTE

DISTRICT TOTALS (All Schools)



Students With Disabilities	0	0	0	n/a	0	n/a
Limited English Proficient	0	0	0	n/a	0	n/a
Economically Disadvantaged	0	0	0	n/a	0	n/a
Migrant	0	0	0	n/a	0	n/a
Title1	0	0	0	n/a	0	n/a
Homeless	0	0	0	n/a	0	n/a
Gifted and Talented	0	0	0	n/a	0	n/a


COUNTY : 90 COLORADO BOCES

District: 9025 EAST CENTRAL BOCES



06/25/2007
10:00

		GRAD BASE ADJUSTMENTS	FINAL GRAD BASE	GRADUATES	GRADUATION RATE	COMPLETERS TOTAL	COMPLETION RATE
DISTRICT TOTALS (All Schools)							
	Students With Disabilities	0	0	0	n/a	0	n/a
	Limited English Proficient	0	0	0	n/a	0	n/a
	Economically Disadvantaged	0	0	0	n/a	0	n/a
	Migrant	0	0	0	n/a	0	n/a
	Title1	0	0	0	n/a	0	n/a
	Homeless	0	0	0	n/a	0	n/a
	Gifted and Talented	0	0	0	n/a	0	n/a
District: 9030 MOUNTAIN BOCES							
#3	1128 Arrowhead Learning Center						
	Students With Disabilities	0	0	0	n/a	0	n/a
	Limited English Proficient	0	0	0	n/a	0	n/a
	Economically Disadvantaged	0	0	0	n/a	0	n/a
	Migrant	0	0	0	n/a	0	n/a
	Title1	0	0	0	n/a	0	n/a
	Homeless	0	0	0	n/a	0	n/a
	Gifted and Talented	0	0	0	n/a	0	n/a
#3#4	6134 Yampah Mountain School						
	Students With Disabilities	0	5	3	60.0%	3	60.0%
	Limited English Proficient	0	1	1	100.0%	1	100.0%
	Economically Disadvantaged	0	12	8	66.7%	8	66.7%
	Migrant	0	0	0	n/a	0	n/a
	Title1	0	0	0	n/a	0	n/a
	Homeless	0	0	0	n/a	0	n/a
	Gifted and Talented	0	0	0	n/a	0	n/a
#3	6136 Mountain Boces Day Treatment Center						
	Students With Disabilities	1	3	0	0.0%	1	33.3%
	Limited English Proficient	0	0	0	n/a	0	n/a
	Economically Disadvantaged	0	2	0	0.0%	0	0.0%
	Migrant	0	0	0	n/a	0	n/a
	Title1	0	0	0	n/a	0	n/a
	Homeless	0	0	0	n/a	0	n/a
	Gifted and Talented	0	0	0	n/a	0	n/a
DISTRICT TOTALS (All Schools)							
	Students With Disabilities	1	8	3	37.5%	4	50.0%
	Limited English Proficient	0	1	1	100.0%	1	100.0%
	Economically Disadvantaged	0	14	8	57.1%	8	57.1%



Migrant	0	0	0	n/a	0	n/a
Title1	0	0	0	n/a	0	n/a
Homeless	0	0	0	n/a	0	n/a
Gifted and Talented	0	0	0	n/a	0	n/a

District: 9035 CENTENNIAL BOCES

#3#4 9351 Weld Opportunity High School


Students With Disabilities	1	7	2	28.6%	2	28.6%
Limited English Proficient	0	0	0	n/a	0	n/a
Economically Disadvantaged	0	17	13	76.5%	15	88.2%



06/25/2007
10:00

Page: 118

	GRAD BASE ADJUSTMENTS	FINAL GRAD BASE	GRADUATES	GRADUATION RATE	COMPLETERS TOTAL	COMPLETION RATE
Migrant	0	0	0	n/a	0	n/a
Title1	0	0	0	n/a	0	n/a
Homeless	0	13	9	69.2%	11	84.6%
Gifted and Talented	0	0	0	n/a	0	n/a
DISTRICT TOTALS (All Schools)						
Students With Disabilities	1	7	2	28.6%	2	28.6%
Limited English Proficient	0	0	0	n/a	0	n/a
Economically Disadvantaged	0	17	13	76.5%	15	88.2%
Migrant	0	0	0	n/a	0	n/a
Title1	0	0	0	n/a	0	n/a
Homeless	0	13	9	69.2%	11	84.6%
Gifted and Talented	0	0	0	n/a	0	n/a
District: 9040 NORTHEAST BOCES						
DISTRICT TOTALS (All Schools)						
Students With Disabilities	0	0	0	n/a	0	n/a
Limited English Proficient	0	0	0	n/a	0	n/a
Economically Disadvantaged	0	0	0	n/a	0	n/a
Migrant	0	0	0	n/a	0	n/a
Title1	0	0	0	n/a	0	n/a
Homeless	0	0	0	n/a	0	n/a
Gifted and Talented	0	0	0	n/a	0	n/a
District: 9045 PIKES PEAK BOCES						
DISTRICT TOTALS (All Schools)						
Students With Disabilities	0	0	0	n/a	0	n/a
Limited English Proficient	0	0	0	n/a	0	n/a
Economically Disadvantaged	0	0	0	n/a	0	n/a
Migrant	0	0	0	n/a	0	n/a
Title1	0	0	0	n/a	0	n/a
Homeless	0	0	0	n/a	0	n/a
Gifted and Talented	0	0	0	n/a	0	n/a
District: 9050 SAN JUAN BOCES						
DISTRICT TOTALS (All Schools)						
Students With Disabilities	0	0	0	n/a	0	n/a
Limited English Proficient	0	0	0	n/a	0	n/a
Economically Disadvantaged	0	0	0	n/a	0	n/a
Migrant	0	0	0	n/a	0	n/a
Title1	0	0	0	n/a	0	n/a



Homeless	0	0	0	n/a	0	n/a
Gifted and Talented	0	0	0	n/a	0	n/a

District: 9055 SAN LUIS VALLEY BOCES

DISTRICT TOTALS (All Schools)


Students With Disabilities	0	0	0	n/a	0	n/a
Limited English Proficient	0	0	0	n/a	0	n/a
Economically Disadvantaged	0	0	0	n/a	0	n/a
Migrant	0	0	0	n/a	0	n/a
Title1	0	0	0	n/a	0	n/a



06/25/2007
10:00

Page: 119

	GRAD BASE ADJUSTMENTS	FINAL GRAD BASE	GRADUATES	GRADUATION RATE	COMPLETERS TOTAL	COMPLETION RATE
Homeless	0	0	0	n/a	0	n/a
Gifted and Talented	0	0	0	n/a	0	n/a
District: 9060 SOUTH CENTRAL BOCES						
DISTRICT TOTALS (All Schools)						
Students With Disabilities	0	0	0	n/a	0	n/a
Limited English Proficient	0	0	0	n/a	0	n/a
Economically Disadvantaged	0	0	0	n/a	0	n/a
Migrant	0	0	0	n/a	0	n/a
Title1	0	0	0	n/a	0	n/a
Homeless	0	0	0	n/a	0	n/a
Gifted and Talented	0	0	0	n/a	0	n/a
District: 9075 SOUTHEASTERN BOCES						
DISTRICT TOTALS (All Schools)						
Students With Disabilities	0	0	0	n/a	0	n/a
Limited English Proficient	0	0	0	n/a	0	n/a
Economically Disadvantaged	0	0	0	n/a	0	n/a
Migrant	0	0	0	n/a	0	n/a
Title1	0	0	0	n/a	0	n/a
Homeless	0	0	0	n/a	0	n/a
Gifted and Talented	0	0	0	n/a	0	n/a
District: 9080 SOUTHWEST BOCES						
DISTRICT TOTALS (All Schools)						
Students With Disabilities	0	0	0	n/a	0	n/a
Limited English Proficient	0	0	0	n/a	0	n/a
Economically Disadvantaged	0	0	0	n/a	0	n/a
Migrant	0	0	0	n/a	0	n/a
Title1	0	0	0	n/a	0	n/a
Homeless	0	0	0	n/a	0	n/a
Gifted and Talented	0	0	0	n/a	0	n/a
District: 9095 NORTHWEST COLO BOCES						
DISTRICT TOTALS (All Schools)						
Students With Disabilities	0	0	0	n/a	0	n/a
Limited English Proficient	0	0	0	n/a	0	n/a
Economically Disadvantaged	0	0	0	n/a	0	n/a
Migrant	0	0	0	n/a	0	n/a
Title1	0	0	0	n/a	0	n/a



Homeless	0	0	0	n/a	0	n/a
Gifted and Talented	0	0	0	n/a	0	n/a

District: 9110 LARIMER BOCES

DISTRICT TOTALS (All Schools)


Students With Disabilities	0	0	0	n/a	0	n/a
Limited English Proficient	0	0	0	n/a	0	n/a
Economically Disadvantaged	0	0	0	n/a	0	n/a
Migrant	0	0	0	n/a	0	n/a
Title1	0	0	0	n/a	0	n/a



06/25/2007
10:00

Page: 120

	GRAD BASE ADJUSTMENTS	FINAL GRAD BASE	GRADUATES	GRADUATION RATE	COMPLETERS TOTAL	COMPLETION RATE
Homeless	0	0	0	n/a	0	n/a
Gifted and Talented	0	0	0	n/a	0	n/a
District: 9120 ADAMS COUNTY BOCES						
DISTRICT TOTALS (All Schools)						
Students With Disabilities	0	0	0	n/a	0	n/a
Limited English Proficient	0	0	0	n/a	0	n/a
Economically Disadvantaged	0	0	0	n/a	0	n/a
Migrant	0	0	0	n/a	0	n/a
Title1	0	0	0	n/a	0	n/a
Homeless	0	0	0	n/a	0	n/a
Gifted and Talented	0	0	0	n/a	0	n/a
District: 9125 RIO BLANCO BOCES						
DISTRICT TOTALS (All Schools)						
Students With Disabilities	0	0	0	n/a	0	n/a
Limited English Proficient	0	0	0	n/a	0	n/a
Economically Disadvantaged	0	0	0	n/a	0	n/a
Migrant	0	0	0	n/a	0	n/a
Title1	0	0	0	n/a	0	n/a
Homeless	0	0	0	n/a	0	n/a
Gifted and Talented	0	0	0	n/a	0	n/a
District: 9130 EXPEDITIONARY BOCES						
#3	2840 Expeditionary Learning School					
Students With Disabilities	0	2	2	100.0%	2	100.0%
Limited English Proficient	0	0	0	n/a	0	n/a
Economically Disadvantaged	0	2	2	100.0%	2	100.0%
Migrant	0	0	0	n/a	0	n/a
Title1	0	0	0	n/a	0	n/a
Homeless	0	0	0	n/a	0	n/a
Gifted and Talented	0	0	0	n/a	0	n/a
DISTRICT TOTALS (All Schools)						
Students With Disabilities	0	2	2	100.0%	2	100.0%
Limited English Proficient	0	0	0	n/a	0	n/a
Economically Disadvantaged	0	2	2	100.0%	2	100.0%
Migrant	0	0	0	n/a	0	n/a
Title1	0	0	0	n/a	0	n/a
Homeless	0	0	0	n/a	0	n/a
Gifted and Talented	0	0	0	n/a	0	n/a



District: 9135 GRAND VALLEY BOCES

DISTRICT TOTALS (All Schools)


Students With Disabilities	0	0	0	n/a	0	n/a
Limited English Proficient	0	0	0	n/a	0	n/a
Economically Disadvantaged	0	0	0	n/a	0	n/a
Migrant	0	0	0	n/a	0	n/a
Title1	0	0	0	n/a	0	n/a
Homeless	0	0	0	n/a	0	n/a
Gifted and Talented	0	0	0	n/a	0	n/a



06/25/2007
10:00

Page: 121

	GRAD BASE ADJUSTMENTS	FINAL GRAD BASE	GRADUATES	GRADUATION RATE	COMPLETERS TOTAL	COMPLETION RATE
District: 9140 MT EVANS BOCES						
DISTRICT TOTALS (All Schools)						
Students With Disabilities	0	0	0	n/a	0	n/a
Limited English Proficient	0	0	0	n/a	0	n/a
Economically Disadvantaged	0	0	0	n/a	0	n/a
Migrant	0	0	0	n/a	0	n/a
Title1	0	0	0	n/a	0	n/a
Homeless	0	0	0	n/a	0	n/a
Gifted and Talented	0	0	0	n/a	0	n/a
District: 9145 UNCOMPAHGRE BOCS						
DISTRICT TOTALS (All Schools)						
Students With Disabilities	0	0	0	n/a	0	n/a
Limited English Proficient	0	0	0	n/a	0	n/a
Economically Disadvantaged	0	0	0	n/a	0	n/a
Migrant	0	0	0	n/a	0	n/a
Title1	0	0	0	n/a	0	n/a
Homeless	0	0	0	n/a	0	n/a
Gifted and Talented	0	0	0	n/a	0	n/a
District: 9150 SANTA FE TRAIL BOCES						
DISTRICT TOTALS (All Schools)						
Students With Disabilities	0	0	0	n/a	0	n/a
Limited English Proficient	0	0	0	n/a	0	n/a
Economically Disadvantaged	0	0	0	n/a	0	n/a
Migrant	0	0	0	n/a	0	n/a
Title1	0	0	0	n/a	0	n/a
Homeless	0	0	0	n/a	0	n/a
Gifted and Talented	0	0	0	n/a	0	n/a
District: 9160 FRONT RANGE BOCES						
DISTRICT TOTALS (All Schools)						
Students With Disabilities	0	0	0	n/a	0	n/a
Limited English Proficient	0	0	0	n/a	0	n/a
Economically Disadvantaged	0	0	0	n/a	0	n/a
Migrant	0	0	0	n/a	0	n/a
Title1	0	0	0	n/a	0	n/a
Homeless	0	0	0	n/a	0	n/a
Gifted and Talented	0	0	0	n/a	0	n/a



District: 9165 UTE PASS BOCES

DISTRICT TOTALS (All Schools)

Students With Disabilities	0	0	0	n/a	0	n/a
Limited English Proficient	0	0	0	n/a	0	n/a
Economically Disadvantaged	0	0	0	n/a	0	n/a
Migrant	0	0	0	n/a	0	n/a
Title1	0	0	0	n/a	0	n/a
Homeless	0	0	0	n/a	0	n/a
Gifted and Talented	0	0	0	n/a	0	n/a



06/25/2007
10:00

Page: 122

	GRAD BASE ADJUSTMENTS	FINAL GRAD BASE	GRADUATES	GRADUATION RATE	COMPLETERS TOTAL	COMPLETION RATE
STATE TOTALS (All Schools)						
Students With Disabilities	430	5,188	3,555	68.5%	3,821	73.7%
Limited English Proficient	298	3,809	2,511	65.9%	2,597	68.2%
Economically Disadvantaged	1,130	13,199	9,201	69.7%	10,005	75.8%
Migrant	43	509	359	70.5%	362	71.1%
Title1	207	2,508	1,524	60.8%	1,756	70.0%
Homeless	39	711	408	57.4%	451	63.4%
Gifted and Talented	61	4,432	4,172	94.1%	4,283	96.6%

- #1 - School graduation rate is a 1 year rate based on grade 12.
 #2 - School graduation rate is a 2 year rate based on grades 11-12.
 #3 - School graduation rate is a 3 year rate based on grades 10-12.
 #4 - Alternative School. In 2003-2004, graduation rate is a 2 year rate or less.
 In 2004-2005, graduation rate is a 3 year rate or less.
 In 2005-2006, graduation rate is a 4 year rate or less.
 #5 - School is closed in 2005-2006
 * - School has no grade 12.

