

06/25/2007
10:00Colorado Department of Education
Data Summary Report
2005-2006 Student End of Year
STATE GRADUATION RATE BY DISTRICT AND IPST CATEGORYPage: 1
File: seyrd9state_01.lis

	GRAD BASE ADJUSTMENTS	FINAL GRAD BASE	GRADUATES	GRADUATION RATE	COMPLETERS TOTAL	COMPLETION RATE

COUNTY : 01 ADAMS						
District: 0010 MAPLETON 1						
Students With Disabilities	4	43	24	55.8%	26	60.5%
Limited English Proficient	8	59	33	55.9%	33	55.9%
Economically Disadvantaged	13	113	67	59.3%	70	61.9%
Migrant	1	4	1	25.0%	1	25.0%
Title1	0	0	0	n/a	0	n/a
Homeless	0	0	0	n/a	0	n/a
Gifted and Talented	0	10	8	80.0%	9	90.0%
District: 0020 ADAMS 12 FIVE STAR SCHOOLS						
Students With Disabilities	21	218	139	63.8%	141	64.7%
Limited English Proficient	8	226	177	78.3%	177	78.3%
Economically Disadvantaged	39	411	302	73.5%	313	76.2%
Migrant	3	28	23	82.1%	23	82.1%
Title1	3	36	23	63.9%	25	69.4%
Homeless	2	28	21	75.0%	21	75.0%
Gifted and Talented	0	94	88	93.6%	92	97.9%
District: 0030 ADAMS COUNTY 14						
Students With Disabilities	3	49	33	67.3%	34	69.4%
Limited English Proficient	14	129	84	65.1%	89	69.0%
Economically Disadvantaged	30	236	171	72.5%	179	75.8%
Migrant	5	36	21	58.3%	21	58.3%
Title1	9	78	50	64.1%	53	67.9%
Homeless	0	3	1	33.3%	1	33.3%
Gifted and Talented	2	25	22	88.0%	22	88.0%
District: 0040 BRIGHTON 27J						
Students With Disabilities	4	35	22	62.9%	24	68.6%
Limited English Proficient	5	71	48	67.6%	51	71.8%
Economically Disadvantaged	12	111	77	69.4%	86	77.5%
Migrant	0	11	6	54.5%	6	54.5%
Title1	0	0	0	n/a	0	n/a
Homeless	2	9	5	55.6%	5	55.6%
Gifted and Talented	0	73	72	98.6%	72	98.6%
District: 0050 BENNETT 29J						
Students With Disabilities	0	6	5	83.3%	6	100.0%
Limited English Proficient	0	0	0	n/a	0	n/a
Economically Disadvantaged	0	6	5	83.3%	6	100.0%

Migrant	0	0	0	n/a	0	n/a
Title1	0	53	50	94.3%	51	96.2%
Homeless	0	0	0	n/a	0	n/a
Gifted and Talented	0	0	0	n/a	0	n/a

District: 0060 STRASBURG 31J


Students With Disabilities	0	8	7	87.5%	8	100.0%
Limited English Proficient	0	0	0	n/a	0	n/a
Economically Disadvantaged	0	7	7	100.0%	7	100.0%
Migrant	0	0	0	n/a	0	n/a
Title1	0	0	0	n/a	0	n/a



06/25/2007
10:00

Page: 2

	GRAD BASE ADJUSTMENTS	FINAL GRAD BASE	GRADUATES	GRADUATION RATE	COMPLETERS TOTAL	COMPLETION RATE
Homeless	0	0	0	n/a	0	n/a
Gifted and Talented	0	0	0	n/a	0	n/a
District: 0070 WESTMINSTER 50						
Students With Disabilities	11	50	25	50.0%	26	52.0%
Limited English Proficient	16	97	64	66.0%	66	68.0%
Economically Disadvantaged	24	255	184	72.2%	199	78.0%
Migrant	1	15	10	66.7%	10	66.7%
Title1	0	0	0	n/a	0	n/a
Homeless	2	13	3	23.1%	5	38.5%
Gifted and Talented	1	37	34	91.9%	34	91.9%
COUNTY : 02 ALAMOSA						
District: 0100 ALAMOSA RE-11J						
Students With Disabilities	2	16	12	75.0%	12	75.0%
Limited English Proficient	1	18	14	77.8%	14	77.8%
Economically Disadvantaged	12	95	63	66.3%	74	77.9%
Migrant	1	18	13	72.2%	13	72.2%
Title1	0	0	0	n/a	0	n/a
Homeless	0	0	0	n/a	0	n/a
Gifted and Talented	0	0	0	n/a	0	n/a
District: 0110 SANGRE DE CRISTO RE-22J						
Students With Disabilities	0	1	1	100.0%	1	100.0%
Limited English Proficient	0	0	0	n/a	0	n/a
Economically Disadvantaged	0	16	15	93.8%	16	100.0%
Migrant	0	0	0	n/a	0	n/a
Title1	0	0	0	n/a	0	n/a
Homeless	0	0	0	n/a	0	n/a
Gifted and Talented	0	0	0	n/a	0	n/a
COUNTY : 03 ARAPAHOE						
District: 0120 ENGLEWOOD 1						
Students With Disabilities	11	48	6	12.5%	31	64.6%
Limited English Proficient	0	13	6	46.2%	11	84.6%
Economically Disadvantaged	20	136	64	47.1%	90	66.2%
Migrant	0	0	0	n/a	0	n/a
Title1	0	0	0	n/a	0	n/a
Homeless	5	25	14	56.0%	15	60.0%
Gifted and Talented	0	0	0	n/a	0	n/a
District: 0123 SHERIDAN 2						



Students With Disabilities	2	22	22	100.0%	22	100.0%
Limited English Proficient	3	54	49	90.7%	49	90.7%
Economically Disadvantaged	5	87	74	85.1%	76	87.4%
Migrant	0	3	3	100.0%	3	100.0%
Title1	0	0	0	n/a	0	n/a
Homeless	1	15	14	93.3%	14	93.3%
Gifted and Talented	0	15	14	93.3%	14	93.3%

District: 0130 CHERRY CREEK 5

Students With Disabilities	10	359	295	82.2%	300	83.6%
----------------------------	----	-----	-----	-------	-----	-------



06/25/2007
10:00

Page: 3

	GRAD BASE ADJUSTMENTS	FINAL GRAD BASE	GRADUATES	GRADUATION RATE	COMPLETERS TOTAL	COMPLETION RATE
Limited English Proficient	4	108	99	91.7%	99	91.7%
Economically Disadvantaged	30	459	383	83.4%	392	85.4%
Migrant	0	0	0	n/a	0	n/a
Title1	0	0	0	n/a	0	n/a
Homeless	0	0	0	n/a	0	n/a
Gifted and Talented	3	376	363	96.5%	372	98.9%
District: 0140 LITTLETON 6						
Students With Disabilities	1	111	89	80.2%	96	86.5%
Limited English Proficient	1	30	18	60.0%	18	60.0%
Economically Disadvantaged	3	81	57	70.4%	64	79.0%
Migrant	0	1	0	0.0%	0	0.0%
Title1	0	0	0	n/a	0	n/a
Homeless	0	4	2	50.0%	2	50.0%
Gifted and Talented	2	261	257	98.5%	259	99.2%
District: 0170 DEER TRAIL 26J						
Students With Disabilities	0	0	0	n/a	0	n/a
Limited English Proficient	0	0	0	n/a	0	n/a
Economically Disadvantaged	0	0	0	n/a	0	n/a
Migrant	0	0	0	n/a	0	n/a
Title1	0	0	0	n/a	0	n/a
Homeless	0	0	0	n/a	0	n/a
Gifted and Talented	0	0	0	n/a	0	n/a
District: 0180 ADAMS-ARAPAHOE 28J						
Students With Disabilities	24	169	110	65.1%	117	69.2%
Limited English Proficient	67	660	423	64.1%	436	66.1%
Economically Disadvantaged	64	729	520	71.3%	544	74.6%
Migrant	7	44	26	59.1%	26	59.1%
Title1	2	10	3	30.0%	7	70.0%
Homeless	1	42	28	66.7%	29	69.0%
Gifted and Talented	4	135	120	88.9%	127	94.1%
District: 0190 BYERS 32J						
Students With Disabilities	1	6	4	66.7%	4	66.7%
Limited English Proficient	0	0	0	n/a	0	n/a
Economically Disadvantaged	2	7	7	100.0%	7	100.0%
Migrant	0	0	0	n/a	0	n/a
Title1	0	0	0	n/a	0	n/a
Homeless	0	0	0	n/a	0	n/a
Gifted and Talented	0	0	0	n/a	0	n/a

COUNTY : 04 ARCHULETA

District: 0220 ARCHULETA COUNTY 50 JT

Students With Disabilities	0	10	7	70.0%	7	70.0%
Limited English Proficient	0	1	0	0.0%	0	0.0%
Economically Disadvantaged	1	39	32	82.1%	32	82.1%
Migrant	0	0	0	n/a	0	n/a
Title1	0	0	0	n/a	0	n/a
Homeless	0	6	5	83.3%	5	83.3%
Gifted and Talented	0	0	0	n/a	0	n/a

COUNTY : 05 BACA



06/25/2007
10:00

Page: 4

	GRAD BASE ADJUSTMENTS	FINAL GRAD BASE	GRADUATES	GRADUATION RATE	COMPLETERS TOTAL	COMPLETION RATE
--	--------------------------	--------------------	-----------	--------------------	---------------------	--------------------

District: 0230 WALSH RE-1

Students With Disabilities	0	1	1	100.0%	1	100.0%
Limited English Proficient	0	0	0	n/a	0	n/a
Economically Disadvantaged	0	5	5	100.0%	5	100.0%
Migrant	0	0	0	n/a	0	n/a
Title1	0	0	0	n/a	0	n/a
Homeless	0	0	0	n/a	0	n/a
Gifted and Talented	0	14	14	100.0%	14	100.0%

District: 0240 PRITCHETT RE-3

Students With Disabilities	0	0	0	n/a	0	n/a
Limited English Proficient	0	0	0	n/a	0	n/a
Economically Disadvantaged	0	4	4	100.0%	4	100.0%
Migrant	0	0	0	n/a	0	n/a
Title1	0	6	6	100.0%	6	100.0%
Homeless	0	0	0	n/a	0	n/a
Gifted and Talented	0	2	2	100.0%	2	100.0%

District: 0250 SPRINGFIELD RE-4

Students With Disabilities	0	4	4	100.0%	4	100.0%
Limited English Proficient	0	1	1	100.0%	1	100.0%
Economically Disadvantaged	0	19	17	89.5%	18	94.7%
Migrant	0	0	0	n/a	0	n/a
Title1	0	8	7	87.5%	7	87.5%
Homeless	0	0	0	n/a	0	n/a
Gifted and Talented	0	3	3	100.0%	3	100.0%

District: 0260 VILAS RE-5

Students With Disabilities	0	12	7	58.3%	7	58.3%
Limited English Proficient	0	0	0	n/a	0	n/a
Economically Disadvantaged	0	31	21	67.7%	22	71.0%
Migrant	0	0	0	n/a	0	n/a
Title1	0	9	9	100.0%	9	100.0%
Homeless	0	0	0	n/a	0	n/a
Gifted and Talented	0	0	0	n/a	0	n/a

District: 0270 CAMPO RE-6

Students With Disabilities	0	0	0	n/a	0	n/a
Limited English Proficient	0	0	0	n/a	0	n/a
Economically Disadvantaged	0	5	4	80.0%	4	80.0%
Migrant	0	0	0	n/a	0	n/a
Title1	0	0	0	n/a	0	n/a

Homeless	0	0	0	n/a	0	n/a
Gifted and Talented	0	1	1	100.0%	1	100.0%

COUNTY : 06 BENT

District: 0290 LAS ANIMAS RE-1

Students With Disabilities	0	2	1	50.0%	1	50.0%
Limited English Proficient	0	0	0	n/a	0	n/a
Economically Disadvantaged	0	20	14	70.0%	15	75.0%
Migrant	0	0	0	n/a	0	n/a
Title1	0	0	0	n/a	0	n/a



06/25/2007
10:00

Page: 5

	GRAD BASE ADJUSTMENTS	FINAL GRAD BASE	GRADUATES	GRADUATION RATE	COMPLETERS TOTAL	COMPLETION RATE
Homeless	0	0	0	n/a	0	n/a
Gifted and Talented	0	2	2	100.0%	2	100.0%
District: 0310 MC CLAVE RE-2						
Students With Disabilities	0	1	0	0.0%	0	0.0%
Limited English Proficient	0	1	1	100.0%	1	100.0%
Economically Disadvantaged	0	14	13	92.9%	13	92.9%
Migrant	0	0	0	n/a	0	n/a
Title1	0	0	0	n/a	0	n/a
Homeless	0	0	0	n/a	0	n/a
Gifted and Talented	0	2	2	100.0%	2	100.0%
COUNTY : 07 BOULDER						
District: 0470 ST VRAIN VALLEY RE 1J						
Students With Disabilities	11	124	87	70.2%	89	71.8%
Limited English Proficient	10	128	93	72.7%	93	72.7%
Economically Disadvantaged	28	301	208	69.1%	216	71.8%
Migrant	0	27	21	77.8%	21	77.8%
Title1	0	0	0	n/a	0	n/a
Homeless	3	42	27	64.3%	30	71.4%
Gifted and Talented	1	131	127	96.9%	129	98.5%
District: 0480 BOULDER VALLEY RE 2						
Students With Disabilities	10	229	195	85.2%	202	88.2%
Limited English Proficient	4	156	111	71.2%	111	71.2%
Economically Disadvantaged	9	269	179	66.5%	191	71.0%
Migrant	0	5	2	40.0%	2	40.0%
Title1	1	0	0	n/a	0	n/a
Homeless	0	52	17	32.7%	19	36.5%
Gifted and Talented	1	230	223	97.0%	227	98.7%
COUNTY : 08 CHAFFEE						
District: 0490 BUENA VISTA R-31						
Students With Disabilities	2	12	11	91.7%	12	100.0%
Limited English Proficient	0	0	0	n/a	0	n/a
Economically Disadvantaged	2	20	15	75.0%	16	80.0%
Migrant	0	0	0	n/a	0	n/a
Title1	0	0	0	n/a	0	n/a
Homeless	0	0	0	n/a	0	n/a
Gifted and Talented	0	2	2	100.0%	2	100.0%
District: 0500 SALIDA R-32						

Students With Disabilities	0	7	5	71.4%	6	85.7%
Limited English Proficient	0	1	0	0.0%	0	0.0%
Economically Disadvantaged	1	26	22	84.6%	23	88.5%
Migrant	0	0	0	n/a	0	n/a
Title1	0	0	0	n/a	0	n/a
Homeless	1	6	5	83.3%	6	100.0%
Gifted and Talented	0	7	7	100.0%	7	100.0%

COUNTY : 09 CHEYENNE

District: 0510 KIT CARSON R-1



06/25/2007
10:00

Page: 6

	GRAD BASE ADJUSTMENTS	FINAL GRAD BASE	GRADUATES	GRADUATION RATE	COMPLETERS TOTAL	COMPLETION RATE
Students With Disabilities	0	0	0	n/a	0	n/a
Limited English Proficient	0	0	0	n/a	0	n/a
Economically Disadvantaged	0	3	1	33.3%	1	33.3%
Migrant	0	0	0	n/a	0	n/a
Title1	0	0	0	n/a	0	n/a
Homeless	0	0	0	n/a	0	n/a
Gifted and Talented	0	3	3	100.0%	3	100.0%
District: 0520 CHEYENNE COUNTY RE-5						
Students With Disabilities	0	3	2	66.7%	2	66.7%
Limited English Proficient	0	1	1	100.0%	1	100.0%
Economically Disadvantaged	0	5	4	80.0%	4	80.0%
Migrant	0	1	1	100.0%	1	100.0%
Title1	0	0	0	n/a	0	n/a
Homeless	0	0	0	n/a	0	n/a
Gifted and Talented	0	1	1	100.0%	1	100.0%
COUNTY : 10 CLEAR CREEK						
District: 0540 CLEAR CREEK RE-1						
Students With Disabilities	2	11	8	72.7%	9	81.8%
Limited English Proficient	0	0	0	n/a	0	n/a
Economically Disadvantaged	3	21	19	90.5%	20	95.2%
Migrant	0	0	0	n/a	0	n/a
Title1	0	0	0	n/a	0	n/a
Homeless	0	0	0	n/a	0	n/a
Gifted and Talented	0	13	12	92.3%	13	100.0%
COUNTY : 11 CONEJOS						
District: 0550 NORTH CONEJOS RE-1J						
Students With Disabilities	0	6	6	100.0%	6	100.0%
Limited English Proficient	0	0	0	n/a	0	n/a
Economically Disadvantaged	0	54	46	85.2%	47	87.0%
Migrant	0	0	0	n/a	0	n/a
Title1	0	103	87	84.5%	90	87.4%
Homeless	0	0	0	n/a	0	n/a
Gifted and Talented	0	0	0	n/a	0	n/a
District: 0560 SANFORD 6J						
Students With Disabilities	0	0	0	n/a	0	n/a
Limited English Proficient	0	0	0	n/a	0	n/a
Economically Disadvantaged	0	21	19	90.5%	20	95.2%

Migrant	0	0	0	n/a	0	n/a
Title1	0	0	0	n/a	0	n/a
Homeless	0	0	0	n/a	0	n/a
Gifted and Talented	0	5	5	100.0%	5	100.0%

District: 0580 SOUTH CONEJOS RE-10


Students With Disabilities	0	4	3	75.0%	3	75.0%
Limited English Proficient	0	0	0	n/a	0	n/a
Economically Disadvantaged	0	22	20	90.9%	21	95.5%
Migrant	0	0	0	n/a	0	n/a
Title1	0	27	26	96.3%	27	100.0%



06/25/2007
10:00

Page: 7

	GRAD BASE ADJUSTMENTS	FINAL GRAD BASE	GRADUATES	GRADUATION RATE	COMPLETERS TOTAL	COMPLETION RATE
Homeless	0	0	0	n/a	0	n/a
Gifted and Talented	0	2	2	100.0%	2	100.0%
COUNTY : 12 COSTILLA						
District: 0640 CENTENNIAL R-1						
Students With Disabilities	0	2	2	100.0%	2	100.0%
Limited English Proficient	0	0	0	n/a	0	n/a
Economically Disadvantaged	1	27	21	77.8%	23	85.2%
Migrant	0	0	0	n/a	0	n/a
Title1	0	29	25	86.2%	27	93.1%
Homeless	0	0	0	n/a	0	n/a
Gifted and Talented	0	0	0	n/a	0	n/a
District: 0740 SIERRA GRANDE R-30						
Students With Disabilities	0	1	0	0.0%	0	0.0%
Limited English Proficient	0	5	5	100.0%	5	100.0%
Economically Disadvantaged	0	17	15	88.2%	15	88.2%
Migrant	0	4	4	100.0%	4	100.0%
Title1	0	0	0	n/a	0	n/a
Homeless	0	0	0	n/a	0	n/a
Gifted and Talented	0	19	18	94.7%	18	94.7%
COUNTY : 13 CROWLEY						
District: 0770 CROWLEY COUNTY RE-1-J						
Students With Disabilities	1	1	0	0.0%	0	0.0%
Limited English Proficient	0	0	0	n/a	0	n/a
Economically Disadvantaged	2	24	17	70.8%	21	87.5%
Migrant	0	0	0	n/a	0	n/a
Title1	0	1	0	0.0%	0	0.0%
Homeless	0	0	0	n/a	0	n/a
Gifted and Talented	0	0	0	n/a	0	n/a
COUNTY : 14 CUSTER						
District: 0860 CUSTER COUNTY SCHOOL DISTRICT C-1						
Students With Disabilities	1	10	8	80.0%	8	80.0%
Limited English Proficient	0	0	0	n/a	0	n/a
Economically Disadvantaged	0	5	5	100.0%	5	100.0%
Migrant	0	0	0	n/a	0	n/a
Title1	0	0	0	n/a	0	n/a
Homeless	0	0	0	n/a	0	n/a
Gifted and Talented	0	0	0	n/a	0	n/a



COUNTY : 15 DELTA

District: 0870 DELTA COUNTY 50(J)

Students With Disabilities	1	45	33	73.3%	35	77.8%
Limited English Proficient	1	18	10	55.6%	10	55.6%
Economically Disadvantaged	7	151	114	75.5%	120	79.5%
Migrant	0	3	2	66.7%	2	66.7%
Title1	0	0	0	n/a	0	n/a
Homeless	0	4	3	75.0%	3	75.0%
Gifted and Talented	0	18	18	100.0%	18	100.0%



06/25/2007
10:00

Page: 8

	GRAD BASE ADJUSTMENTS	FINAL GRAD BASE	GRADUATES	GRADUATION RATE	COMPLETERS TOTAL	COMPLETION RATE
--	--------------------------	--------------------	-----------	--------------------	---------------------	--------------------

COUNTY : 16 DENVER


District: 0880 DENVER COUNTY 1

Students With Disabilities	56	550	276	50.2%	324	58.9%
Limited English Proficient	50	812	450	55.4%	489	60.2%
Economically Disadvantaged	200	2,286	1,380	60.4%	1,587	69.4%
Migrant	3	67	56	83.6%	56	83.6%
Title1	167	1,845	1,029	55.8%	1,209	65.5%
Homeless	1	84	23	27.4%	33	39.3%
Gifted and Talented	25	729	602	82.6%	643	88.2%

COUNTY : 17 DOLORES

District: 0890 DOLORES COUNTY RE NO.2

Students With Disabilities	0	2	2	100.0%	2	100.0%
Limited English Proficient	0	0	0	n/a	0	n/a
Economically Disadvantaged	0	3	3	100.0%	3	100.0%
Migrant	0	0	0	n/a	0	n/a
Title1	0	0	0	n/a	0	n/a
Homeless	0	0	0	n/a	0	n/a
Gifted and Talented	0	0	0	n/a	0	n/a



COUNTY : 18 DOUGLAS

District: 0900 DOUGLAS COUNTY RE 1

Students With Disabilities	6	182	147	80.8%	154	84.6%
Limited English Proficient	3	27	21	77.8%	21	77.8%
Economically Disadvantaged	1	57	45	78.9%	48	84.2%
Migrant	2	14	13	92.9%	13	92.9%
Title1	0	1	1	100.0%	1	100.0%
Homeless	0	0	0	n/a	0	n/a
Gifted and Talented	0	94	93	98.9%	93	98.9%

COUNTY : 19 EAGLE

District: 0910 EAGLE COUNTY RE 50

Students With Disabilities	1	39	28	71.8%	28	71.8%
Limited English Proficient	4	62	41	66.1%	41	66.1%
Economically Disadvantaged	0	60	42	70.0%	42	70.0%
Migrant	0	8	5	62.5%	5	62.5%
Title1	0	0	0	n/a	0	n/a
Homeless	0	11	6	54.5%	6	54.5%
Gifted and Talented	0	31	31	100.0%	31	100.0%

COUNTY : 20 ELBERT

District: 0920 ELIZABETH C-1

Students With Disabilities	0	20	17	85.0%	17	85.0%
Limited English Proficient	0	0	0	n/a	0	n/a
Economically Disadvantaged	0	13	12	92.3%	12	92.3%
Migrant	0	0	0	n/a	0	n/a
Title1	0	0	0	n/a	0	n/a
Homeless	0	0	0	n/a	0	n/a
Gifted and Talented	0	1	1	100.0%	1	100.0%



06/25/2007
10:00

Page: 9

	GRAD BASE ADJUSTMENTS	FINAL GRAD BASE	GRADUATES	GRADUATION RATE	COMPLETERS TOTAL	COMPLETION RATE
District: 0930 KIOWA C-2						
Students With Disabilities	0	4	4	100.0%	4	100.0%
Limited English Proficient	0	0	0	n/a	0	n/a
Economically Disadvantaged	0	5	5	100.0%	5	100.0%
Migrant	0	0	0	n/a	0	n/a
Title1	0	0	0	n/a	0	n/a
Homeless	0	0	0	n/a	0	n/a
Gifted and Talented	0	1	1	100.0%	1	100.0%
District: 0940 BIG SANDY 100J						
Students With Disabilities	0	3	3	100.0%	3	100.0%
Limited English Proficient	0	0	0	n/a	0	n/a
Economically Disadvantaged	0	10	9	90.0%	9	90.0%
Migrant	0	0	0	n/a	0	n/a
Title1	0	0	0	n/a	0	n/a
Homeless	0	0	0	n/a	0	n/a
Gifted and Talented	0	0	0	n/a	0	n/a
District: 0950 ELBERT 200						
Students With Disabilities	0	2	2	100.0%	2	100.0%
Limited English Proficient	0	0	0	n/a	0	n/a
Economically Disadvantaged	0	2	2	100.0%	2	100.0%
Migrant	0	0	0	n/a	0	n/a
Title1	0	0	0	n/a	0	n/a
Homeless	0	0	0	n/a	0	n/a
Gifted and Talented	0	1	1	100.0%	1	100.0%
District: 0960 AGATE 300						
Students With Disabilities	0	0	0	n/a	0	n/a
Limited English Proficient	0	0	0	n/a	0	n/a
Economically Disadvantaged	0	3	3	100.0%	3	100.0%
Migrant	0	0	0	n/a	0	n/a
Title1	0	1	1	100.0%	1	100.0%
Homeless	0	0	0	n/a	0	n/a
Gifted and Talented	0	0	0	n/a	0	n/a
COUNTY : 21 EL PASO						
District: 0970 CALHAN RJ-1						
Students With Disabilities	0	6	6	100.0%	6	100.0%
Limited English Proficient	0	0	0	n/a	0	n/a
Economically Disadvantaged	0	13	13	100.0%	13	100.0%

Migrant	0	0	0	n/a	0	n/a
Title1	0	0	0	n/a	0	n/a
Homeless	0	0	0	n/a	0	n/a
Gifted and Talented	0	0	0	n/a	0	n/a

District: 0980 HARRISON 2

Students With Disabilities	4	68	34	50.0%	35	51.5%
Limited English Proficient	5	46	34	73.9%	34	73.9%
Economically Disadvantaged	18	341	240	70.4%	248	72.7%
Migrant	0	10	8	80.0%	8	80.0%
Title1	0	0	0	n/a	0	n/a



06/25/2007
10:00

Page: 10

	GRAD BASE ADJUSTMENTS	FINAL GRAD BASE	GRADUATES	GRADUATION RATE	COMPLETERS TOTAL	COMPLETION RATE
Homeless	4	8	4	50.0%	4	50.0%
Gifted and Talented	0	72	68	94.4%	69	95.8%
District: 0990 WIDEFIELD 3						
Students With Disabilities	3	57	43	75.4%	45	78.9%
Limited English Proficient	0	6	5	83.3%	5	83.3%
Economically Disadvantaged	0	3	3	100.0%	3	100.0%
Migrant	0	0	0	n/a	0	n/a
Title1	0	1	1	100.0%	1	100.0%
Homeless	0	1	1	100.0%	1	100.0%
Gifted and Talented	0	0	0	n/a	0	n/a
District: 1000 FOUNTAIN 8						
Students With Disabilities	2	22	15	68.2%	16	72.7%
Limited English Proficient	0	5	3	60.0%	4	80.0%
Economically Disadvantaged	10	59	49	83.1%	52	88.1%
Migrant	0	0	0	n/a	0	n/a
Title1	0	0	0	n/a	0	n/a
Homeless	0	0	0	n/a	0	n/a
Gifted and Talented	0	0	0	n/a	0	n/a
District: 1010 COLORADO SPRINGS 11						
Students With Disabilities	16	204	117	57.4%	125	61.3%
Limited English Proficient	15	89	61	68.5%	61	68.5%
Economically Disadvantaged	129	643	364	56.6%	403	62.7%
Migrant	0	0	0	n/a	0	n/a
Title1	0	0	0	n/a	0	n/a
Homeless	0	3	1	33.3%	1	33.3%
Gifted and Talented	0	281	273	97.2%	276	98.2%
District: 1020 CHEYENNE MOUNTAIN 12						
Students With Disabilities	1	12	10	83.3%	10	83.3%
Limited English Proficient	0	6	6	100.0%	6	100.0%
Economically Disadvantaged	0	0	0	n/a	0	n/a
Migrant	0	0	0	n/a	0	n/a
Title1	0	0	0	n/a	0	n/a
Homeless	0	0	0	n/a	0	n/a
Gifted and Talented	0	0	0	n/a	0	n/a
District: 1030 MANITOU SPRINGS 14						
Students With Disabilities	1	10	8	80.0%	9	90.0%
Limited English Proficient	0	0	0	n/a	0	n/a
Economically Disadvantaged	1	15	14	93.3%	15	100.0%

Migrant	0	0	0	n/a	0	n/a
Title1	0	0	0	n/a	0	n/a
Homeless	0	0	0	n/a	0	n/a
Gifted and Talented	0	8	8	100.0%	8	100.0%

District: 1040 ACADEMY 20

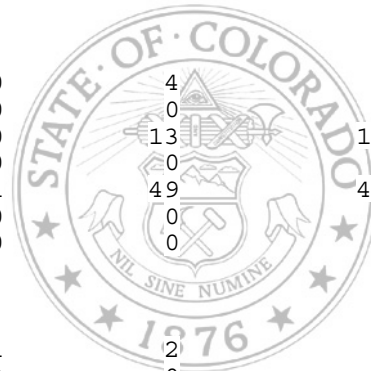
Students With Disabilities	5	71	59	83.1%	63	88.7%
Limited English Proficient	0	14	14	100.0%	14	100.0%
Economically Disadvantaged	6	53	46	86.8%	47	88.7%
Migrant	0	0	0	n/a	0	n/a
Title1	0	0	0	n/a	0	n/a



06/25/2007
10:00

Page: 11

	GRAD BASE ADJUSTMENTS	FINAL GRAD BASE	GRADUATES	GRADUATION RATE	COMPLETERS TOTAL	COMPLETION RATE
Homeless	0	0	0	n/a	0	n/a
Gifted and Talented	0	230	225	97.8%	228	99.1%
District: 1050 ELLICOTT 22						
Students With Disabilities	2	16	10	62.5%	11	68.8%
Limited English Proficient	0	5	4	80.0%	4	80.0%
Economically Disadvantaged	3	44	27	61.4%	28	63.6%
Migrant	0	4	4	100.0%	4	100.0%
Title1	0	0	0	n/a	0	n/a
Homeless	0	0	0	n/a	0	n/a
Gifted and Talented	0	0	0	n/a	0	n/a
District: 1060 PEYTON 23 JT						
Students With Disabilities	0	4	2	50.0%	3	75.0%
Limited English Proficient	0	0	0	n/a	0	n/a
Economically Disadvantaged	0	13	12	92.3%	13	100.0%
Migrant	0	0	0	n/a	0	n/a
Title1	1	49	45	91.8%	46	93.9%
Homeless	0	0	0	n/a	0	n/a
Gifted and Talented	0	0	0	n/a	0	n/a
District: 1070 HANOVER 28						
Students With Disabilities	1	2	1	50.0%	1	50.0%
Limited English Proficient	0	0	0	n/a	0	n/a
Economically Disadvantaged	3	9	7	77.8%	7	77.8%
Migrant	0	3	3	100.0%	3	100.0%
Title1	0	0	0	n/a	0	n/a
Homeless	0	3	3	100.0%	3	100.0%
Gifted and Talented	0	0	0	n/a	0	n/a
District: 1080 LEWIS-PALMER 38						
Students With Disabilities	1	23	21	91.3%	21	91.3%
Limited English Proficient	0	1	1	100.0%	1	100.0%
Economically Disadvantaged	1	15	15	100.0%	15	100.0%
Migrant	0	0	0	n/a	0	n/a
Title1	0	0	0	n/a	0	n/a
Homeless	0	0	0	n/a	0	n/a
Gifted and Talented	0	48	47	97.9%	47	97.9%
District: 1110 FALCON 49						
Students With Disabilities	3	55	42	76.4%	42	76.4%
Limited English Proficient	0	3	3	100.0%	3	100.0%
Economically Disadvantaged	3	74	66	89.2%	69	93.2%



Migrant	0	0	0	n/a	0	n/a
Title1	0	0	0	n/a	0	n/a
Homeless	0	1	1	100.0%	1	100.0%
Gifted and Talented	1	17	16	94.1%	17	100.0%

District: 1120 EDISON 54 JT


Students With Disabilities	0	2	2	100.0%	2	100.0%
Limited English Proficient	0	0	0	n/a	0	n/a
Economically Disadvantaged	0	1	1	100.0%	1	100.0%
Migrant	0	0	0	n/a	0	n/a
Title1	0	0	0	n/a	0	n/a



06/25/2007
10:00

Page: 12

	GRAD BASE ADJUSTMENTS	FINAL GRAD BASE	GRADUATES	GRADUATION RATE	COMPLETERS TOTAL	COMPLETION RATE
Homeless	0	0	0	n/a	0	n/a
Gifted and Talented	0	1	1	100.0%	1	100.0%
District: 1130 MIAMI/YODER 60 JT						
Students With Disabilities	1	6	6	100.0%	6	100.0%
Limited English Proficient	0	1	0	0.0%	0	0.0%
Economically Disadvantaged	3	15	14	93.3%	14	93.3%
Migrant	0	0	0	n/a	0	n/a
Title1	0	0	0	n/a	0	n/a
Homeless	0	0	0	n/a	0	n/a
Gifted and Talented	0	0	0	n/a	0	n/a
COUNTY : 22 FREMONT						
District: 1140 CANON CITY RE-1						
Students With Disabilities	0	35	31	88.6%	32	91.4%
Limited English Proficient	0	0	0	n/a	0	n/a
Economically Disadvantaged	1	88	73	83.0%	78	88.6%
Migrant	0	0	0	n/a	0	n/a
Title1	0	0	0	n/a	0	n/a
Homeless	0	0	0	n/a	0	n/a
Gifted and Talented	0	10	10	100.0%	10	100.0%
District: 1150 FLORENCE RE-2						
Students With Disabilities	1	13	6	46.2%	7	53.8%
Limited English Proficient	0	1	0	0.0%	0	0.0%
Economically Disadvantaged	3	51	33	64.7%	37	72.5%
Migrant	0	0	0	n/a	0	n/a
Title1	0	0	0	n/a	0	n/a
Homeless	0	0	0	n/a	0	n/a
Gifted and Talented	0	0	0	n/a	0	n/a
District: 1160 COTOPAXI RE-3						
Students With Disabilities	0	4	4	100.0%	4	100.0%
Limited English Proficient	0	0	0	n/a	0	n/a
Economically Disadvantaged	0	8	8	100.0%	8	100.0%
Migrant	0	0	0	n/a	0	n/a
Title1	0	5	5	100.0%	5	100.0%
Homeless	0	0	0	n/a	0	n/a
Gifted and Talented	0	0	0	n/a	0	n/a



COUNTY : 23 GARFIELD

District: 1180 ROARING FORK RE-1

Students With Disabilities	2	18	13	72.2%	13	72.2%
Limited English Proficient	7	56	31	55.4%	31	55.4%
Economically Disadvantaged	2	38	23	60.5%	23	60.5%
Migrant	0	0	0	n/a	0	n/a
Title1	0	1	1	100.0%	1	100.0%
Homeless	0	0	0	n/a	0	n/a
Gifted and Talented	0	0	0	n/a	0	n/a

District: 1195 GARFIELD RE-2

Students With Disabilities	0	12	8	66.7%	8	66.7%
----------------------------	---	----	---	-------	---	-------



06/25/2007
10:00

Page: 13

	GRAD BASE ADJUSTMENTS	FINAL GRAD BASE	GRADUATES	GRADUATION RATE	COMPLETERS TOTAL	COMPLETION RATE
Limited English Proficient	0	14	11	78.6%	11	78.6%
Economically Disadvantaged	1	43	35	81.4%	36	83.7%
Migrant	0	5	3	60.0%	3	60.0%
Title1	0	0	0	n/a	0	n/a
Homeless	0	0	0	n/a	0	n/a
Gifted and Talented	0	15	14	93.3%	14	93.3%
District: 1220 GARFIELD 16						
Students With Disabilities	0	10	4	40.0%	4	40.0%
Limited English Proficient	0	5	1	20.0%	1	20.0%
Economically Disadvantaged	1	25	11	44.0%	13	52.0%
Migrant	0	0	0	n/a	0	n/a
Title1	0	0	0	n/a	0	n/a
Homeless	0	1	0	0.0%	0	0.0%
Gifted and Talented	0	0	0	n/a	0	n/a
COUNTY : 24 GILPIN						
District: 1330 GILPIN COUNTY RE-1						
Students With Disabilities	0	3	3	100.0%	3	100.0%
Limited English Proficient	0	0	0	n/a	0	n/a
Economically Disadvantaged	0	2	2	100.0%	2	100.0%
Migrant	0	0	0	n/a	0	n/a
Title1	0	0	0	n/a	0	n/a
Homeless	0	0	0	n/a	0	n/a
Gifted and Talented	0	2	2	100.0%	2	100.0%
COUNTY : 25 GRAND						
District: 1340 WEST GRAND 1-JT.						
Students With Disabilities	1	5	3	60.0%	4	80.0%
Limited English Proficient	0	0	0	n/a	0	n/a
Economically Disadvantaged	0	5	2	40.0%	2	40.0%
Migrant	0	0	0	n/a	0	n/a
Title1	0	0	0	n/a	0	n/a
Homeless	0	0	0	n/a	0	n/a
Gifted and Talented	0	4	4	100.0%	4	100.0%
District: 1350 EAST GRAND 2						
Students With Disabilities	0	4	4	100.0%	4	100.0%
Limited English Proficient	0	3	3	100.0%	3	100.0%
Economically Disadvantaged	0	10	8	80.0%	8	80.0%
Migrant	0	0	0	n/a	0	n/a
Title1	0	0	0	n/a	0	n/a

Homeless	0	3	3	100.0%	3	100.0%
Gifted and Talented	0	20	20	100.0%	20	100.0%

COUNTY : 26 GUNNISON

District: 1360 GUNNISON WATERSHED RE1J


Students With Disabilities	0	7	4	57.1%	4	57.1%
Limited English Proficient	0	0	0	n/a	0	n/a
Economically Disadvantaged	0	8	7	87.5%	7	87.5%
Migrant	0	0	0	n/a	0	n/a
Title1	0	0	0	n/a	0	n/a



06/25/2007
10:00

Page: 14

	GRAD BASE ADJUSTMENTS	FINAL GRAD BASE	GRADUATES	GRADUATION RATE	COMPLETERS TOTAL	COMPLETION RATE
Homeless	0	0	0	n/a	0	n/a
Gifted and Talented	0	9	9	100.0%	9	100.0%
COUNTY : 27 HINSDALE						
District: 1380 HINSDALE COUNTY RE 1						
Students With Disabilities	0	0	0	n/a	0	n/a
Limited English Proficient	0	0	0	n/a	0	n/a
Economically Disadvantaged	0	1	1	100.0%	1	100.0%
Migrant	0	0	0	n/a	0	n/a
Title1	0	0	0	n/a	0	n/a
Homeless	0	0	0	n/a	0	n/a
Gifted and Talented	0	0	0	n/a	0	n/a
COUNTY : 28 HUERFANO						
District: 1390 HUERFANO RE-1						
Students With Disabilities	1	5	3	60.0%	3	60.0%
Limited English Proficient	0	0	0	n/a	0	n/a
Economically Disadvantaged	3	31	23	74.2%	23	74.2%
Migrant	0	0	0	n/a	0	n/a
Title1	0	0	0	n/a	0	n/a
Homeless	0	0	0	n/a	0	n/a
Gifted and Talented	0	0	0	n/a	0	n/a
District: 1400 LA VETA RE-2						
Students With Disabilities	0	0	0	n/a	0	n/a
Limited English Proficient	0	0	0	n/a	0	n/a
Economically Disadvantaged	0	10	9	90.0%	9	90.0%
Migrant	0	0	0	n/a	0	n/a
Title1	0	0	0	n/a	0	n/a
Homeless	0	0	0	n/a	0	n/a
Gifted and Talented	0	0	0	n/a	0	n/a
COUNTY : 29 JACKSON						
District: 1410 NORTH PARK R-1						
Students With Disabilities	0	4	2	50.0%	4	100.0%
Limited English Proficient	0	0	0	n/a	0	n/a
Economically Disadvantaged	0	8	3	37.5%	5	62.5%
Migrant	0	0	0	n/a	0	n/a
Title1	0	0	0	n/a	0	n/a
Homeless	0	0	0	n/a	0	n/a
Gifted and Talented	0	0	0	n/a	0	n/a



COUNTY : 30 JEFFERSON

District: 1420 JEFFERSON COUNTY R-1

Students With Disabilities	54	591	389	65.8%	423	71.6%
Limited English Proficient	9	187	121	64.7%	123	65.8%
Economically Disadvantaged	53	1,029	705	68.5%	763	74.1%
Migrant	2	15	12	80.0%	12	80.0%
Title1	0	0	0	n/a	0	n/a
Homeless	1	141	85	60.3%	93	66.0%
Gifted and Talented	7	290	275	94.8%	285	98.3%



06/25/2007
10:00

Page: 15

	GRAD BASE ADJUSTMENTS	FINAL GRAD BASE	GRADUATES	GRADUATION RATE	COMPLETERS TOTAL	COMPLETION RATE
--	--------------------------	--------------------	-----------	--------------------	---------------------	--------------------

COUNTY : 31 KIOWA

District: 1430 EADS RE-1

Students With Disabilities	0	0	0	n/a	0	n/a
Limited English Proficient	0	0	0	n/a	0	n/a
Economically Disadvantaged	0	4	4	100.0%	4	100.0%
Migrant	0	0	0	n/a	0	n/a
Title1	0	0	0	n/a	0	n/a
Homeless	0	0	0	n/a	0	n/a
Gifted and Talented	0	2	2	100.0%	2	100.0%

District: 1440 PLAINVIEW RE-2

Students With Disabilities	0	0	0	n/a	0	n/a
Limited English Proficient	0	0	0	n/a	0	n/a
Economically Disadvantaged	0	0	0	n/a	0	n/a
Migrant	0	0	0	n/a	0	n/a
Title1	0	0	0	n/a	0	n/a
Homeless	0	0	0	n/a	0	n/a
Gifted and Talented	0	0	0	n/a	0	n/a

COUNTY : 32 KIT CARSON

District: 1450 ARRIBA-FLAGLER C-20


Students With Disabilities	0	2	2	100.0%	2	100.0%
Limited English Proficient	0	0	0	n/a	0	n/a
Economically Disadvantaged	0	3	3	100.0%	3	100.0%
Migrant	0	0	0	n/a	0	n/a
Title1	0	0	0	n/a	0	n/a
Homeless	0	0	0	n/a	0	n/a
Gifted and Talented	0	0	0	n/a	0	n/a

District: 1460 HI-PLAINS R-23

Students With Disabilities	0	2	2	100.0%	2	100.0%
Limited English Proficient	0	0	0	n/a	0	n/a
Economically Disadvantaged	0	9	9	100.0%	9	100.0%
Migrant	0	0	0	n/a	0	n/a
Title1	0	0	0	n/a	0	n/a
Homeless	0	0	0	n/a	0	n/a
Gifted and Talented	0	7	7	100.0%	7	100.0%

District: 1480 STRATTON R-4

Students With Disabilities	0	1	1	100.0%	1	100.0%
----------------------------	---	---	---	--------	---	--------



Limited English Proficient	0	0	0	n/a	0	n/a
Economically Disadvantaged	0	8	8	100.0%	8	100.0%
Migrant	0	0	0	n/a	0	n/a
Title1	0	21	21	100.0%	21	100.0%
Homeless	0	0	0	n/a	0	n/a
Gifted and Talented	0	3	3	100.0%	3	100.0%

District: 1490 BETHUNE R-5


Students With Disabilities	0	0	0	n/a	0	n/a
Limited English Proficient	0	3	3	100.0%	3	100.0%
Economically Disadvantaged	0	4	4	100.0%	4	100.0%



06/25/2007
10:00

Page: 16

	GRAD BASE ADJUSTMENTS	FINAL GRAD BASE	GRADUATES	GRADUATION RATE	COMPLETERS TOTAL	COMPLETION RATE
Migrant	0	2	2	100.0%	2	100.0%
Title1	0	1	1	100.0%	1	100.0%
Homeless	0	0	0	n/a	0	n/a
Gifted and Talented	0	0	0	n/a	0	n/a
District: 1500 BURLINGTON RE-6J						
Students With Disabilities	0	4	3	75.0%	3	75.0%
Limited English Proficient	0	6	5	83.3%	5	83.3%
Economically Disadvantaged	0	26	21	80.8%	21	80.8%
Migrant	0	6	5	83.3%	5	83.3%
Title1	0	0	0	n/a	0	n/a
Homeless	0	0	0	n/a	0	n/a
Gifted and Talented	0	0	0	n/a	0	n/a
COUNTY : 33 LAKE						
District: 1510 LAKE COUNTY R-1						
Students With Disabilities	1	9	8	88.9%	8	88.9%
Limited English Proficient	2	16	7	43.8%	7	43.8%
Economically Disadvantaged	4	42	20	47.6%	21	50.0%
Migrant	0	2	0	0.0%	0	0.0%
Title1	0	0	0	n/a	0	n/a
Homeless	0	0	0	n/a	0	n/a
Gifted and Talented	1	16	15	93.8%	15	93.8%
COUNTY : 34 LA PLATA						
District: 1520 DURANGO 9-R						
Students With Disabilities	2	27	20	74.1%	21	77.8%
Limited English Proficient	0	5	3	60.0%	3	60.0%
Economically Disadvantaged	2	43	32	74.4%	37	86.0%
Migrant	0	0	0	n/a	0	n/a
Title1	0	0	0	n/a	0	n/a
Homeless	0	0	0	n/a	0	n/a
Gifted and Talented	2	69	66	95.7%	69	100.0%
District: 1530 BAYFIELD 10 JT-R						
Students With Disabilities	0	9	8	88.9%	8	88.9%
Limited English Proficient	0	0	0	n/a	0	n/a
Economically Disadvantaged	0	12	12	100.0%	12	100.0%
Migrant	0	0	0	n/a	0	n/a
Title1	0	0	0	n/a	0	n/a
Homeless	0	0	0	n/a	0	n/a
Gifted and Talented	0	0	0	n/a	0	n/a



District: 1540 IGNACIO 11 JT

Students With Disabilities	0	7	7	100.0%	7	100.0%
Limited English Proficient	0	3	3	100.0%	3	100.0%
Economically Disadvantaged	1	26	23	88.5%	23	88.5%
Migrant	0	0	0	n/a	0	n/a
Title1	0	0	0	n/a	0	n/a
Homeless	0	0	0	n/a	0	n/a
Gifted and Talented	0	2	2	100.0%	2	100.0%

COUNTY : 35 LARIMER



06/25/2007
10:00

Page: 17

	GRAD BASE ADJUSTMENTS	FINAL GRAD BASE	GRADUATES	GRADUATION RATE	COMPLETERS TOTAL	COMPLETION RATE
District: 1550 POUDBRE R-1						
Students With Disabilities	28	205	150	73.2%	168	82.0%
Limited English Proficient	9	110	83	75.5%	87	79.1%
Economically Disadvantaged	33	365	257	70.4%	285	78.1%
Migrant	0	5	5	100.0%	5	100.0%
Title1	0	0	0	n/a	0	n/a
Homeless	5	49	28	57.1%	32	65.3%
Gifted and Talented	0	1	1	100.0%	1	100.0%
District: 1560 THOMPSON R-2J						
Students With Disabilities	12	94	79	84.0%	84	89.4%
Limited English Proficient	2	10	10	100.0%	10	100.0%
Economically Disadvantaged	9	228	206	90.4%	210	92.1%
Migrant	1	3	3	100.0%	3	100.0%
Title1	0	0	0	n/a	0	n/a
Homeless	0	24	18	75.0%	18	75.0%
Gifted and Talented	5	122	121	99.2%	122	100.0%
District: 1570 PARK (ESTES PARK) R-3						
Students With Disabilities	1	8	7	87.5%	7	87.5%
Limited English Proficient	0	5	3	60.0%	3	60.0%
Economically Disadvantaged	0	17	14	82.4%	14	82.4%
Migrant	0	2	1	50.0%	1	50.0%
Title1	0	0	0	n/a	0	n/a
Homeless	0	5	3	60.0%	3	60.0%
Gifted and Talented	0	0	0	n/a	0	n/a
COUNTY : 36 LAS ANIMAS						
District: 1580 TRINIDAD 1						
Students With Disabilities	1	12	10	83.3%	11	91.7%
Limited English Proficient	0	0	0	n/a	0	n/a
Economically Disadvantaged	2	66	57	86.4%	61	92.4%
Migrant	0	0	0	n/a	0	n/a
Title1	0	0	0	n/a	0	n/a
Homeless	0	0	0	n/a	0	n/a
Gifted and Talented	0	0	0	n/a	0	n/a
District: 1590 PRIMERO REORGANIZED 2						
Students With Disabilities	0	2	1	50.0%	2	100.0%
Limited English Proficient	0	0	0	n/a	0	n/a
Economically Disadvantaged	0	5	3	60.0%	4	80.0%

Migrant	0	0	0	n/a	0	n/a
Title1	0	0	0	n/a	0	n/a
Homeless	0	0	0	n/a	0	n/a
Gifted and Talented	0	0	0	n/a	0	n/a

District: 1600 HOEHNE REORGANIZED 3

Students With Disabilities	0	2	1	50.0%	2	100.0%
Limited English Proficient	0	0	0	n/a	0	n/a
Economically Disadvantaged	0	6	6	100.0%	6	100.0%
Migrant	0	0	0	n/a	0	n/a
Title1	0	0	0	n/a	0	n/a



06/25/2007
10:00

Page: 18

	GRAD BASE ADJUSTMENTS	FINAL GRAD BASE	GRADUATES	GRADUATION RATE	COMPLETERS TOTAL	COMPLETION RATE
Homeless	0	0	0	n/a	0	n/a
Gifted and Talented	0	0	0	n/a	0	n/a
District: 1620 AGUILAR REORGANIZED 6						
Students With Disabilities	0	1	1	100.0%	1	100.0%
Limited English Proficient	0	0	0	n/a	0	n/a
Economically Disadvantaged	0	5	5	100.0%	5	100.0%
Migrant	0	0	0	n/a	0	n/a
Title1	0	0	0	n/a	0	n/a
Homeless	0	0	0	n/a	0	n/a
Gifted and Talented	0	0	0	n/a	0	n/a
District: 1750 BRANSON REORGANIZED 82						
Students With Disabilities	2	9	2	22.2%	3	33.3%
Limited English Proficient	0	0	0	n/a	0	n/a
Economically Disadvantaged	0	25	8	32.0%	20	80.0%
Migrant	0	0	0	n/a	0	n/a
Title1	0	0	0	n/a	0	n/a
Homeless	0	0	0	n/a	0	n/a
Gifted and Talented	0	0	0	n/a	0	n/a
District: 1760 KIM REORGANIZED 88						
Students With Disabilities	0	1	1	100.0%	1	100.0%
Limited English Proficient	0	0	0	n/a	0	n/a
Economically Disadvantaged	0	7	7	100.0%	7	100.0%
Migrant	0	0	0	n/a	0	n/a
Title1	0	5	5	100.0%	5	100.0%
Homeless	0	0	0	n/a	0	n/a
Gifted and Talented	0	0	0	n/a	0	n/a
COUNTY : 37 LINCOLN						
District: 1780 GENOA-HUGO C113						
Students With Disabilities	1	3	3	100.0%	3	100.0%
Limited English Proficient	0	0	0	n/a	0	n/a
Economically Disadvantaged	1	4	3	75.0%	3	75.0%
Migrant	0	0	0	n/a	0	n/a
Title1	0	0	0	n/a	0	n/a
Homeless	0	0	0	n/a	0	n/a
Gifted and Talented	0	0	0	n/a	0	n/a
District: 1790 LIMON RE-4J						
Students With Disabilities	0	7	7	100.0%	7	100.0%

Limited English Proficient	0	0	0	n/a	0	n/a
Economically Disadvantaged	0	16	16	100.0%	16	100.0%
Migrant	0	0	0	n/a	0	n/a
Title1	0	53	50	94.3%	50	94.3%
Homeless	0	0	0	n/a	0	n/a
Gifted and Talented	0	0	0	n/a	0	n/a

District: 1810 KARVAL RE-23

Students With Disabilities	0	4	2	50.0%	2	50.0%
Limited English Proficient	0	0	0	n/a	0	n/a
Economically Disadvantaged	0	7	7	100.0%	7	100.0%



06/25/2007
10:00

Page: 19

	GRAD BASE ADJUSTMENTS	FINAL GRAD BASE	GRADUATES	GRADUATION RATE	COMPLETERS TOTAL	COMPLETION RATE
Migrant	0	0	0	n/a	0	n/a
Title1	0	0	0	n/a	0	n/a
Homeless	0	0	0	n/a	0	n/a
Gifted and Talented	0	0	0	n/a	0	n/a
COUNTY : 38 LOGAN						
District: 1828 VALLEY RE-1						
Students With Disabilities	2	21	14	66.7%	15	71.4%
Limited English Proficient	1	6	3	50.0%	4	66.7%
Economically Disadvantaged	4	71	53	74.6%	61	85.9%
Migrant	1	0	0	n/a	0	n/a
Title1	0	2	1	50.0%	2	100.0%
Homeless	0	0	0	n/a	0	n/a
Gifted and Talented	0	1	0	0.0%	0	0.0%
District: 1850 FRENCHMAN RE-3						
Students With Disabilities	0	1	0	0.0%	0	0.0%
Limited English Proficient	0	0	0	n/a	0	n/a
Economically Disadvantaged	0	3	3	100.0%	3	100.0%
Migrant	0	0	0	n/a	0	n/a
Title1	0	0	0	n/a	0	n/a
Homeless	0	0	0	n/a	0	n/a
Gifted and Talented	0	1	1	100.0%	1	100.0%
District: 1860 BUFFALO RE-4						
Students With Disabilities	0	1	1	100.0%	1	100.0%
Limited English Proficient	0	0	0	n/a	0	n/a
Economically Disadvantaged	0	13	11	84.6%	13	100.0%
Migrant	0	0	0	n/a	0	n/a
Title1	0	0	0	n/a	0	n/a
Homeless	0	0	0	n/a	0	n/a
Gifted and Talented	0	5	5	100.0%	5	100.0%
District: 1870 PLATEAU RE-5						
Students With Disabilities	0	0	0	n/a	0	n/a
Limited English Proficient	0	0	0	n/a	0	n/a
Economically Disadvantaged	0	5	4	80.0%	4	80.0%
Migrant	0	0	0	n/a	0	n/a
Title1	0	0	0	n/a	0	n/a
Homeless	0	0	0	n/a	0	n/a
Gifted and Talented	0	3	3	100.0%	3	100.0%
COUNTY : 39 MESA						

District: 1980 DE BEQUE 49JT

Students With Disabilities	0	0	0	n/a	0	n/a
Limited English Proficient	0	1	0	0.0%	0	0.0%
Economically Disadvantaged	1	5	4	80.0%	4	80.0%
Migrant	0	0	0	n/a	0	n/a
Title1	0	0	0	n/a	0	n/a
Homeless	0	0	0	n/a	0	n/a
Gifted and Talented	0	0	0	n/a	0	n/a

District: 1990 PLATEAU VALLEY 50



06/25/2007
10:00

Page: 20

	GRAD BASE ADJUSTMENTS	FINAL GRAD BASE	GRADUATES	GRADUATION RATE	COMPLETERS TOTAL	COMPLETION RATE
Students With Disabilities	1	15	7	46.7%	13	86.7%
Limited English Proficient	0	3	3	100.0%	3	100.0%
Economically Disadvantaged	0	12	10	83.3%	11	91.7%
Migrant	0	0	0	n/a	0	n/a
Title1	0	0	0	n/a	0	n/a
Homeless	0	0	0	n/a	0	n/a
Gifted and Talented	0	1	1	100.0%	1	100.0%
District: 2000 MESA COUNTY VALLEY 51						
Students With Disabilities	19	198	135	68.2%	147	74.2%
Limited English Proficient	3	39	25	64.1%	25	64.1%
Economically Disadvantaged	70	538	358	66.5%	386	71.7%
Migrant	2	20	12	60.0%	12	60.0%
Title1	0	0	0	n/a	0	n/a
Homeless	4	31	19	61.3%	20	64.5%
Gifted and Talented	1	213	199	93.4%	208	97.7%
COUNTY : 40 MINERAL						
District: 2010 CREEDE CONSOLIDATED 1						
Students With Disabilities	0	1	1	100.0%	1	100.0%
Limited English Proficient	0	0	0	n/a	0	n/a
Economically Disadvantaged	0	1	1	100.0%	1	100.0%
Migrant	0	0	0	n/a	0	n/a
Title1	0	0	0	n/a	0	n/a
Homeless	0	0	0	n/a	0	n/a
Gifted and Talented	0	0	0	n/a	0	n/a
COUNTY : 41 MOFFAT						
District: 2020 MOFFAT COUNTY RE:NO 1						
Students With Disabilities	1	19	13	68.4%	14	73.7%
Limited English Proficient	0	4	3	75.0%	3	75.0%
Economically Disadvantaged	2	33	28	84.8%	30	90.9%
Migrant	0	2	1	50.0%	1	50.0%
Title1	0	0	0	n/a	0	n/a
Homeless	0	0	0	n/a	0	n/a
Gifted and Talented	0	0	0	n/a	0	n/a
COUNTY : 42 MONTEZUMA						
District: 2035 MONTEZUMA-CORTEZ RE-1						
Students With Disabilities	6	52	35	67.3%	37	71.2%

Limited English Proficient	5	71	50	70.4%	52	73.2%
Economically Disadvantaged	21	127	75	59.1%	82	64.6%
Migrant	0	0	0	n/a	0	n/a
Title1	0	0	0	n/a	0	n/a
Homeless	0	0	0	n/a	0	n/a
Gifted and Talented	0	30	30	100.0%	30	100.0%

District: 2055 DOLORES RE-4A


Students With Disabilities	0	3	2	66.7%	2	66.7%
Limited English Proficient	0	0	0	n/a	0	n/a
Economically Disadvantaged	0	13	9	69.2%	10	76.9%



06/25/2007
10:00

Page: 21

	GRAD BASE ADJUSTMENTS	FINAL GRAD BASE	GRADUATES	GRADUATION RATE	COMPLETERS TOTAL	COMPLETION RATE
Migrant	0	0	0	n/a	0	n/a
Title1	0	0	0	n/a	0	n/a
Homeless	0	0	0	n/a	0	n/a
Gifted and Talented	0	0	0	n/a	0	n/a
District: 2070 MANCOS RE-6						
Students With Disabilities	0	1	1	100.0%	1	100.0%
Limited English Proficient	0	5	3	60.0%	3	60.0%
Economically Disadvantaged	0	11	8	72.7%	8	72.7%
Migrant	0	0	0	n/a	0	n/a
Title1	0	0	0	n/a	0	n/a
Homeless	0	1	1	100.0%	1	100.0%
Gifted and Talented	0	3	3	100.0%	3	100.0%
COUNTY : 43 MONTROSE						
District: 2180 MONTROSE COUNTY RE-1J						
Students With Disabilities	10	28	20	71.4%	21	75.0%
Limited English Proficient	6	18	13	72.2%	13	72.2%
Economically Disadvantaged	28	118	90	76.3%	93	78.8%
Migrant	4	12	9	75.0%	9	75.0%
Title1	1	6	4	66.7%	4	66.7%
Homeless	0	3	2	66.7%	3	100.0%
Gifted and Talented	0	28	28	100.0%	28	100.0%
District: 2190 WEST END RE-2						
Students With Disabilities	1	5	4	80.0%	4	80.0%
Limited English Proficient	0	0	0	n/a	0	n/a
Economically Disadvantaged	1	11	9	81.8%	10	90.9%
Migrant	0	0	0	n/a	0	n/a
Title1	0	0	0	n/a	0	n/a
Homeless	0	0	0	n/a	0	n/a
Gifted and Talented	0	0	0	n/a	0	n/a
COUNTY : 44 MORGAN						
District: 2395 BRUSH RE-2(J)						
Students With Disabilities	0	19	14	73.7%	15	78.9%
Limited English Proficient	0	9	5	55.6%	6	66.7%
Economically Disadvantaged	1	42	33	78.6%	34	81.0%
Migrant	0	4	1	25.0%	1	25.0%
Title1	0	0	0	n/a	0	n/a
Homeless	0	0	0	n/a	0	n/a
Gifted and Talented	0	2	2	100.0%	2	100.0%



District: 2405 FORT MORGAN RE-3

Students With Disabilities	2	22	9	40.9%	9	40.9%
Limited English Proficient	0	15	7	46.7%	7	46.7%
Economically Disadvantaged	12	116	63	54.3%	73	62.9%
Migrant	1	17	9	52.9%	9	52.9%
Title1	0	0	0	n/a	0	n/a
Homeless	0	5	1	20.0%	2	40.0%
Gifted and Talented	1	29	29	100.0%	29	100.0%

District: 2505 WELDON VALLEY RE-20(J)



06/25/2007
10:00

Page: 22

	GRAD BASE ADJUSTMENTS	FINAL GRAD BASE	GRADUATES	GRADUATION RATE	COMPLETERS TOTAL	COMPLETION RATE
Students With Disabilities	0	1	1	100.0%	1	100.0%
Limited English Proficient	0	0	0	n/a	0	n/a
Economically Disadvantaged	0	7	7	100.0%	7	100.0%
Migrant	0	2	2	100.0%	2	100.0%
Title1	0	0	0	n/a	0	n/a
Homeless	0	1	1	100.0%	1	100.0%
Gifted and Talented	0	1	1	100.0%	1	100.0%
District: 2515 WIGGINS RE-50(J)						
Students With Disabilities	0	0	0	n/a	0	n/a
Limited English Proficient	0	1	1	100.0%	1	100.0%
Economically Disadvantaged	0	14	13	92.9%	14	100.0%
Migrant	0	1	1	100.0%	1	100.0%
Title1	0	0	0	n/a	0	n/a
Homeless	0	0	0	n/a	0	n/a
Gifted and Talented	0	0	0	n/a	0	n/a
COUNTY : 45 OTERO						
District: 2520 EAST OTERO R-1						
Students With Disabilities	4	16	12	75.0%	12	75.0%
Limited English Proficient	0	0	0	n/a	0	n/a
Economically Disadvantaged	7	72	52	72.2%	57	79.2%
Migrant	0	0	0	n/a	0	n/a
Title1	0	1	0	0.0%	1	100.0%
Homeless	0	0	0	n/a	0	n/a
Gifted and Talented	0	19	19	100.0%	19	100.0%
District: 2530 ROCKY FORD R-2						
Students With Disabilities	0	9	6	66.7%	8	88.9%
Limited English Proficient	0	8	5	62.5%	6	75.0%
Economically Disadvantaged	4	44	31	70.5%	38	86.4%
Migrant	0	3	2	66.7%	3	100.0%
Title1	0	0	0	n/a	0	n/a
Homeless	0	3	3	100.0%	3	100.0%
Gifted and Talented	1	4	3	75.0%	4	100.0%
District: 2535 MANZANOLA 3J						
Students With Disabilities	0	1	1	100.0%	1	100.0%
Limited English Proficient	0	0	0	n/a	0	n/a
Economically Disadvantaged	0	10	8	80.0%	9	90.0%
Migrant	0	1	0	0.0%	0	0.0%
Title1	0	0	0	n/a	0	n/a

Homeless	0	0	0	n/a	0	n/a
Gifted and Talented	0	0	0	n/a	0	n/a

District: 2540 FOWLER R-4J


Students With Disabilities	0	2	2	100.0%	2	100.0%
Limited English Proficient	0	0	0	n/a	0	n/a
Economically Disadvantaged	1	10	9	90.0%	9	90.0%
Migrant	0	0	0	n/a	0	n/a
Title1	0	0	0	n/a	0	n/a
Homeless	0	0	0	n/a	0	n/a
Gifted and Talented	0	0	0	n/a	0	n/a



06/25/2007
10:00

Page: 23

	GRAD BASE ADJUSTMENTS	FINAL GRAD BASE	GRADUATES	GRADUATION RATE	COMPLETERS TOTAL	COMPLETION RATE
District: 2560 CHERAW 31						
Students With Disabilities	0	2	2	100.0%	2	100.0%
Limited English Proficient	0	0	0	n/a	0	n/a
Economically Disadvantaged	0	5	5	100.0%	5	100.0%
Migrant	0	0	0	n/a	0	n/a
Title1	0	0	0	n/a	0	n/a
Homeless	0	0	0	n/a	0	n/a
Gifted and Talented	0	0	0	n/a	0	n/a
District: 2570 SWINK 33						
Students With Disabilities	0	1	1	100.0%	1	100.0%
Limited English Proficient	0	1	1	100.0%	1	100.0%
Economically Disadvantaged	0	7	7	100.0%	7	100.0%
Migrant	0	0	0	n/a	0	n/a
Title1	0	0	0	n/a	0	n/a
Homeless	0	0	0	n/a	0	n/a
Gifted and Talented	0	0	0	n/a	0	n/a
COUNTY : 46 OURAY						
District: 2580 OURAY R-1						
Students With Disabilities	0	3	3	100.0%	3	100.0%
Limited English Proficient	0	1	0	0.0%	0	0.0%
Economically Disadvantaged	0	2	2	100.0%	2	100.0%
Migrant	0	0	0	n/a	0	n/a
Title1	0	0	0	n/a	0	n/a
Homeless	0	0	0	n/a	0	n/a
Gifted and Talented	0	0	0	n/a	0	n/a
District: 2590 RIDGWAY R-2						
Students With Disabilities	0	4	3	75.0%	3	75.0%
Limited English Proficient	0	0	0	n/a	0	n/a
Economically Disadvantaged	0	8	6	75.0%	6	75.0%
Migrant	0	0	0	n/a	0	n/a
Title1	0	0	0	n/a	0	n/a
Homeless	0	0	0	n/a	0	n/a
Gifted and Talented	0	0	0	n/a	0	n/a
COUNTY : 47 PARK						
District: 2600 PLATTE CANYON 1						
Students With Disabilities	1	17	10	58.8%	10	58.8%



Limited English Proficient	0	0	0	n/a	0	n/a
Economically Disadvantaged	0	32	26	81.3%	27	84.4%
Migrant	0	0	0	n/a	0	n/a
Title1	0	0	0	n/a	0	n/a
Homeless	0	0	0	n/a	0	n/a
Gifted and Talented	0	4	4	100.0%	4	100.0%

District: 2610 PARK COUNTY RE-2

Students With Disabilities	0	2	2	100.0%	2	100.0%
Limited English Proficient	1	0	0	n/a	0	n/a
Economically Disadvantaged	1	6	5	83.3%	6	100.0%



06/25/2007
10:00

Page: 24

	GRAD BASE ADJUSTMENTS	FINAL GRAD BASE	GRADUATES	GRADUATION RATE	COMPLETERS TOTAL	COMPLETION RATE
Migrant	0	0	0	n/a	0	n/a
Title1	0	0	0	n/a	0	n/a
Homeless	0	0	0	n/a	0	n/a
Gifted and Talented	0	0	0	n/a	0	n/a
COUNTY : 48 PHILLIPS						
District: 2620 HOLYOKE RE-1J						
Students With Disabilities	1	4	4	100.0%	4	100.0%
Limited English Proficient	0	3	2	66.7%	2	66.7%
Economically Disadvantaged	1	13	11	84.6%	11	84.6%
Migrant	0	0	0	n/a	0	n/a
Title1	0	0	0	n/a	0	n/a
Homeless	0	0	0	n/a	0	n/a
Gifted and Talented	0	5	5	100.0%	5	100.0%
District: 2630 HAXTUN RE-2J						
Students With Disabilities	0	1	0	0.0%	0	0.0%
Limited English Proficient	0	0	0	n/a	0	n/a
Economically Disadvantaged	0	4	4	100.0%	4	100.0%
Migrant	0	0	0	n/a	0	n/a
Title1	0	0	0	n/a	0	n/a
Homeless	0	0	0	n/a	0	n/a
Gifted and Talented	0	0	0	n/a	0	n/a
COUNTY : 49 PITKIN						
District: 2640 ASPEN 1						
Students With Disabilities	0	5	5	100.0%	5	100.0%
Limited English Proficient	1	5	2	40.0%	2	40.0%
Economically Disadvantaged	0	3	2	66.7%	2	66.7%
Migrant	0	0	0	n/a	0	n/a
Title1	0	0	0	n/a	0	n/a
Homeless	0	0	0	n/a	0	n/a
Gifted and Talented	0	0	0	n/a	0	n/a
COUNTY : 50 PROWERS						
District: 2650 GRANADA RE-1						
Students With Disabilities	0	1	0	0.0%	0	0.0%
Limited English Proficient	0	2	2	100.0%	2	100.0%
Economically Disadvantaged	1	14	12	85.7%	12	85.7%
Migrant	0	1	1	100.0%	1	100.0%
Title1	0	0	0	n/a	0	n/a

Homeless	0	0	0	n/a	0	n/a
Gifted and Talented	0	4	4	100.0%	4	100.0%

District: 2660 LAMAR RE-2

Students With Disabilities	4	13	6	46.2%	6	46.2%
Limited English Proficient	2	15	5	33.3%	5	33.3%
Economically Disadvantaged	8	77	40	51.9%	48	62.3%
Migrant	0	3	3	100.0%	3	100.0%
Title1	0	0	0	n/a	0	n/a
Homeless	0	4	1	25.0%	2	50.0%
Gifted and Talented	0	37	34	91.9%	36	97.3%



06/25/2007
10:00

Page: 25

	GRAD BASE ADJUSTMENTS	FINAL GRAD BASE	GRADUATES	GRADUATION RATE	COMPLETERS TOTAL	COMPLETION RATE
District: 2670 HOLLY RE-3						
Students With Disabilities	0	3	3	100.0%	3	100.0%
Limited English Proficient	0	1	1	100.0%	1	100.0%
Economically Disadvantaged	0	13	9	69.2%	9	69.2%
Migrant	0	0	0	n/a	0	n/a
Title1	0	0	0	n/a	0	n/a
Homeless	0	0	0	n/a	0	n/a
Gifted and Talented	0	9	9	100.0%	9	100.0%
District: 2680 WILEY RE-13 JT						
Students With Disabilities	0	2	2	100.0%	2	100.0%
Limited English Proficient	0	0	0	n/a	0	n/a
Economically Disadvantaged	0	12	12	100.0%	12	100.0%
Migrant	0	0	0	n/a	0	n/a
Title1	0	0	0	n/a	0	n/a
Homeless	0	0	0	n/a	0	n/a
Gifted and Talented	0	9	9	100.0%	9	100.0%
COUNTY : 51 PUEBLO						
District: 2690 PUEBLO CITY 60						
Students With Disabilities	9	110	75	68.2%	80	72.7%
Limited English Proficient	8	53	33	62.3%	36	67.9%
Economically Disadvantaged	66	626	402	64.2%	485	77.5%
Migrant	0	2	1	50.0%	1	50.0%
Title1	22	92	15	16.3%	45	48.9%
Homeless	5	50	37	74.0%	41	82.0%
Gifted and Talented	0	27	27	100.0%	27	100.0%
District: 2700 PUEBLO COUNTY RURAL 70						
Students With Disabilities	5	56	38	67.9%	44	78.6%
Limited English Proficient	1	7	5	71.4%	5	71.4%
Economically Disadvantaged	10	160	119	74.4%	139	86.9%
Migrant	0	2	1	50.0%	1	50.0%
Title1	0	1	0	0.0%	0	0.0%
Homeless	0	0	0	n/a	0	n/a
Gifted and Talented	0	64	64	100.0%	64	100.0%
COUNTY : 52 RIO BLANCO						
District: 2710 MEEKER RE1						
Students With Disabilities	0	11	9	81.8%	9	81.8%

Limited English Proficient	0	0	0	n/a	0	n/a
Economically Disadvantaged	1	11	8	72.7%	8	72.7%
Migrant	0	0	0	n/a	0	n/a
Title1	0	0	0	n/a	0	n/a
Homeless	0	0	0	n/a	0	n/a
Gifted and Talented	0	13	13	100.0%	13	100.0%

District: 2720 RANGELY RE-4

Students With Disabilities	0	9	6	66.7%	6	66.7%
Limited English Proficient	0	0	0	n/a	0	n/a
Economically Disadvantaged	1	12	9	75.0%	10	83.3%



06/25/2007
10:00

Page: 26

	GRAD BASE ADJUSTMENTS	FINAL GRAD BASE	GRADUATES	GRADUATION RATE	COMPLETERS TOTAL	COMPLETION RATE
Migrant	0	0	0	n/a	0	n/a
Title1	0	0	0	n/a	0	n/a
Homeless	0	0	0	n/a	0	n/a
Gifted and Talented	0	0	0	n/a	0	n/a
COUNTY : 53 RIO GRANDE						
District: 2730 DEL NORTE C-7						
Students With Disabilities	0	1	0	0.0%	0	0.0%
Limited English Proficient	0	0	0	n/a	0	n/a
Economically Disadvantaged	0	28	25	89.3%	26	92.9%
Migrant	0	0	0	n/a	0	n/a
Title1	0	41	39	95.1%	40	97.6%
Homeless	0	0	0	n/a	0	n/a
Gifted and Talented	0	3	3	100.0%	3	100.0%
District: 2740 MONTE VISTA C-8						
Students With Disabilities	0	13	10	76.9%	12	92.3%
Limited English Proficient	0	3	2	66.7%	3	100.0%
Economically Disadvantaged	3	49	31	63.3%	43	87.8%
Migrant	0	2	1	50.0%	2	100.0%
Title1	0	0	0	n/a	0	n/a
Homeless	0	0	0	n/a	0	n/a
Gifted and Talented	0	12	12	100.0%	12	100.0%
District: 2750 SARGENT RE-33J						
Students With Disabilities	0	4	4	100.0%	4	100.0%
Limited English Proficient	0	0	0	n/a	0	n/a
Economically Disadvantaged	1	17	17	100.0%	17	100.0%
Migrant	0	0	0	n/a	0	n/a
Title1	0	0	0	n/a	0	n/a
Homeless	0	0	0	n/a	0	n/a
Gifted and Talented	0	0	0	n/a	0	n/a
COUNTY : 54 ROUTT						
District: 2760 HAYDEN RE-1						
Students With Disabilities	1	6	6	100.0%	6	100.0%
Limited English Proficient	0	0	0	n/a	0	n/a
Economically Disadvantaged	0	2	2	100.0%	2	100.0%
Migrant	0	0	0	n/a	0	n/a
Title1	0	0	0	n/a	0	n/a
Homeless	0	0	0	n/a	0	n/a
Gifted and Talented	0	0	0	n/a	0	n/a

District: 2770 STEAMBOAT SPRINGS RE-2

Students With Disabilities	3	30	27	90.0%	29	96.7%
Limited English Proficient	0	1	1	100.0%	1	100.0%
Economically Disadvantaged	0	6	3	50.0%	4	66.7%
Migrant	0	0	0	n/a	0	n/a
Title1	0	0	0	n/a	0	n/a
Homeless	0	0	0	n/a	0	n/a
Gifted and Talented	0	0	0	n/a	0	n/a

District: 2780 SOUTH ROUTT RE 3



06/25/2007
10:00

Page: 27

	GRAD BASE ADJUSTMENTS	FINAL GRAD BASE	GRADUATES	GRADUATION RATE	COMPLETERS TOTAL	COMPLETION RATE
Students With Disabilities	0	2	1	50.0%	1	50.0%
Limited English Proficient	0	1	1	100.0%	1	100.0%
Economically Disadvantaged	1	6	5	83.3%	6	100.0%
Migrant	0	0	0	n/a	0	n/a
Title1	0	0	0	n/a	0	n/a
Homeless	0	0	0	n/a	0	n/a
Gifted and Talented	0	0	0	n/a	0	n/a

COUNTY : 55 SAGUACHE

District: 2790 MOUNTAIN VALLEY RE 1

Students With Disabilities	0	1	1	100.0%	1	100.0%
Limited English Proficient	0	0	0	n/a	0	n/a
Economically Disadvantaged	1	11	10	90.9%	11	100.0%
Migrant	0	0	0	n/a	0	n/a
Title1	0	0	0	n/a	0	n/a
Homeless	0	3	3	100.0%	3	100.0%
Gifted and Talented	0	0	0	n/a	0	n/a

District: 2800 MOFFAT 2

Students With Disabilities	0	1	1	100.0%	1	100.0%
Limited English Proficient	0	0	0	n/a	0	n/a
Economically Disadvantaged	0	4	4	100.0%	4	100.0%
Migrant	0	0	0	n/a	0	n/a
Title1	0	1	1	100.0%	1	100.0%
Homeless	0	0	0	n/a	0	n/a
Gifted and Talented	0	2	2	100.0%	2	100.0%

District: 2810 CENTER 26 JT

Students With Disabilities	2	1	0	0.0%	0	0.0%
Limited English Proficient	0	13	9	69.2%	9	69.2%
Economically Disadvantaged	2	35	28	80.0%	28	80.0%
Migrant	0	10	6	60.0%	6	60.0%
Title1	0	0	0	n/a	0	n/a
Homeless	0	0	0	n/a	0	n/a
Gifted and Talented	0	6	6	100.0%	6	100.0%

COUNTY : 56 SAN JUAN

District: 2820 SILVERTON 1

Students With Disabilities	0	1	1	100.0%	1	100.0%
Limited English Proficient	0	0	0	n/a	0	n/a
Economically Disadvantaged	0	3	3	100.0%	3	100.0%

Migrant	0	0	0	n/a	0	n/a
Title1	0	1	1	100.0%	1	100.0%
Homeless	0	0	0	n/a	0	n/a
Gifted and Talented	0	3	3	100.0%	3	100.0%

COUNTY : 57 SAN MIGUEL

District: 2830 TELLURIDE R-1


Students With Disabilities	0	3	3	100.0%	3	100.0%
Limited English Proficient	0	3	3	100.0%	3	100.0%
Economically Disadvantaged	0	6	6	100.0%	6	100.0%



06/25/2007
10:00

Page: 28

	GRAD BASE ADJUSTMENTS	FINAL GRAD BASE	GRADUATES	GRADUATION RATE	COMPLETERS TOTAL	COMPLETION RATE
Migrant	0	0	0	n/a	0	n/a
Title1	0	0	0	n/a	0	n/a
Homeless	0	2	2	100.0%	2	100.0%
Gifted and Talented	0	5	5	100.0%	5	100.0%
District: 2840 NORWOOD R-2J						
Students With Disabilities	1	2	1	50.0%	1	50.0%
Limited English Proficient	0	0	0	n/a	0	n/a
Economically Disadvantaged	1	5	5	100.0%	5	100.0%
Migrant	0	0	0	n/a	0	n/a
Title1	0	0	0	n/a	0	n/a
Homeless	0	0	0	n/a	0	n/a
Gifted and Talented	0	2	2	100.0%	2	100.0%
COUNTY : 58 SEDGWICK						
District: 2862 JULESBURG RE-1						
Students With Disabilities	0	2	2	100.0%	2	100.0%
Limited English Proficient	0	0	0	n/a	0	n/a
Economically Disadvantaged	0	9	9	100.0%	9	100.0%
Migrant	0	0	0	n/a	0	n/a
Title1	0	0	0	n/a	0	n/a
Homeless	0	0	0	n/a	0	n/a
Gifted and Talented	0	0	0	n/a	0	n/a
District: 2865 PLATTE VALLEY RE-3						
Students With Disabilities	0	1	0	0.0%	0	0.0%
Limited English Proficient	0	0	0	n/a	0	n/a
Economically Disadvantaged	0	7	6	85.7%	6	85.7%
Migrant	0	0	0	n/a	0	n/a
Title1	0	0	0	n/a	0	n/a
Homeless	0	0	0	n/a	0	n/a
Gifted and Talented	0	1	1	100.0%	1	100.0%
COUNTY : 59 SUMMIT						
District: 3000 SUMMIT RE-1						
Students With Disabilities	1	11	9	81.8%	9	81.8%
Limited English Proficient	3	28	14	50.0%	14	50.0%
Economically Disadvantaged	3	35	26	74.3%	26	74.3%
Migrant	0	0	0	n/a	0	n/a
Title1	0	0	0	n/a	0	n/a
Homeless	0	0	0	n/a	0	n/a
Gifted and Talented	0	0	0	n/a	0	n/a



COUNTY : 60 TELLER

District: 3010 CRIPPLE CREEK-VICTOR RE-1


Students With Disabilities	1	1	1	100.0%	1	100.0%
Limited English Proficient	0	0	0	n/a	0	n/a
Economically Disadvantaged	2	17	13	76.5%	13	76.5%
Migrant	0	0	0	n/a	0	n/a
Title1	0	0	0	n/a	0	n/a
Homeless	1	5	4	80.0%	4	80.0%
Gifted and Talented	0	0	0	n/a	0	n/a



06/25/2007
10:00

Page: 29

	GRAD BASE ADJUSTMENTS	FINAL GRAD BASE	GRADUATES	GRADUATION RATE	COMPLETERS TOTAL	COMPLETION RATE
District: 3020 WOODLAND PARK RE-2						
Students With Disabilities	2	16	12	75.0%	13	81.3%
Limited English Proficient	0	0	0	n/a	0	n/a
Economically Disadvantaged	1	21	18	85.7%	18	85.7%
Migrant	0	0	0	n/a	0	n/a
Title1	0	0	0	n/a	0	n/a
Homeless	0	0	0	n/a	0	n/a
Gifted and Talented	1	78	75	96.2%	76	97.4%
COUNTY : 61 WASHINGTON						
District: 3030 AKRON R-1						
Students With Disabilities	0	6	3	50.0%	3	50.0%
Limited English Proficient	0	0	0	n/a	0	n/a
Economically Disadvantaged	0	12	10	83.3%	10	83.3%
Migrant	0	0	0	n/a	0	n/a
Title1	0	0	0	n/a	0	n/a
Homeless	0	0	0	n/a	0	n/a
Gifted and Talented	0	6	6	100.0%	6	100.0%
District: 3040 ARICKAREE R-2						
Students With Disabilities	0	1	1	100.0%	1	100.0%
Limited English Proficient	0	0	0	n/a	0	n/a
Economically Disadvantaged	0	5	5	100.0%	5	100.0%
Migrant	0	0	0	n/a	0	n/a
Title1	0	0	0	n/a	0	n/a
Homeless	0	0	0	n/a	0	n/a
Gifted and Talented	0	0	0	n/a	0	n/a
District: 3050 OTIS R-3						
Students With Disabilities	0	1	0	0.0%	0	0.0%
Limited English Proficient	0	0	0	n/a	0	n/a
Economically Disadvantaged	0	5	5	100.0%	5	100.0%
Migrant	0	0	0	n/a	0	n/a
Title1	0	0	0	n/a	0	n/a
Homeless	0	0	0	n/a	0	n/a
Gifted and Talented	0	7	7	100.0%	7	100.0%
District: 3060 LONE STAR 101						
Students With Disabilities	0	0	0	n/a	0	n/a
Limited English Proficient	0	0	0	n/a	0	n/a
Economically Disadvantaged	0	2	2	100.0%	2	100.0%



Migrant	0	0	0	n/a	0	n/a
Title1	0	0	0	n/a	0	n/a
Homeless	0	0	0	n/a	0	n/a
Gifted and Talented	0	1	1	100.0%	1	100.0%

District: 3070 WOODLIN R-104


Students With Disabilities	0	2	2	100.0%	2	100.0%
Limited English Proficient	0	0	0	n/a	0	n/a
Economically Disadvantaged	0	4	4	100.0%	4	100.0%
Migrant	0	0	0	n/a	0	n/a
Title1	0	6	6	100.0%	6	100.0%



06/25/2007
10:00

Page: 30

	GRAD BASE ADJUSTMENTS	FINAL GRAD BASE	GRADUATES	GRADUATION RATE	COMPLETERS TOTAL	COMPLETION RATE
Homeless	0	0	0	n/a	0	n/a
Gifted and Talented	0	0	0	n/a	0	n/a
COUNTY : 62 WELD						
District: 3080 WELD COUNTY RE-1						
Students With Disabilities	3	20	16	80.0%	16	80.0%
Limited English Proficient	1	11	7	63.6%	7	63.6%
Economically Disadvantaged	6	53	43	81.1%	43	81.1%
Migrant	4	6	4	66.7%	4	66.7%
Title1	0	0	0	n/a	0	n/a
Homeless	0	0	0	n/a	0	n/a
Gifted and Talented	0	10	10	100.0%	10	100.0%
District: 3085 EATON RE-2						
Students With Disabilities	0	8	6	75.0%	7	87.5%
Limited English Proficient	0	4	1	25.0%	2	50.0%
Economically Disadvantaged	1	14	10	71.4%	11	78.6%
Migrant	0	3	2	66.7%	2	66.7%
Title1	1	0	0	n/a	0	n/a
Homeless	0	0	0	n/a	0	n/a
Gifted and Talented	0	0	0	n/a	0	n/a
District: 3090 KEENESBURG RE-3(J)						
Students With Disabilities	0	16	12	75.0%	12	75.0%
Limited English Proficient	0	6	6	100.0%	6	100.0%
Economically Disadvantaged	2	39	31	79.5%	31	79.5%
Migrant	0	1	1	100.0%	1	100.0%
Title1	0	0	0	n/a	0	n/a
Homeless	0	0	0	n/a	0	n/a
Gifted and Talented	0	12	12	100.0%	12	100.0%
District: 3100 WINDSOR RE-4						
Students With Disabilities	0	15	10	66.7%	11	73.3%
Limited English Proficient	0	2	2	100.0%	2	100.0%
Economically Disadvantaged	0	10	7	70.0%	9	90.0%
Migrant	0	0	0	n/a	0	n/a
Title1	0	0	0	n/a	0	n/a
Homeless	0	0	0	n/a	0	n/a
Gifted and Talented	0	23	23	100.0%	23	100.0%
District: 3110 JOHNSTOWN-MILLIKEN RE-5J						
Students With Disabilities	1	7	5	71.4%	5	71.4%



Limited English Proficient	3	17	14	82.4%	14	82.4%
Economically Disadvantaged	1	20	17	85.0%	18	90.0%
Migrant	0	0	0	n/a	0	n/a
Title1	0	0	0	n/a	0	n/a
Homeless	0	0	0	n/a	0	n/a
Gifted and Talented	0	0	0	n/a	0	n/a

District: 3120 GREELEY 6


Students With Disabilities	12	173	103	59.5%	112	64.7%
Limited English Proficient	12	107	65	60.7%	65	60.7%
Economically Disadvantaged	49	391	262	67.0%	282	72.1%



06/25/2007
10:00

Page: 31

	GRAD BASE ADJUSTMENTS	FINAL GRAD BASE	GRADUATES	GRADUATION RATE	COMPLETERS TOTAL	COMPLETION RATE
Migrant	5	50	31	62.0%	32	64.0%
Title1	0	0	0	n/a	0	n/a
Homeless	1	5	3	60.0%	3	60.0%
Gifted and Talented	2	150	142	94.7%	146	97.3%
District: 3130 PLATTE VALLEY RE-7						
Students With Disabilities	0	11	9	81.8%	9	81.8%
Limited English Proficient	0	5	5	100.0%	5	100.0%
Economically Disadvantaged	1	27	23	85.2%	25	92.6%
Migrant	0	3	2	66.7%	2	66.7%
Title1	0	0	0	n/a	0	n/a
Homeless	0	0	0	n/a	0	n/a
Gifted and Talented	0	0	0	n/a	0	n/a
District: 3140 WELD COUNTY S/D RE-8						
Students With Disabilities	2	17	15	88.2%	15	88.2%
Limited English Proficient	2	43	37	86.0%	37	86.0%
Economically Disadvantaged	4	71	59	83.1%	59	83.1%
Migrant	0	12	10	83.3%	10	83.3%
Title1	0	0	0	n/a	0	n/a
Homeless	0	0	0	n/a	0	n/a
Gifted and Talented	0	25	24	96.0%	25	100.0%
District: 3145 AULT-HIGHLAND RE-9						
Students With Disabilities	1	7	6	85.7%	6	85.7%
Limited English Proficient	1	0	0	n/a	0	n/a
Economically Disadvantaged	3	23	18	78.3%	19	82.6%
Migrant	0	1	1	100.0%	1	100.0%
Title1	0	0	0	n/a	0	n/a
Homeless	0	0	0	n/a	0	n/a
Gifted and Talented	0	0	0	n/a	0	n/a
District: 3146 BRIGGS DALE RE-10						
Students With Disabilities	0	2	2	100.0%	2	100.0%
Limited English Proficient	0	0	0	n/a	0	n/a
Economically Disadvantaged	1	6	6	100.0%	6	100.0%
Migrant	0	0	0	n/a	0	n/a
Title1	0	0	0	n/a	0	n/a
Homeless	0	0	0	n/a	0	n/a
Gifted and Talented	0	0	0	n/a	0	n/a
District: 3147 PRAIRIE RE-11						
Students With Disabilities	0	1	0	0.0%	1	100.0%



Limited English Proficient	0	0	0	n/a	0	n/a
Economically Disadvantaged	0	3	2	66.7%	3	100.0%
Migrant	0	0	0	n/a	0	n/a
Title1	0	1	1	100.0%	1	100.0%
Homeless	0	0	0	n/a	0	n/a
Gifted and Talented	0	0	0	n/a	0	n/a

District: 3148 PAWNEE RE-12

Students With Disabilities	0	4	3	75.0%	4	100.0%
Limited English Proficient	0	0	0	n/a	0	n/a
Economically Disadvantaged	0	8	6	75.0%	8	100.0%



06/25/2007
10:00

Page: 32

	GRAD BASE ADJUSTMENTS	FINAL GRAD BASE	GRADUATES	GRADUATION RATE	COMPLETERS TOTAL	COMPLETION RATE
Migrant	0	0	0	n/a	0	n/a
Title1	0	13	10	76.9%	12	92.3%
Homeless	0	0	0	n/a	0	n/a
Gifted and Talented	0	0	0	n/a	0	n/a
COUNTY : 63 YUMA						
District: 3200 YUMA 1						
Students With Disabilities	0	12	6	50.0%	6	50.0%
Limited English Proficient	0	16	10	62.5%	10	62.5%
Economically Disadvantaged	3	28	22	78.6%	22	78.6%
Migrant	0	4	4	100.0%	4	100.0%
Title1	0	0	0	n/a	0	n/a
Homeless	0	0	0	n/a	0	n/a
Gifted and Talented	0	0	0	n/a	0	n/a
District: 3210 WRAY RD-2						
Students With Disabilities	0	6	5	83.3%	5	83.3%
Limited English Proficient	0	2	0	0.0%	2	100.0%
Economically Disadvantaged	1	22	19	86.4%	21	95.5%
Migrant	0	0	0	n/a	0	n/a
Title1	0	0	0	n/a	0	n/a
Homeless	0	2	1	50.0%	2	100.0%
Gifted and Talented	0	4	4	100.0%	4	100.0%
District: 3220 IDALIA RJ-3						
Students With Disabilities	0	0	0	n/a	0	n/a
Limited English Proficient	0	0	0	n/a	0	n/a
Economically Disadvantaged	0	3	3	100.0%	3	100.0%
Migrant	0	1	1	100.0%	1	100.0%
Title1	0	0	0	n/a	0	n/a
Homeless	0	0	0	n/a	0	n/a
Gifted and Talented	0	3	3	100.0%	3	100.0%
District: 3230 LIBERTY J-4						
Students With Disabilities	0	1	0	0.0%	1	100.0%
Limited English Proficient	0	0	0	n/a	0	n/a
Economically Disadvantaged	0	4	4	100.0%	4	100.0%
Migrant	0	0	0	n/a	0	n/a
Title1	0	0	0	n/a	0	n/a
Homeless	0	0	0	n/a	0	n/a
Gifted and Talented	0	0	0	n/a	0	n/a
COUNTY : 98 NONE						

District: 8001 CHARTER SCHOOL INSTITUTE

Students With Disabilities	0	0	0	n/a	0	n/a
Limited English Proficient	0	0	0	n/a	0	n/a
Economically Disadvantaged	0	0	0	n/a	0	n/a
Migrant	0	0	0	n/a	0	n/a
Title1	0	0	0	n/a	0	n/a
Homeless	0	0	0	n/a	0	n/a
Gifted and Talented	0	0	0	n/a	0	n/a


COUNTY : 90 COLORADO BOCS



06/25/2007
10:00

Page: 33

	GRAD BASE ADJUSTMENTS	FINAL GRAD BASE	GRADUATES	GRADUATION RATE	COMPLETERS TOTAL	COMPLETION RATE
District: 9025 EAST CENTRAL BOCES						
Students With Disabilities	0	0	0	n/a	0	n/a
Limited English Proficient	0	0	0	n/a	0	n/a
Economically Disadvantaged	0	0	0	n/a	0	n/a
Migrant	0	0	0	n/a	0	n/a
Title1	0	0	0	n/a	0	n/a
Homeless	0	0	0	n/a	0	n/a
Gifted and Talented	0	0	0	n/a	0	n/a
District: 9030 MOUNTAIN BOCES						
Students With Disabilities	1	8	3	37.5%	4	50.0%
Limited English Proficient	0	1	1	100.0%	1	100.0%
Economically Disadvantaged	0	14	8	57.1%	8	57.1%
Migrant	0	0	0	n/a	0	n/a
Title1	0	0	0	n/a	0	n/a
Homeless	0	0	0	n/a	0	n/a
Gifted and Talented	0	0	0	n/a	0	n/a
District: 9035 CENTENNIAL BOCES						
Students With Disabilities	1	7	2	28.6%	2	28.6%
Limited English Proficient	0	0	0	n/a	0	n/a
Economically Disadvantaged	0	17	13	76.5%	15	88.2%
Migrant	0	0	0	n/a	0	n/a
Title1	0	0	0	n/a	0	n/a
Homeless	0	13	9	69.2%	11	84.6%
Gifted and Talented	0	0	0	n/a	0	n/a
District: 9040 NORTHEAST BOCES						
Students With Disabilities	0	0	0	n/a	0	n/a
Limited English Proficient	0	0	0	n/a	0	n/a
Economically Disadvantaged	0	0	0	n/a	0	n/a
Migrant	0	0	0	n/a	0	n/a
Title1	0	0	0	n/a	0	n/a
Homeless	0	0	0	n/a	0	n/a
Gifted and Talented	0	0	0	n/a	0	n/a
District: 9045 PIKES PEAK BOCES						
Students With Disabilities	0	0	0	n/a	0	n/a
Limited English Proficient	0	0	0	n/a	0	n/a
Economically Disadvantaged	0	0	0	n/a	0	n/a
Migrant	0	0	0	n/a	0	n/a
Title1	0	0	0	n/a	0	n/a



Homeless	0	0	0	n/a	0	n/a
Gifted and Talented	0	0	0	n/a	0	n/a

District: 9050 SAN JUAN BOCS


Students With Disabilities	0	0	0	n/a	0	n/a
Limited English Proficient	0	0	0	n/a	0	n/a
Economically Disadvantaged	0	0	0	n/a	0	n/a
Migrant	0	0	0	n/a	0	n/a
Title1	0	0	0	n/a	0	n/a
Homeless	0	0	0	n/a	0	n/a
Gifted and Talented	0	0	0	n/a	0	n/a



06/25/2007
10:00

Page: 34

	GRAD BASE ADJUSTMENTS	FINAL GRAD BASE	GRADUATES	GRADUATION RATE	COMPLETERS TOTAL	COMPLETION RATE
District: 9055 SAN LUIS VALLEY BOCES						
Students With Disabilities	0	0	0	n/a	0	n/a
Limited English Proficient	0	0	0	n/a	0	n/a
Economically Disadvantaged	0	0	0	n/a	0	n/a
Migrant	0	0	0	n/a	0	n/a
Title1	0	0	0	n/a	0	n/a
Homeless	0	0	0	n/a	0	n/a
Gifted and Talented	0	0	0	n/a	0	n/a
District: 9060 SOUTH CENTRAL BOCES						
Students With Disabilities	0	0	0	n/a	0	n/a
Limited English Proficient	0	0	0	n/a	0	n/a
Economically Disadvantaged	0	0	0	n/a	0	n/a
Migrant	0	0	0	n/a	0	n/a
Title1	0	0	0	n/a	0	n/a
Homeless	0	0	0	n/a	0	n/a
Gifted and Talented	0	0	0	n/a	0	n/a
District: 9075 SOUTHEASTERN BOCES						
Students With Disabilities	0	0	0	n/a	0	n/a
Limited English Proficient	0	0	0	n/a	0	n/a
Economically Disadvantaged	0	0	0	n/a	0	n/a
Migrant	0	0	0	n/a	0	n/a
Title1	0	0	0	n/a	0	n/a
Homeless	0	0	0	n/a	0	n/a
Gifted and Talented	0	0	0	n/a	0	n/a
District: 9080 SOUTHWEST BOCES						
Students With Disabilities	0	0	0	n/a	0	n/a
Limited English Proficient	0	0	0	n/a	0	n/a
Economically Disadvantaged	0	0	0	n/a	0	n/a
Migrant	0	0	0	n/a	0	n/a
Title1	0	0	0	n/a	0	n/a
Homeless	0	0	0	n/a	0	n/a
Gifted and Talented	0	0	0	n/a	0	n/a
District: 9095 NORTHWEST COLO BOCES						
Students With Disabilities	0	0	0	n/a	0	n/a
Limited English Proficient	0	0	0	n/a	0	n/a
Economically Disadvantaged	0	0	0	n/a	0	n/a
Migrant	0	0	0	n/a	0	n/a
Title1	0	0	0	n/a	0	n/a



Homeless	0	0	0	n/a	0	n/a
Gifted and Talented	0	0	0	n/a	0	n/a

District: 9110 LARIMER BOCES

Students With Disabilities	0	0	0	n/a	0	n/a
Limited English Proficient	0	0	0	n/a	0	n/a
Economically Disadvantaged	0	0	0	n/a	0	n/a
Migrant	0	0	0	n/a	0	n/a
Title1	0	0	0	n/a	0	n/a
Homeless	0	0	0	n/a	0	n/a
Gifted and Talented	0	0	0	n/a	0	n/a



06/25/2007
10:00

Page: 35

	GRAD BASE ADJUSTMENTS	FINAL GRAD BASE	GRADUATES	GRADUATION RATE	COMPLETERS TOTAL	COMPLETION RATE
District: 9120 ADAMS COUNTY BOCES						
Students With Disabilities	0	0	0	n/a	0	n/a
Limited English Proficient	0	0	0	n/a	0	n/a
Economically Disadvantaged	0	0	0	n/a	0	n/a
Migrant	0	0	0	n/a	0	n/a
Title1	0	0	0	n/a	0	n/a
Homeless	0	0	0	n/a	0	n/a
Gifted and Talented	0	0	0	n/a	0	n/a
District: 9125 RIO BLANCO BOCES						
Students With Disabilities	0	0	0	n/a	0	n/a
Limited English Proficient	0	0	0	n/a	0	n/a
Economically Disadvantaged	0	0	0	n/a	0	n/a
Migrant	0	0	0	n/a	0	n/a
Title1	0	0	0	n/a	0	n/a
Homeless	0	0	0	n/a	0	n/a
Gifted and Talented	0	0	0	n/a	0	n/a
District: 9130 EXPEDITIONARY BOCES						
Students With Disabilities	0	2	2	100.0%	2	100.0%
Limited English Proficient	0	0	0	n/a	0	n/a
Economically Disadvantaged	0	2	2	100.0%	2	100.0%
Migrant	0	0	0	n/a	0	n/a
Title1	0	0	0	n/a	0	n/a
Homeless	0	0	0	n/a	0	n/a
Gifted and Talented	0	0	0	n/a	0	n/a
District: 9135 GRAND VALLEY BOCES						
Students With Disabilities	0	0	0	n/a	0	n/a
Limited English Proficient	0	0	0	n/a	0	n/a
Economically Disadvantaged	0	0	0	n/a	0	n/a
Migrant	0	0	0	n/a	0	n/a
Title1	0	0	0	n/a	0	n/a
Homeless	0	0	0	n/a	0	n/a
Gifted and Talented	0	0	0	n/a	0	n/a
District: 9140 MT EVANS BOCES						
Students With Disabilities	0	0	0	n/a	0	n/a
Limited English Proficient	0	0	0	n/a	0	n/a
Economically Disadvantaged	0	0	0	n/a	0	n/a
Migrant	0	0	0	n/a	0	n/a
Title1	0	0	0	n/a	0	n/a

Homeless	0	0	0	n/a	0	n/a
Gifted and Talented	0	0	0	n/a	0	n/a

District: 9145 UNCOMPAHGRE BOCS


Students With Disabilities	0	0	0	n/a	0	n/a
Limited English Proficient	0	0	0	n/a	0	n/a
Economically Disadvantaged	0	0	0	n/a	0	n/a
Migrant	0	0	0	n/a	0	n/a
Title1	0	0	0	n/a	0	n/a
Homeless	0	0	0	n/a	0	n/a
Gifted and Talented	0	0	0	n/a	0	n/a



06/25/2007
10:00

Page: 36

	GRAD BASE ADJUSTMENTS	FINAL GRAD BASE	GRADUATES	GRADUATION RATE	COMPLETERS TOTAL	COMPLETION RATE
District: 9150 SANTA FE TRAIL BOCES						
Students With Disabilities	0	0	0	n/a	0	n/a
Limited English Proficient	0	0	0	n/a	0	n/a
Economically Disadvantaged	0	0	0	n/a	0	n/a
Migrant	0	0	0	n/a	0	n/a
Title1	0	0	0	n/a	0	n/a
Homeless	0	0	0	n/a	0	n/a
Gifted and Talented	0	0	0	n/a	0	n/a
District: 9160 FRONT RANGE BOCES						
Students With Disabilities	0	0	0	n/a	0	n/a
Limited English Proficient	0	0	0	n/a	0	n/a
Economically Disadvantaged	0	0	0	n/a	0	n/a
Migrant	0	0	0	n/a	0	n/a
Title1	0	0	0	n/a	0	n/a
Homeless	0	0	0	n/a	0	n/a
Gifted and Talented	0	0	0	n/a	0	n/a
District: 9165 UTE PASS BOCES						
Students With Disabilities	0	0	0	n/a	0	n/a
Limited English Proficient	0	0	0	n/a	0	n/a
Economically Disadvantaged	0	0	0	n/a	0	n/a
Migrant	0	0	0	n/a	0	n/a
Title1	0	0	0	n/a	0	n/a
Homeless	0	0	0	n/a	0	n/a
Gifted and Talented	0	0	0	n/a	0	n/a



06/25/2007
10:00

Page: 37

	GRAD BASE ADJUSTMENTS	FINAL GRAD BASE	GRADUATES	GRADUATION RATE	COMPLETERS TOTAL	COMPLETION RATE
STATE TOTALS (All Schools)						
Students With Disabilities	430	5,188	3,555	68.5%	3,821	73.7%
Limited English Proficient	298	3,809	2,511	65.9%	2,597	68.2%
Economically Disadvantaged	1,130	13,199	9,201	69.7%	10,005	75.8%
Migrant	43	509	359	70.5%	362	71.1%
Title1	207	2,508	1,524	60.8%	1,756	70.0%
Homeless	39	711	408	57.4%	451	63.4%
Gifted and Talented	61	4,432	4,172	94.1%	4,283	96.6%



