



8/29/2006 Colorado Department of Education
 4:14 Data Summary Report File: seyldb9state.lis
 2004-2005 Student End of Year
 STATE GRADUATION RATE BY SCHOOL AND
 IPST CATEGORY

COUNTY	GRAD BASE ADJUSTMENTS	GRADUATION BASE	GRADUATES	GRADUATION RATE	COMPLETERS	COMPLETION RATE
:			1 ADAMS			
District:	0010	MAPLETON	1			
#2#4#5*	0204	Alternative	School			
Students With Disabilities		0	0	0	n/a	0
Limited English Proficient		0	0	0	n/a	0
Economically Disadvantaged		0	0	0	n/a	0
Migrant		0	0	0	n/a	0
Title1		0	0	0	n/a	0
Homeless		0	0	0	n/a	0
Gifted and Talented		0	0	0	n/a	0
#2	3960	Skyview	High	School		
Students With Disabilities		6	35	15	42.90%	15
Limited English Proficient		1	56	38	67.90%	38
Economically Disadvantaged		9	94	64	68.10%	64
Migrant		0	6	4	66.70%	4
Title1		0	0	0	n/a	0
Homeless		0	3	0	0.00%	0
Gifted and Talented		0	6	6	100.00%	6
DISTRICT TOTALS (All Schools)						
Students With Disabilities		6	35	15	42.90%	15
Limited English Proficient		1	56	38	67.90%	38
Economically Disadvantaged		9	94	64	68.10%	64
Migrant		0	6	4	66.70%	4
Title1		0	0	0	n/a	0
Homeless		0	3	0	0.00%	0
Gifted and Talented		0	6	6	100.00%	6




8/29/2006 Colorado Department of Education
 4:14 Data Summary Report File: seyldb9state.lis
 2004-2005 Student End of Year
 STATE GRADUATION RATE BY SCHOOL AND
 IPST CATEGORY

	GRAD BASE ADJUSTMENTS	GRADUATION BASE	GRADUATES	GRADUATION RATE	COMPLETERS	COMPLETION RATE
District:	0020	ADAMS	12	FIVE STAR		SCHOOLS
#2	0015	Academy	Of	Charter Schools		
Students With Disabilities	0	1	1	100.00%	1	100.00%
Limited English Proficient	0	0	0	n/a	0	n/a
Economically Disadvantaged	0	11	9	81.80%	9	81.80%
Migrant	0	0	0	n/a	0	n/a
Title1	0	0	0	n/a	0	n/a
Homeless	0	2	2	100.00%	2	100.00%
Gifted and Talented	0	2	2	100.00%	2	100.00%
#1#4#5*	0036	High	Plains	High School		
Students With Disabilities	0	0	0	n/a	0	n/a
Limited English Proficient	0	0	0	n/a	0	n/a
Economically Disadvantaged	0	0	0	n/a	0	n/a
Migrant	0	0	0	n/a	0	n/a
Title1	0	0	0	n/a	0	n/a
Homeless	0	0	0	n/a	0	n/a
Gifted and Talented	0	0	0	n/a	0	n/a
#2#4	0210	Vantage	Point			
Students With Disabilities	0	8	4	50.00%	4	50.00%
Limited English Proficient	0	5	3	60.00%	3	60.00%
Economically Disadvantaged	0	14	8	57.10%	8	57.10%
Migrant	0	1	0	0.00%	0	0.00%
Title1	2	1	1	100.00%	1	100.00%
Homeless	0	1	0	0.00%	0	0.00%
Gifted and Talented	0	1	1	100.00%	1	100.00%
#1	1752	Colorado	Virtual	Academy (Cova)		



8/29/2006 Colorado Department of Education
 4:14 Data Summary Report File: seyrd9state.lis
 2004-2005 Student End of Year
 STATE GRADUATION RATE BY SCHOOL AND
 IPST CATEGORY

	GRAD BASE ADJUSTMENTS	GRADUATION BASE	GRADUATES	GRADUATION RATE	COMPLETERS	COMPLETION RATE	
Students With Disabilities		0	0	n/a	0	n/a	
Limited English Proficient		0	0	n/a	0	n/a	
Economically Disadvantaged		0	0	n/a	0	n/a	
Migrant		0	0	n/a	0	n/a	
Title1		0	0	n/a	0	n/a	
Homeless		0	0	n/a	0	n/a	
Gifted and Talented		0	0	n/a	0	n/a	
#2	4108	Horizon	High	School			
Students With Disabilities		0	41	33	80.50%	36	87.80%
Limited English Proficient		0	19	18	94.70%	18	94.70%
Economically Disadvantaged		1	30	25	83.30%	26	86.70%
Migrant		0	1	1	100.00%	1	100.00%
Title1		0	0	0	n/a	0	n/a
Homeless		0	1	1	100.00%	1	100.00%
Gifted and Talented		0	21	21	100.00%	21	100.00%
#2	5043	Legacy	High	School			
Students With Disabilities		3	37	29	78.40%	33	89.20%
Limited English Proficient		0	8	8	100.00%	8	100.00%
Economically Disadvantaged		3	41	31	75.60%	33	80.50%
Migrant		0	0	0	n/a	0	n/a
Title1		0	0	0	n/a	0	n/a
Homeless		0	4	3	75.00%	3	75.00%
Gifted and Talented		0	35	32	91.40%	34	97.10%
#2	5816	Thornton	High	School			
Students With Disabilities		3	42	29	69.00%	34	81.00%
Limited English Proficient		2	56	49	87.50%	49	87.50%




8/29/2006 Colorado Department of Education
 4:14 Data Summary Report File: seyrd9state.lis
 2004-2005 Student End of Year
 STATE GRADUATION RATE BY SCHOOL AND
 IPST CATEGORY

	GRAD BASE ADJUSTMENTS	GRADUATION BASE	GRADUATES	GRADUATION RATE	COMPLETERS	COMPLETION RATE	
Economically Disadvantaged		5	89	79	88.80%	81	91.00%
Migrant		0	10	8	80.00%	8	80.00%
Title1		0	0	0	n/a	0	n/a
Homeless		0	5	4	80.00%	4	80.00%
Gifted and Talented		0	37	37	100.00%	37	100.00%
#2	6402		Northglenn	High	School		
Students With Disabilities		7	46	30	65.20%	35	76.10%
Limited English Proficient		0	59	48	81.40%	49	83.10%
Economically Disadvantaged		7	98	78	79.60%	82	83.70%
Migrant		1	7	6	85.70%	6	85.70%
Title1		2	15	11	73.30%	11	73.30%
Homeless		0	4	1	25.00%	1	25.00%
Gifted and Talented		0	9	9	100.00%	9	100.00%
#1	6949		Pinnacle	Charter	High School		
Students With Disabilities		0	0	0	n/a	0	n/a
Limited English Proficient		0	0	0	n/a	0	n/a
Economically Disadvantaged		0	1	1	100.00%	1	100.00%
Migrant		0	0	0	n/a	0	n/a
Title1		0	0	0	n/a	0	n/a
Homeless		0	0	0	n/a	0	n/a
Gifted and Talented		0	0	0	n/a	0	n/a
#2#5*	6950		Pinnacle	Charter	School		
Students With Disabilities		0	0	0	n/a	0	n/a
Limited English Proficient		0	0	0	n/a	0	n/a
Economically Disadvantaged		0	0	0	n/a	0	n/a
Migrant		0	0	0	n/a	0	n/a


8/29/2006 Colorado Department of Education
 4:14 Data Summary Report File: seyldb9state.lis
 2004-2005 Student End of Year
 STATE GRADUATION RATE BY SCHOOL AND
 IPST CATEGORY

	GRAD BASE ADJUSTMENTS	GRADUATION BASE	GRADUATES	GRADUATION RATE	COMPLETERS	COMPLETION RATE
Title1		0	0	n/a	0	n/a
Homeless		0	0	n/a	0	n/a
Gifted and Talented		0	0	n/a	0	n/a
#1#5*	9155	Bollman	Occupational	Center		
Students With Disabilities		0	0	n/a	0	n/a
Limited English Proficient		0	0	n/a	0	n/a
Economically Disadvantaged		0	0	n/a	0	n/a
Migrant		0	0	n/a	0	n/a
Title1		0	0	n/a	0	n/a
Homeless		0	0	n/a	0	n/a
Gifted and Talented		0	0	n/a	0	n/a
DISTRICT TOTALS (All Schools)						
Students With Disabilities	13	175	126	72.00%	143	81.70%
Limited English Proficient	2	147	126	85.70%	127	86.40%
Economically Disadvantaged	16	284	231	81.30%	240	84.50%
Migrant	1	19	15	78.90%	15	78.90%
Title1	4	16	12	75.00%	12	75.00%
Homeless	0	17	11	64.70%	11	64.70%
Gifted and Talented	0	105	102	97.10%	104	99.00%
District:	0030	ADAMS	COUNTY	14		
#2#4	0022	Lester	R	Arnold High		School
Students With Disabilities	1	4	4	100.00%	4	100.00%
Limited English Proficient	0	0	0	n/a	0	n/a
Economically Disadvantaged	0	14	8	57.10%	8	57.10%
Migrant	0	3	0	0.00%	0	0.00%
Title1	1	8	7	87.50%	7	87.50%




8/29/2006 Colorado Department of Education
 4:14 Data Summary Report File: seyrd9state.lis
 2004-2005 Student End of Year
 STATE GRADUATION RATE BY SCHOOL AND
 IPST CATEGORY

	GRAD BASE ADJUSTMENTS	GRADUATION BASE	GRADUATES	GRADUATION RATE	COMPLETERS	COMPLETION RATE
Homeless		0	0	n/a	0	n/a
Gifted and Talented		0	0	n/a	0	n/a
#2	0024	Adams	City	High School		
Students With Disabilities		4	21	18	85.70%	18
Limited English Proficient		3	52	45	86.50%	45
Economically Disadvantaged		8	149	133	89.30%	133
Migrant		0	13	12	92.30%	12
Title1		6	45	39	86.70%	39
Homeless		0	0	n/a	0	n/a
Gifted and Talented		0	21	21	100.00%	21
#1#4	6245	New	America	School		
Students With Disabilities		0	0	0	n/a	0
Limited English Proficient		0	0	0	n/a	0
Economically Disadvantaged		0	1	0	0.00%	0
Migrant		0	1	0	0.00%	0
Title1		0	0	0	n/a	0
Homeless		0	0	0	n/a	0
Gifted and Talented		0	0	0	n/a	0
DISTRICT TOTALS (All Schools)						
Students With Disabilities		5	25	22	88.00%	22
Limited English Proficient		3	52	45	86.50%	45
Economically Disadvantaged		8	164	141	86.00%	141
Migrant		0	17	12	70.60%	12
Title1		7	53	46	86.80%	46
Homeless		0	0	0	n/a	0
Gifted and Talented		0	21	21	100.00%	21




8/29/2006 Colorado Department of Education
 4:14 Data Summary Report File: seyldb9state.lis
 2004-2005 Student End of Year
 STATE GRADUATION RATE BY SCHOOL AND
 IPST CATEGORY

	GRAD BASE ADJUSTMENTS	GRADUATION BASE	GRADUATES	GRADUATION RATE	COMPLETERS	COMPLETION RATE
District:	0040	BRIGHTON	27J			
#2#4	1021	Brighton	Heritage	Academy		
Students With Disabilities	0	3	1	33.30%	1	33.30%
Limited English Proficient	0	11	3	27.30%	3	27.30%
Economically Disadvantaged	0	8	1	12.50%	1	12.50%
Migrant	0	3	0	0.00%	0	0.00%
Title1	0	0	0	n/a	0	n/a
Homeless	0	1	0	0.00%	0	0.00%
Gifted and Talented	0	0	0	n/a	0	n/a
#2	1022	Brighton	High	School		
Students With Disabilities	1	31	23	74.20%	23	74.20%
Limited English Proficient	0	52	48	92.30%	48	92.30%
Economically Disadvantaged	0	81	78	96.30%	78	96.30%
Migrant	0	14	14	100.00%	14	100.00%
Title1	0	0	0	n/a	0	n/a
Homeless	0	5	5	100.00%	5	100.00%
Gifted and Talented	0	84	83	98.80%	83	98.80%
#2	1027	Brighton	Charter	School		
Students With Disabilities	0	1	1	100.00%	1	100.00%
Limited English Proficient	0	3	3	100.00%	3	100.00%
Economically Disadvantaged	0	5	4	80.00%	4	80.00%
Migrant	0	1	1	100.00%	1	100.00%
Title1	0	0	0	n/a	0	n/a
Homeless	0	0	0	n/a	0	n/a
Gifted and Talented	0	0	0	n/a	0	n/a
DISTRICT TOTALS (All Schools)						




8/29/2006 Colorado Department of Education
 4:14 Data Summary Report File: seyrd9state.lis
 2004-2005 Student End of Year
 STATE GRADUATION RATE BY SCHOOL AND
 IPST CATEGORY

	GRAD BASE ADJUSTMENTS	GRADUATION BASE	GRADUATES	GRADUATION RATE	COMPLETERS	COMPLETION RATE	
Students With Disabilities		1	35	25	71.40%	25	71.40%
Limited English Proficient		0	66	54	81.80%	54	81.80%
Economically Disadvantaged		0	94	83	88.30%	83	88.30%
Migrant		0	18	15	83.30%	15	83.30%
Title1		0	0	0	n/a	0	n/a
Homeless		0	6	5	83.30%	5	83.30%
Gifted and Talented		0	84	83	98.80%	83	98.80%
District:	0050	BENNETT		29J			
#2	0775	Bennett		High	School		
Students With Disabilities		0	5	5	100.00%	5	100.00%
Limited English Proficient		0	0	0	n/a	0	n/a
Economically Disadvantaged		0	9	9	100.00%	9	100.00%
Migrant		0	0	0	n/a	0	n/a
Title1		0	1	1	100.00%	1	100.00%
Homeless		0	0	0	n/a	0	n/a
Gifted and Talented		0	0	0	n/a	0	n/a
DISTRICT TOTALS (All Schools)							
Students With Disabilities		0	5	5	100.00%	5	100.00%
Limited English Proficient		0	0	0	n/a	0	n/a
Economically Disadvantaged		0	9	9	100.00%	9	100.00%
Migrant		0	0	0	n/a	0	n/a
Title1		0	1	1	100.00%	1	100.00%
Homeless		0	0	0	n/a	0	n/a
Gifted and Talented		0	0	0	n/a	0	n/a
District:	0060	STRASBURG		31J			
#2#4	7133	Prairie		Creeks	Charter School		




8/29/2006 Colorado Department of Education
 4:14 Data Summary Report File: seyldb9state.lis
 2004-2005 Student End of Year
 STATE GRADUATION RATE BY SCHOOL AND
 IPST CATEGORY

	GRAD BASE ADJUSTMENTS	GRADUATION BASE	GRADUATES	GRADUATION RATE	COMPLETERS	COMPLETION RATE
Students With Disabilities		0	1	100.00%	1	100.00%
Limited English Proficient		0	0	n/a	0	n/a
Economically Disadvantaged		0	1	0.00%	0	0.00%
Migrant		0	0	n/a	0	n/a
Title1		0	0	n/a	0	n/a
Homeless		0	0	n/a	0	n/a
Gifted and Talented		0	0	n/a	0	n/a
#2	8334					
			Strasburg High	School		
Students With Disabilities		0	8	75.00%	6	75.00%
Limited English Proficient		0	0	n/a	0	n/a
Economically Disadvantaged		0	4	75.00%	3	75.00%
Migrant		0	0	n/a	0	n/a
Title1		0	0	n/a	0	n/a
Homeless		0	0	n/a	0	n/a
Gifted and Talented		0	0	n/a	0	n/a
DISTRICT TOTALS (All Schools)						
Students With Disabilities		0	9	77.80%	7	77.80%
Limited English Proficient		0	0	n/a	0	n/a
Economically Disadvantaged		0	5	60.00%	3	60.00%
Migrant		0	0	n/a	0	n/a
Title1		0	0	n/a	0	n/a
Homeless		0	0	n/a	0	n/a
Gifted and Talented		0	0	n/a	0	n/a
District:	0070		WESTMINSTER		50	
#1#5*	1320		Career	Enrichment	Park	
Students With Disabilities		0	0	n/a	0	n/a




8/29/2006 Colorado Department of Education
 4:14 Data Summary Report File: seyrd9state.lis
 2004-2005 Student End of Year
 STATE GRADUATION RATE BY SCHOOL AND
 IPST CATEGORY

	GRAD BASE ADJUSTMENTS	GRADUATION BASE	GRADUATES	GRADUATION RATE	COMPLETERS	COMPLETION RATE
Limited English Proficient		0	0	n/a	0	n/a
Economically Disadvantaged		0	0	n/a	0	n/a
Migrant		0	0	n/a	0	n/a
Title1		0	0	n/a	0	n/a
Homeless		0	0	n/a	0	n/a
Gifted and Talented		0	0	n/a	0	n/a
#2#4#5*	1322	Alternative	Center	For Education		
Students With Disabilities		0	0	n/a	0	n/a
Limited English Proficient		0	0	n/a	0	n/a
Economically Disadvantaged		0	0	n/a	0	n/a
Migrant		0	0	n/a	0	n/a
Title1		0	0	n/a	0	n/a
Homeless		0	0	n/a	0	n/a
Gifted and Talented		0	0	n/a	0	n/a
#2	4326	Iver	C.	Ranum High		School
Students With Disabilities		3	24	62.50%	15	62.50%
Limited English Proficient		7	71	74.60%	53	74.60%
Economically Disadvantaged		8	121	75.20%	91	75.20%
Migrant		0	8	75.00%	6	75.00%
Title1		0	0	n/a	0	n/a
Homeless		1	6	16.70%	1	16.70%
Gifted and Talented		1	23	95.70%	22	95.70%
#2	9466	Westminster	High	School		
Students With Disabilities		3	17	82.40%	14	82.40%
Limited English Proficient		1	35	80.00%	28	80.00%
Economically Disadvantaged		6	108	82.40%	89	82.40%



8/29/2006 Colorado Department of Education
 4:14 Data Summary Report File: seyldb9state.lis
 2004-2005 Student End of Year
 STATE GRADUATION RATE BY SCHOOL AND
 IPST CATEGORY

	GRAD BASE ADJUSTMENTS	GRADUATION BASE	GRADUATES	GRADUATION RATE	COMPLETERS	COMPLETION RATE
Migrant	0	5	5	100.00%	5	100.00%
Title1	0	0	0	n/a	0	n/a
Homeless	1	3	0	0.00%	0	0.00%
Gifted and Talented	0	19	18	94.70%	18	94.70%
DISTRICT TOTALS (All Schools)						
Students With Disabilities	6	41	29	70.70%	29	70.70%
Limited English Proficient	8	106	81	76.40%	81	76.40%
Economically Disadvantaged	14	229	180	78.60%	180	78.60%
Migrant	0	13	11	84.60%	11	84.60%
Title1	0	0	0	n/a	0	n/a
Homeless	2	9	1	11.10%	1	11.10%
Gifted and Talented	1	42	40	95.20%	40	95.20%
COUNTY	:	2 ALAMOSA				
District:	0100	ALAMOSA	RE-11J			
#2	0118	Alamosa	High	School		
Students With Disabilities	0	6	4	66.70%	4	66.70%
Limited English Proficient	0	7	4	57.10%	4	57.10%
Economically Disadvantaged	2	43	36	83.70%	36	83.70%
Migrant	0	5	3	60.00%	3	60.00%
Title1	0	0	0	n/a	0	n/a
Homeless	0	0	0	n/a	0	n/a
Gifted and Talented	0	0	0	n/a	0	n/a
#2#4	0119	Alamosa	Open	School		
Students With Disabilities	0	1	1	100.00%	1	100.00%
Limited English Proficient	1	0	0	n/a	0	n/a
Economically Disadvantaged	2	16	11	68.80%	11	68.80%



8/29/2006 Colorado Department of Education
 4:14 Data Summary Report File: seyrd9state.lis
 2004-2005 Student End of Year
 STATE GRADUATION RATE BY SCHOOL AND
 IPST CATEGORY

	GRAD BASE ADJUSTMENTS	GRADUATION BASE	GRADUATES	GRADUATION RATE	COMPLETERS	COMPLETION RATE	
Migrant		1	1	0	0.00%	0	0.00%
Title1		0	0	0	n/a	0	n/a
Homeless		0	0	0	n/a	0	n/a
Gifted and Talented		0	0	0	n/a	0	n/a
DISTRICT TOTALS (All Schools)							
Students With Disabilities		0	7	5	71.40%	5	71.40%
Limited English Proficient		1	7	4	57.10%	4	57.10%
Economically Disadvantaged		4	59	47	79.70%	47	79.70%
Migrant		1	6	3	50.00%	3	50.00%
Title1		0	0	0	n/a	0	n/a
Homeless		0	0	0	n/a	0	n/a
Gifted and Talented		0	0	0	n/a	0	n/a
District:	0110	SANGRE DE CRISTO		CRISTO RE-22J			
#2	7630	Sangre De Cristo Undivided High School					
Students With Disabilities		0	1	1	100.00%	1	100.00%
Limited English Proficient		0	0	0	n/a	0	n/a
Economically Disadvantaged		0	14	12	85.70%	12	85.70%
Migrant		0	0	0	n/a	0	n/a
Title1		0	0	0	n/a	0	n/a
Homeless		0	0	0	n/a	0	n/a
Gifted and Talented		0	0	0	n/a	0	n/a
DISTRICT TOTALS (All Schools)							
Students With Disabilities		0	1	1	100.00%	1	100.00%
Limited English Proficient		0	0	0	n/a	0	n/a
Economically Disadvantaged		0	14	12	85.70%	12	85.70%
Migrant		0	0	0	n/a	0	n/a




8/29/2006 Colorado Department of Education
 4:14 Data Summary Report File: seyldb9state.lis
 2004-2005 Student End of Year
 STATE GRADUATION RATE BY SCHOOL AND
 IPST CATEGORY

	GRAD BASE ADJUSTMENTS	GRADUATION BASE	GRADUATES	GRADUATION RATE	COMPLETERS	COMPLETION RATE
Title1		0	0	n/a	0	n/a
Homeless		0	0	n/a	0	n/a
Gifted and Talented		0	0	n/a	0	n/a
COUNTY	:		3 ARAPAHOE			
District:	0120	ENGLEWOOD	1			
#2#4	0206	Colorado'S	Finest	Alternative High		School
Students With Disabilities	1	8	2	25.00%	3	37.50%
Limited English Proficient	0	0	0	n/a	0	n/a
Economically Disadvantaged	0	49	23	46.90%	25	51.00%
Migrant	0	0	0	n/a	0	n/a
Title1	0	0	0	n/a	0	n/a
Homeless	0	13	4	30.80%	6	46.20%
Gifted and Talented	0	0	0	n/a	0	n/a
#2	2746	Englewood	High	School		
Students With Disabilities	2	33	25	75.80%	26	78.80%
Limited English Proficient	0	9	8	88.90%	8	88.90%
Economically Disadvantaged	2	55	45	81.80%	46	83.60%
Migrant	0	0	0	n/a	0	n/a
Title1	0	0	0	n/a	0	n/a
Homeless	0	8	8	100.00%	8	100.00%
Gifted and Talented	0	0	0	n/a	0	n/a
DISTRICT TOTALS (All Schools)						
Students With Disabilities	3	41	27	65.90%	29	70.70%
Limited English Proficient	0	9	8	88.90%	8	88.90%
Economically Disadvantaged	2	104	68	65.40%	71	68.30%
Migrant	0	0	0	n/a	0	n/a


8/29/2006 Colorado Department of Education
 4:14 Data Summary Report File: seyldb9state.lis
 2004-2005 Student End of Year
 STATE GRADUATION RATE BY SCHOOL AND
 IPST CATEGORY

	GRAD BASE ADJUSTMENTS	GRADUATION BASE	GRADUATES	GRADUATION RATE	COMPLETERS	COMPLETION RATE
Title1		0	0	n/a	0	n/a
Homeless		0	21	57.10%	14	66.70%
Gifted and Talented		0	0	n/a	0	n/a
District:	0123	SHERIDAN				
#2	7842	Sheridan	High	School		
Students With Disabilities		0	11	81.80%	9	81.80%
Limited English Proficient		1	21	76.20%	16	76.20%
Economically Disadvantaged		1	34	85.30%	29	85.30%
Migrant		0	1	100.00%	1	100.00%
Title1		0	0	n/a	0	n/a
Homeless		0	2	50.00%	1	50.00%
Gifted and Talented		0	13	92.30%	12	92.30%
DISTRICT TOTALS (All Schools)						
Students With Disabilities		0	11	81.80%	9	81.80%
Limited English Proficient		1	21	76.20%	16	76.20%
Economically Disadvantaged		1	34	85.30%	29	85.30%
Migrant		0	1	100.00%	1	100.00%
Title1		0	0	n/a	0	n/a
Homeless		0	2	50.00%	1	50.00%
Gifted and Talented		0	13	92.30%	12	92.30%
District:	0130	CHERRY CREEK			5	
#1	1551	Cherokee	Trail	High School		
Students With Disabilities		0	0	n/a	0	n/a
Limited English Proficient		0	0	n/a	0	n/a
Economically Disadvantaged		0	0	n/a	0	n/a
Migrant		0	0	n/a	0	n/a




8/29/2006 Colorado Department of Education
 4:14 Data Summary Report File: seyldb9state.lis
 2004-2005 Student End of Year
 STATE GRADUATION RATE BY SCHOOL AND
 IPST CATEGORY

	GRAD BASE ADJUSTMENTS	GRADUATION BASE	GRADUATES	GRADUATION RATE	COMPLETERS	COMPLETION RATE
Title1		0	0	n/a	0	n/a
Homeless		0	0	n/a	0	n/a
Gifted and Talented		0	0	n/a	0	n/a
#2	1570	Cherry	Creek	High School		
Students With Disabilities		0	84	92.90%	78	92.90%
Limited English Proficient		0	12	100.00%	12	100.00%
Economically Disadvantaged		1	25	100.00%	25	100.00%
Migrant		0	0	n/a	0	n/a
Title1		0	0	n/a	0	n/a
Homeless		0	0	n/a	0	n/a
Gifted and Talented		0	138	99.30%	137	99.30%
#2	2357	Eaglecrest	High	School		
Students With Disabilities		2	88	83.00%	73	83.00%
Limited English Proficient		0	6	100.00%	6	100.00%
Economically Disadvantaged		0	74	82.40%	61	82.40%
Migrant		0	0	n/a	0	n/a
Title1		0	1	100.00%	1	100.00%
Homeless		0	0	n/a	0	n/a
Gifted and Talented		0	50	100.00%	50	100.00%
#2	3589	Grandview	High	School		
Students With Disabilities		0	68	91.20%	62	91.20%
Limited English Proficient		0	12	100.00%	12	100.00%
Economically Disadvantaged		0	33	81.80%	27	81.80%
Migrant		0	0	n/a	0	n/a
Title1		0	0	n/a	0	n/a
Homeless		0	0	n/a	0	n/a




8/29/2006 Colorado Department of Education
 4:14 Data Summary Report File: seyldb9state.lis
 2004-2005 Student End of Year
 STATE GRADUATION RATE BY SCHOOL AND
 IPST CATEGORY

	GRAD BASE ADJUSTMENTS	GRADUATION BASE	GRADUATES	GRADUATION RATE	COMPLETERS	COMPLETION RATE	
Gifted and Talented		0	51	51	100.00%	51	100.00%
#2#5*	4461	Joliet	Complex				
Students With Disabilities	0	0	0	n/a	0	n/a	
Limited English Proficient	0	0	0	n/a	0	n/a	
Economically Disadvantaged	0	0	0	n/a	0	n/a	
Migrant	0	0	0	n/a	0	n/a	
Title1	0	0	0	n/a	0	n/a	
Homeless	0	0	0	n/a	0	n/a	
Gifted and Talented	0	0	0	n/a	0	n/a	
#2	6625	Overland	High	School			
Students With Disabilities	3	59	46	78.00%	46	78.00%	
Limited English Proficient	0	30	28	93.30%	28	93.30%	
Economically Disadvantaged	3	123	112	91.10%	112	91.10%	
Migrant	0	0	0	n/a	0	n/a	
Title1	0	0	0	n/a	0	n/a	
Homeless	0	0	0	n/a	0	n/a	
Gifted and Talented	0	46	44	95.70%	44	95.70%	
#1#4#5*	7162	P.R.E.P.	(Alternative)	High School			
Students With Disabilities	0	0	0	n/a	0	n/a	
Limited English Proficient	0	0	0	n/a	0	n/a	
Economically Disadvantaged	0	0	0	n/a	0	n/a	
Migrant	0	0	0	n/a	0	n/a	
Title1	0	0	0	n/a	0	n/a	
Homeless	0	0	0	n/a	0	n/a	
Gifted and Talented	0	0	0	n/a	0	n/a	
#2	8020	Smoky	Hill	High School			




8/29/2006 Colorado Department of Education
 4:14 Data Summary Report File: seyldb9state.lis
 2004-2005 Student End of Year
 STATE GRADUATION RATE BY SCHOOL AND
 IPST CATEGORY

	GRAD BASE ADJUSTMENTS	GRADUATION BASE	GRADUATES	GRADUATION RATE	COMPLETERS	COMPLETION RATE	
Students With Disabilities		0	80	57	71.30%	57	71.30%
Limited English Proficient		0	17	17	100.00%	17	100.00%
Economically Disadvantaged		2	74	64	86.50%	64	86.50%
Migrant		0	0	0	n/a	0	n/a
Title1		0	0	0	n/a	0	n/a
Homeless		0	0	0	n/a	0	n/a
Gifted and Talented		0	64	63	98.40%	63	98.40%
DISTRICT TOTALS (All Schools)							
Students With Disabilities	5	379	316	83.40%	316	83.40%	
Limited English Proficient	0	77	75	97.40%	75	97.40%	
Economically Disadvantaged	6	329	289	87.80%	289	87.80%	
Migrant	0	0	0	n/a	0	n/a	
Title1	0	1	1	100.00%	1	100.00%	
Homeless	0	0	0	n/a	0	n/a	
Gifted and Talented	0	349	345	98.90%	345	98.90%	
District:	0140	LITTLETON		6			
#2	0298	Arapahoe	High	School			
Students With Disabilities	1	32	31	96.90%	31	96.90%	
Limited English Proficient	0	6	6	100.00%	6	100.00%	
Economically Disadvantaged	0	2	2	100.00%	2	100.00%	
Migrant	0	0	0	n/a	0	n/a	
Title1	0	0	0	n/a	0	n/a	
Homeless	0	0	0	n/a	0	n/a	
Gifted and Talented	0	133	133	100.00%	133	100.00%	
#2	3930	Heritage	High	School			
Students With Disabilities	0	24	22	91.70%	22	91.70%	



8/29/2006 Colorado Department of Education
 4:14 Data Summary Report File: seyldb9state.lis
 2004-2005 Student End of Year
 STATE GRADUATION RATE BY SCHOOL AND
 IPST CATEGORY

	GRAD BASE ADJUSTMENTS	GRADUATION BASE	GRADUATES	GRADUATION RATE	COMPLETERS	COMPLETION RATE	
Limited English Proficient		0	2	2	100.00%	2	100.00%
Economically Disadvantaged		0	19	18	94.70%	18	94.70%
Migrant		0	0	0	n/a	0	n/a
Title1		0	0	0	n/a	0	n/a
Homeless		0	0	0	n/a	0	n/a
Gifted and Talented		0	76	76	100.00%	76	100.00%
#2	5224		Littleton High	School			
Students With Disabilities		0	13	12	92.30%	12	92.30%
Limited English Proficient		0	15	15	100.00%	15	100.00%
Economically Disadvantaged		0	28	28	100.00%	28	100.00%
Migrant		0	0	0	n/a	0	n/a
Title1		0	0	0	n/a	0	n/a
Homeless		0	0	0	n/a	0	n/a
Gifted and Talented		0	53	53	100.00%	53	100.00%
#1#4#5*	6547		Options	School			
Students With Disabilities		0	0	0	n/a	0	n/a
Limited English Proficient		0	0	0	n/a	0	n/a
Economically Disadvantaged		0	0	0	n/a	0	n/a
Migrant		0	0	0	n/a	0	n/a
Title1		0	0	0	n/a	0	n/a
Homeless		0	0	0	n/a	0	n/a
Gifted and Talented		0	0	0	n/a	0	n/a
#1#4#5*	6809		Pathways				
Students With Disabilities		0	0	0	n/a	0	n/a
Limited English Proficient		0	0	0	n/a	0	n/a
Economically Disadvantaged		0	0	0	n/a	0	n/a




8/29/2006 Colorado Department of Education
 4:14 Data Summary Report File: seyrd9state.lis
 2004-2005 Student End of Year
 STATE GRADUATION RATE BY SCHOOL AND
 IPST CATEGORY

	GRAD BASE ADJUSTMENTS	GRADUATION BASE	GRADUATES	GRADUATION RATE	COMPLETERS	COMPLETION RATE
Migrant		0	0	n/a	0	n/a
Title1		0	0	n/a	0	n/a
Homeless		0	0	n/a	0	n/a
Gifted and Talented		0	0	n/a	0	n/a
DISTRICT TOTALS (All Schools)						
Students With Disabilities		1	69	94.20%	65	94.20%
Limited English Proficient		0	23	100.00%	23	100.00%
Economically Disadvantaged		0	49	98.00%	48	98.00%
Migrant		0	0	n/a	0	n/a
Title1		0	0	n/a	0	n/a
Homeless		0	0	n/a	0	n/a
Gifted and Talented		0	262	100.00%	262	100.00%
District:	0170	DEER	TRAIL	26J		
#2	2140	Deer	Trail	Junior-Senior High		School
Students With Disabilities		0	0	n/a	0	n/a
Limited English Proficient		0	0	n/a	0	n/a
Economically Disadvantaged		0	2	100.00%	2	100.00%
Migrant		0	0	n/a	0	n/a
Title1		0	0	n/a	0	n/a
Homeless		0	0	n/a	0	n/a
Gifted and Talented		0	0	n/a	0	n/a
DISTRICT TOTALS (All Schools)						
Students With Disabilities		0	0	n/a	0	n/a
Limited English Proficient		0	0	n/a	0	n/a
Economically Disadvantaged		0	2	100.00%	2	100.00%
Migrant		0	0	n/a	0	n/a




8/29/2006 Colorado Department of Education
 4:14 Data Summary Report File: seyldb9state.lis
 2004-2005 Student End of Year
 STATE GRADUATION RATE BY SCHOOL AND
 IPST CATEGORY

	GRAD BASE ADJUSTMENTS	GRADUATION BASE	GRADUATES	GRADUATION RATE	GRADUATION COMPLETERS	COMPLETION RATE	
Title1		0	0	0	n/a	0	n/a
Homeless		0	0	0	n/a	0	n/a
Gifted and Talented		0	0	0	n/a	0	n/a
District:	0180	ADAMS-ARAPAI 28J					
#1#5*	0470	T	H		Pickens (Technical	Center)	
Students With Disabilities		0	0	0	n/a	0	n/a
Limited English Proficient		0	0	0	n/a	0	n/a
Economically Disadvantaged		0	0	0	n/a	0	n/a
Migrant		0	0	0	n/a	0	n/a
Title1		0	0	0	n/a	0	n/a
Homeless		0	0	0	n/a	0	n/a
Gifted and Talented		0	0	0	n/a	0	n/a
#2	1458	Aurora	Central		High School		
Students With Disabilities		1	45	37	82.20%	37	82.20%
Limited English Proficient		10	169	153	90.50%	153	90.50%
Economically Disadvantaged		8	196	174	88.80%	174	88.80%
Migrant		1	19	19	100.00%	19	100.00%
Title1		0	0	0	n/a	0	n/a
Homeless		1	3	3	100.00%	3	100.00%
Gifted and Talented		0	21	21	100.00%	21	100.00%
#2#4	2819	Hartenbach	High		School		
Students With Disabilities		0	3	0	0.00%	1	33.30%
Limited English Proficient		0	7	2	28.60%	5	71.40%
Economically Disadvantaged		1	7	1	14.30%	6	85.70%
Migrant		0	0	0	n/a	0	n/a
Title1		0	14	5	35.70%	11	78.60%




8/29/2006 Colorado Department of Education
 4:14 Data Summary Report File: seyldb9state.lis
 2004-2005 Student End of Year
 STATE GRADUATION RATE BY SCHOOL AND
 IPST CATEGORY

	GRAD BASE ADJUSTMENTS	GRADUATION BASE	GRADUATES	GRADUATION RATE	COMPLETERS	COMPLETION RATE
Homeless		0	0	n/a	0	n/a
Gifted and Talented		0	3	0.00%	2	66.70%
#2	3354	Gateway	High	School		
Students With Disabilities		0	27	74.10%	20	74.10%
Limited English Proficient		3	77	85.70%	66	85.70%
Economically Disadvantaged		7	106	84.00%	89	84.00%
Migrant		0	1	100.00%	1	100.00%
Title1		0	0	n/a	0	n/a
Homeless		1	10	60.00%	6	60.00%
Gifted and Talented		1	29	100.00%	29	100.00%
#2	4024	Hinkley	High	School		
Students With Disabilities		0	32	62.50%	20	62.50%
Limited English Proficient		1	77	92.20%	71	92.20%
Economically Disadvantaged		3	113	90.30%	102	90.30%
Migrant		0	3	100.00%	3	100.00%
Title1		0	0	n/a	0	n/a
Homeless		0	2	100.00%	2	100.00%
Gifted and Talented		0	28	92.90%	27	96.40%
#2#4	6546	Options	School			
Students With Disabilities		0	1	100.00%	1	100.00%
Limited English Proficient		0	1	100.00%	1	100.00%
Economically Disadvantaged		0	0	n/a	0	n/a
Migrant		0	0	n/a	0	n/a
Title1		0	0	n/a	0	n/a
Homeless		0	1	100.00%	1	100.00%
Gifted and Talented		0	0	n/a	0	n/a




8/29/2006 Colorado Department of Education
 4:14 Data Summary Report File: seyldb9state.lis
 2004-2005 Student End of Year
 STATE GRADUATION RATE BY SCHOOL AND
 IPST CATEGORY

	GRAD BASE ADJUSTMENTS	GRADUATION BASE	GRADUATES	GRADUATION RATE	COMPLETERS	COMPLETION RATE	
#2	7250	Rangeview	High	School			
Students With Disabilities		1	35	29	82.90%	29	82.90%
Limited English Proficient		0	57	49	86.00%	49	86.00%
Economically Disadvantaged		1	57	51	89.50%	51	89.50%
Migrant		0	0	0	n/a	0	n/a
Title1		0	0	0	n/a	0	n/a
Homeless		0	0	0	n/a	0	n/a
Gifted and Talented		0	54	53	98.10%	53	98.10%
#2#4	8356	William	Smith	High School			
Students With Disabilities		0	8	4	50.00%	4	50.00%
Limited English Proficient		0	19	15	78.90%	15	78.90%
Economically Disadvantaged		0	28	19	67.90%	19	67.90%
Migrant		0	0	0	n/a	0	n/a
Title1		0	0	0	n/a	0	n/a
Homeless		0	1	0	0.00%	0	0.00%
Gifted and Talented		0	3	3	100.00%	3	100.00%
DISTRICT TOTALS (All Schools)							
Students With Disabilities		2	151	111	73.50%	112	74.20%
Limited English Proficient		14	407	357	87.70%	360	88.50%
Economically Disadvantaged		20	507	436	86.00%	441	87.00%
Migrant		1	23	23	100.00%	23	100.00%
Title1		0	14	5	35.70%	11	78.60%
Homeless		2	17	12	70.60%	12	70.60%
Gifted and Talented		1	138	132	95.70%	135	97.80%
District:	0190	BYERS	32J				
#2	1176	Byers	Junior-Senior	High School			




8/29/2006 Colorado Department of Education
 4:14 Data Summary Report File: seyldb9state.lis
 2004-2005 Student End of Year
 STATE GRADUATION RATE BY SCHOOL AND
 IPST CATEGORY

	GRAD BASE ADJUSTMENTS	GRADUATION BASE	GRADUATES	GRADUATION RATE	COMPLETERS	COMPLETION RATE
Students With Disabilities	0	1	1	100.00%	1	100.00%
Limited English Proficient	0	0	0	n/a	0	n/a
Economically Disadvantaged	0	10	9	90.00%	9	90.00%
Migrant	0	0	0	n/a	0	n/a
Title1	0	0	0	n/a	0	n/a
Homeless	0	0	0	n/a	0	n/a
Gifted and Talented	0	0	0	n/a	0	n/a
DISTRICT TOTALS (All Schools)						
Students With Disabilities	0	1	1	100.00%	1	100.00%
Limited English Proficient	0	0	0	n/a	0	n/a
Economically Disadvantaged	0	10	9	90.00%	9	90.00%
Migrant	0	0	0	n/a	0	n/a
Title1	0	0	0	n/a	0	n/a
Homeless	0	0	0	n/a	0	n/a
Gifted and Talented	0	0	0	n/a	0	n/a
COUNTY :			4 ARCHULETA			
District:	0220	ARCHULETA	COUNTY		50 JT	
#1#4	0064	Archuleta	County		High School	
Students With Disabilities	0	0	0	n/a	0	n/a
Limited English Proficient	0	0	0	n/a	0	n/a
Economically Disadvantaged	0	6	2	33.30%	2	33.30%
Migrant	0	0	0	n/a	0	n/a
Title1	0	0	0	n/a	0	n/a
Homeless	0	0	0	n/a	0	n/a
Gifted and Talented	0	0	0	n/a	0	n/a
#2	6658	Pagosa	Springs		High School	




8/29/2006 Colorado Department of Education
 4:14 Data Summary Report File: seyldb9state.lis
 2004-2005 Student End of Year
 STATE GRADUATION RATE BY SCHOOL AND
 IPST CATEGORY

	GRAD BASE ADJUSTMENTS	GRADUATION BASE	GRADUATES	GRADUATION RATE	COMPLETERS	COMPLETION RATE
Students With Disabilities	0	13	12	92.30%	12	92.30%
Limited English Proficient	0	0	0	n/a	0	n/a
Economically Disadvantaged	0	34	33	97.10%	33	97.10%
Migrant	0	0	0	n/a	0	n/a
Title1	0	0	0	n/a	0	n/a
Homeless	0	7	7	100.00%	7	100.00%
Gifted and Talented	0	0	0	n/a	0	n/a
DISTRICT TOTALS (All Schools)						
Students With Disabilities	0	13	12	92.30%	12	92.30%
Limited English Proficient	0	0	0	n/a	0	n/a
Economically Disadvantaged	0	40	35	87.50%	35	87.50%
Migrant	0	0	0	n/a	0	n/a
Title1	0	0	0	n/a	0	n/a
Homeless	0	7	7	100.00%	7	100.00%
Gifted and Talented	0	0	0	n/a	0	n/a
COUNTY	:		5 BACA			
District:	0230	WALSH	RE-1			
#2#5*	0144	Eagle	View	Academy		
Students With Disabilities	0	0	0	n/a	0	n/a
Limited English Proficient	0	0	0	n/a	0	n/a
Economically Disadvantaged	0	0	0	n/a	0	n/a
Migrant	0	0	0	n/a	0	n/a
Title1	0	0	0	n/a	0	n/a
Homeless	0	0	0	n/a	0	n/a
Gifted and Talented	0	0	0	n/a	0	n/a
#2	9226	Walsh	High	School		




8/29/2006 Colorado Department of Education
 4:14 Data Summary Report File: seyldb9state.lis
 2004-2005 Student End of Year
 STATE GRADUATION RATE BY SCHOOL AND
 IPST CATEGORY

	GRAD BASE ADJUSTMENTS	GRADUATION BASE	GRADUATES	GRADUATION RATE	COMPLETERS	COMPLETION RATE
Students With Disabilities	0	3	3	100.00%	3	100.00%
Limited English Proficient	0	2	2	100.00%	2	100.00%
Economically Disadvantaged	0	13	13	100.00%	13	100.00%
Migrant	0	0	0	n/a	0	n/a
Title1	0	0	0	n/a	0	n/a
Homeless	0	0	0	n/a	0	n/a
Gifted and Talented	0	20	20	100.00%	20	100.00%
DISTRICT TOTALS (All Schools)						
Students With Disabilities	0	3	3	100.00%	3	100.00%
Limited English Proficient	0	2	2	100.00%	2	100.00%
Economically Disadvantaged	0	13	13	100.00%	13	100.00%
Migrant	0	0	0	n/a	0	n/a
Title1	0	0	0	n/a	0	n/a
Homeless	0	0	0	n/a	0	n/a
Gifted and Talented	0	20	20	100.00%	20	100.00%
District:	0240	PRITCHETT	RE-3			
#2	7180	Pritchett	High	School		
Students With Disabilities	0	0	0	n/a	0	n/a
Limited English Proficient	0	0	0	n/a	0	n/a
Economically Disadvantaged	0	1	1	100.00%	1	100.00%
Migrant	0	0	0	n/a	0	n/a
Title1	0	4	4	100.00%	4	100.00%
Homeless	0	0	0	n/a	0	n/a
Gifted and Talented	0	0	0	n/a	0	n/a
DISTRICT TOTALS (All Schools)						
Students With Disabilities	0	0	0	n/a	0	n/a




8/29/2006 Colorado Department of Education
 4:14 Data Summary Report File: seyldb9state.lis
 2004-2005 Student End of Year
 STATE GRADUATION RATE BY SCHOOL AND
 IPST CATEGORY

	GRAD BASE ADJUSTMENTS	GRADUATION BASE	GRADUATES	GRADUATION RATE	COMPLETERS	COMPLETION RATE
Limited English Proficient		0	0	n/a	0	n/a
Economically Disadvantaged		0	1	100.00%	1	100.00%
Migrant		0	0	n/a	0	n/a
Title1		0	4	100.00%	4	100.00%
Homeless		0	0	n/a	0	n/a
Gifted and Talented		0	0	n/a	0	n/a
District:	0250	SPRINGFIELD RE-4				
#2	8168	Springfield High		School		
Students With Disabilities		0	1	100.00%	1	100.00%
Limited English Proficient		0	0	n/a	0	n/a
Economically Disadvantaged		0	7	85.70%	6	85.70%
Migrant		0	0	n/a	0	n/a
Title1		0	0	n/a	0	n/a
Homeless		0	0	n/a	0	n/a
Gifted and Talented		0	7	100.00%	7	100.00%
DISTRICT TOTALS (All Schools)						
Students With Disabilities		0	1	100.00%	1	100.00%
Limited English Proficient		0	0	n/a	0	n/a
Economically Disadvantaged		0	7	85.70%	6	85.70%
Migrant		0	0	n/a	0	n/a
Title1		0	0	n/a	0	n/a
Homeless		0	0	n/a	0	n/a
Gifted and Talented		0	7	100.00%	7	100.00%
District:	0260	VILAS RE-5				
#2	9085	V.I.L.A.S. Online		School		
Students With Disabilities		0	3	33.30%	1	33.30%




8/29/2006 Colorado Department of Education
 4:14 Data Summary Report File: seyrd9state.lis
 2004-2005 Student End of Year
 STATE GRADUATION RATE BY SCHOOL AND
 IPST CATEGORY

	GRAD BASE ADJUSTMENTS	GRADUATION BASE	GRADUATES	GRADUATION RATE	COMPLETERS	COMPLETION RATE
Limited English Proficient		0	0	n/a	0	n/a
Economically Disadvantaged		0	3	33.30%	1	33.30%
Migrant		0	0	n/a	0	n/a
Title1		0	3	33.30%	1	33.30%
Homeless		0	0	n/a	0	n/a
Gifted and Talented		0	0	n/a	0	n/a
#2	9100		Vilas Undivided		High School	
Students With Disabilities		0	4	100.00%	4	100.00%
Limited English Proficient		0	0	n/a	0	n/a
Economically Disadvantaged		0	6	100.00%	6	100.00%
Migrant		0	0	n/a	0	n/a
Title1		0	6	100.00%	6	100.00%
Homeless		0	0	n/a	0	n/a
Gifted and Talented		0	0	n/a	0	n/a
DISTRICT TOTALS (All Schools)						
Students With Disabilities		0	7	71.40%	5	71.40%
Limited English Proficient		0	0	n/a	0	n/a
Economically Disadvantaged		0	9	77.80%	7	77.80%
Migrant		0	0	n/a	0	n/a
Title1		0	9	77.80%	7	77.80%
Homeless		0	0	n/a	0	n/a
Gifted and Talented		0	0	n/a	0	n/a
District:	0270		CAMPO RE-6			
#2	1252		Campo Undivided		High School	
Students With Disabilities		0	3	100.00%	3	100.00%
Limited English Proficient		0	0	n/a	0	n/a




8/29/2006 Colorado Department of Education
 4:14 Data Summary Report File: seyrd9state.lis
 2004-2005 Student End of Year
 STATE GRADUATION RATE BY SCHOOL AND
 IPST CATEGORY

	GRAD BASE ADJUSTMENTS	GRADUATION BASE	GRADUATES	GRADUATION RATE	COMPLETERS	COMPLETION RATE
Economically Disadvantaged	0	6	6	100.00%	6	100.00%
Migrant	0	0	0	n/a	0	n/a
Title1	0	0	0	n/a	0	n/a
Homeless	0	0	0	n/a	0	n/a
Gifted and Talented	0	0	0	n/a	0	n/a
DISTRICT TOTALS (All Schools)						
Students With Disabilities	0	3	3	100.00%	3	100.00%
Limited English Proficient	0	0	0	n/a	0	n/a
Economically Disadvantaged	0	6	6	100.00%	6	100.00%
Migrant	0	0	0	n/a	0	n/a
Title1	0	0	0	n/a	0	n/a
Homeless	0	0	0	n/a	0	n/a
Gifted and Talented	0	0	0	n/a	0	n/a
COUNTY :		6	BENT			
District:	0290	LAS	ANIMAS		RE-1	
#1	4983	Las Animas A+ Distance Learning School				
Students With Disabilities	0	0	0	n/a	0	n/a
Limited English Proficient	0	0	0	n/a	0	n/a
Economically Disadvantaged	0	0	0	n/a	0	n/a
Migrant	0	0	0	n/a	0	n/a
Title1	0	0	0	n/a	0	n/a
Homeless	0	0	0	n/a	0	n/a
Gifted and Talented	0	0	0	n/a	0	n/a
#2#4	4984	Las	Animas		Alternative School	
Students With Disabilities	0	0	0	n/a	0	n/a
Limited English Proficient	0	0	0	n/a	0	n/a



8/29/2006 Colorado Department of Education
 4:14 Data Summary Report File: seyldb9state.lis
 2004-2005 Student End of Year
 STATE GRADUATION RATE BY SCHOOL AND
 IPST CATEGORY

	GRAD BASE ADJUSTMENTS	GRADUATION BASE	GRADUATES	GRADUATION RATE	COMPLETERS	COMPLETION RATE
Economically Disadvantaged		0	0	n/a	0	n/a
Migrant		0	0	n/a	0	n/a
Title1		0	0	n/a	0	n/a
Homeless		0	0	n/a	0	n/a
Gifted and Talented		0	0	n/a	0	n/a
#2	4990	Las	Animas	High School		
Students With Disabilities		0	2	100.00%	2	100.00%
Limited English Proficient		0	2	100.00%	2	100.00%
Economically Disadvantaged		0	13	84.60%	12	92.30%
Migrant		0	0	n/a	0	n/a
Title1		0	0	n/a	0	n/a
Homeless		0	0	n/a	0	n/a
Gifted and Talented		0	0	n/a	0	n/a
DISTRICT TOTALS (All Schools)						
Students With Disabilities		0	2	100.00%	2	100.00%
Limited English Proficient		0	2	100.00%	2	100.00%
Economically Disadvantaged		0	13	84.60%	12	92.30%
Migrant		0	0	n/a	0	n/a
Title1		0	0	n/a	0	n/a
Homeless		0	0	n/a	0	n/a
Gifted and Talented		0	0	n/a	0	n/a
District:	0310	MC	CLAVE	RE-2		
#2	5670	Mc	Clave	Undivided High		School
Students With Disabilities		0	1	100.00%	1	100.00%
Limited English Proficient		0	3	100.00%	3	100.00%
Economically Disadvantaged		0	13	100.00%	13	100.00%




8/29/2006 Colorado Department of Education
 4:14 Data Summary Report File: seyrd9state.lis
 2004-2005 Student End of Year
 STATE GRADUATION RATE BY SCHOOL AND
 IPST CATEGORY

	GRAD BASE ADJUSTMENTS	GRADUATION BASE	GRADUATES	GRADUATION RATE	COMPLETERS	COMPLETION RATE
Migrant	0	1	1	100.00%	1	100.00%
Title1	0	0	0	n/a	0	n/a
Homeless	0	0	0	n/a	0	n/a
Gifted and Talented	0	0	0	n/a	0	n/a
DISTRICT TOTALS (All Schools)						
Students With Disabilities	0	1	1	100.00%	1	100.00%
Limited English Proficient	0	3	3	100.00%	3	100.00%
Economically Disadvantaged	0	13	13	100.00%	13	100.00%
Migrant	0	1	1	100.00%	1	100.00%
Title1	0	0	0	n/a	0	n/a
Homeless	0	0	0	n/a	0	n/a
Gifted and Talented	0	0	0	n/a	0	n/a
COUNTY	:	7 BOULDER				
District:	0470	ST 1876	VRAIN		VALLEY RE	1J
#2	2760	Erie	Middle/Senior		High School	
Students With Disabilities	0	4	4	100.00%	4	100.00%
Limited English Proficient	0	2	2	100.00%	2	100.00%
Economically Disadvantaged	0	7	6	85.70%	6	85.70%
Migrant	0	0	0	n/a	0	n/a
Title1	0	0	0	n/a	0	n/a
Homeless	0	1	0	0.00%	0	0.00%
Gifted and Talented	0	0	0	n/a	0	n/a
#2	3196	Frederick	Senior		High School	
Students With Disabilities	1	10	8	80.00%	8	80.00%
Limited English Proficient	0	5	5	100.00%	5	100.00%
Economically Disadvantaged	2	27	22	81.50%	22	81.50%


8/29/2006 Colorado Department of Education
 4:14 Data Summary Report File: seyldb9state.lis
 2004-2005 Student End of Year
 STATE GRADUATION RATE BY SCHOOL AND
 IPST CATEGORY

	GRAD BASE ADJUSTMENTS	GRADUATION BASE	GRADUATES	GRADUATION RATE	GRADUATION COMPLETERS	COMPLETION RATE	
Migrant		0	1	0	0.00%	0	0.00%
Title1		0	0	0	n/a	0	n/a
Homeless		1	2	2	100.00%	2	100.00%
Gifted and Talented		0	1	1	100.00%	1	100.00%
#2	5282	Longmont	High		School		
Students With Disabilities		0	23	22	95.70%	22	95.70%
Limited English Proficient		1	14	14	100.00%	14	100.00%
Economically Disadvantaged		0	33	30	90.90%	30	90.90%
Migrant		0	7	7	100.00%	7	100.00%
Title1		0	0	0	n/a	0	n/a
Homeless		0	5	4	80.00%	4	80.00%
Gifted and Talented		0	48	47	97.90%	47	97.90%
#2	5368	Lyons	Middle/Senior		High School		
Students With Disabilities		0	2	2	100.00%	2	100.00%
Limited English Proficient		0	0	0	n/a	0	n/a
Economically Disadvantaged		0	0	0	n/a	0	n/a
Migrant		0	0	0	n/a	0	n/a
Title1		0	0	0	n/a	0	n/a
Homeless		0	0	0	n/a	0	n/a
Gifted and Talented		0	6	6	100.00%	6	100.00%
#2	6276	Niwot	High		School		
Students With Disabilities		0	19	17	89.50%	17	89.50%
Limited English Proficient		0	8	5	62.50%	5	62.50%
Economically Disadvantaged		0	12	10	83.30%	10	83.30%
Migrant		0	1	1	100.00%	1	100.00%
Title1		0	0	0	n/a	0	n/a




8/29/2006 Colorado Department of Education
 4:14 Data Summary Report File: seyrd9state.lis
 2004-2005 Student End of Year
 STATE GRADUATION RATE BY SCHOOL AND
 IPST CATEGORY

	GRAD BASE ADJUSTMENTS	GRADUATION BASE	GRADUATES	GRADUATION RATE	COMPLETERS	COMPLETION RATE	
Homeless		0	2	2	100.00%	2	100.00%
Gifted and Talented		0	21	21	100.00%	21	100.00%
#2#4	6498	Olde	Columbine	High School			
Students With Disabilities		0	1	1	100.00%	1	100.00%
Limited English Proficient		2	1	0	0.00%	0	0.00%
Economically Disadvantaged		0	6	4	66.70%	4	66.70%
Migrant		0	0	0	n/a	0	n/a
Title1		0	0	0	n/a	0	n/a
Homeless		0	3	2	66.70%	2	66.70%
Gifted and Talented		0	2	2	100.00%	2	100.00%
#2#4	6499	Adult	Education/Linc	Center			
Students With Disabilities		0	4	2	50.00%	2	50.00%
Limited English Proficient		0	3	1	33.30%	1	33.30%
Economically Disadvantaged		1	10	2	20.00%	2	20.00%
Migrant		0	1	1	100.00%	1	100.00%
Title1		0	0	0	n/a	0	n/a
Homeless		0	3	0	0.00%	0	0.00%
Gifted and Talented		0	1	1	100.00%	1	100.00%
#2	7789	Silver	Creek	School			
Students With Disabilities		1	5	4	80.00%	4	80.00%
Limited English Proficient		0	4	4	100.00%	4	100.00%
Economically Disadvantaged		0	5	4	80.00%	4	80.00%
Migrant		0	0	0	n/a	0	n/a
Title1		0	0	0	n/a	0	n/a
Homeless		0	0	0	n/a	0	n/a
Gifted and Talented		0	22	22	100.00%	22	100.00%




8/29/2006 Colorado Department of Education
 4:14 Data Summary Report File: seyldb9state.lis
 2004-2005 Student End of Year
 STATE GRADUATION RATE BY SCHOOL AND
 IPST CATEGORY

	GRAD BASE ADJUSTMENTS	GRADUATION BASE	GRADUATES	GRADUATION RATE	COMPLETERS	COMPLETION RATE	
#2	7954	Skyline	High	School			
Students With Disabilities		0	24	17	70.80%	17	70.80%
Limited English Proficient		1	25	14	56.00%	14	56.00%
Economically Disadvantaged		2	55	43	78.20%	43	78.20%
Migrant		0	3	2	66.70%	2	66.70%
Title1		0	0	0	n/a	0	n/a
Homeless		1	4	3	75.00%	3	75.00%
Gifted and Talented		0	17	17	100.00%	17	100.00%
#2	8997	Ute	Creek	Secondary Charter		Academy	
Students With Disabilities		0	5	3	60.00%	3	60.00%
Limited English Proficient		0	3	1	33.30%	1	33.30%
Economically Disadvantaged		0	5	3	60.00%	3	60.00%
Migrant		0	0	0	n/a	0	n/a
Title1		0	0	0	n/a	0	n/a
Homeless		0	1	0	0.00%	0	0.00%
Gifted and Talented		0	0	0	n/a	0	n/a
DISTRICT TOTALS (All Schools)							
Students With Disabilities		2	97	80	82.50%	80	82.50%
Limited English Proficient		4	65	46	70.80%	46	70.80%
Economically Disadvantaged		5	160	124	77.50%	124	77.50%
Migrant		0	13	11	84.60%	11	84.60%
Title1		0	0	0	n/a	0	n/a
Homeless		2	21	13	61.90%	13	61.90%
Gifted and Talented		0	118	117	99.20%	117	99.20%
District:	0480	BOULDER	VALLEY	RE		2	
#2	0125	Arapahoe	Ridge	High School			



8/29/2006 Colorado Department of Education
 4:14 Data Summary Report File: seyldb9state.lis
 2004-2005 Student End of Year
 STATE GRADUATION RATE BY SCHOOL AND
 IPST CATEGORY

	GRAD BASE ADJUSTMENTS	GRADUATION BASE	GRADUATES	GRADUATION RATE	COMPLETERS	COMPLETION RATE
Students With Disabilities	0	31	26	83.90%	28	90.30%
Limited English Proficient	0	16	9	56.30%	10	62.50%
Economically Disadvantaged	1	23	17	73.90%	20	87.00%
Migrant	0	0	0	n/a	0	n/a
Title1	0	0	0	n/a	0	n/a
Homeless	0	4	1	25.00%	3	75.00%
Gifted and Talented	0	6	6	100.00%	6	100.00%
#2	0924	Boulder	High	School		
Students With Disabilities	0	55	49	89.10%	49	89.10%
Limited English Proficient	0	47	43	91.50%	43	91.50%
Economically Disadvantaged	0	34	30	88.20%	30	88.20%
Migrant	0	0	0	n/a	0	n/a
Title1	0	0	0	n/a	0	n/a
Homeless	0	1	1	100.00%	1	100.00%
Gifted and Talented	0	47	46	97.90%	46	97.90%
#2#4	0934	Boulder	Prep	Charter High		School
Students With Disabilities	0	0	0	n/a	0	n/a
Limited English Proficient	0	1	1	100.00%	1	100.00%
Economically Disadvantaged	0	14	9	64.30%	9	64.30%
Migrant	0	0	0	n/a	0	n/a
Title1	0	0	0	n/a	0	n/a
Homeless	0	4	3	75.00%	3	75.00%
Gifted and Talented	0	0	0	n/a	0	n/a
#2	1070	Broomfield	High	School		
Students With Disabilities	1	31	27	87.10%	27	87.10%
Limited English Proficient	0	10	10	100.00%	10	100.00%




8/29/2006 Colorado Department of Education
 4:14 Data Summary Report File: seyrd9state.lis
 2004-2005 Student End of Year
 STATE GRADUATION RATE BY SCHOOL AND
 IPST CATEGORY

	GRAD BASE ADJUSTMENTS	GRADUATION BASE	GRADUATES	GRADUATION RATE	COMPLETERS	COMPLETION RATE	
Economically Disadvantaged		1	25	23	92.00%	23	92.00%
Migrant		0	0	0	n/a	0	n/a
Title1		0	0	0	n/a	0	n/a
Homeless		0	3	2	66.70%	2	66.70%
Gifted and Talented		0	26	26	100.00%	26	100.00%
#2	1380		Centaurus	High	School		
Students With Disabilities		0	34	31	91.20%	31	91.20%
Limited English Proficient		0	35	28	80.00%	28	80.00%
Economically Disadvantaged		0	59	51	86.40%	51	86.40%
Migrant		0	5	5	100.00%	5	100.00%
Title1		0	0	0	n/a	0	n/a
Homeless		0	4	1	25.00%	1	25.00%
Gifted and Talented		0	20	20	100.00%	20	100.00%
#2	2892		Fairview	High	School		
Students With Disabilities		0	39	38	97.40%	38	97.40%
Limited English Proficient		0	4	2	50.00%	2	50.00%
Economically Disadvantaged		0	16	14	87.50%	14	87.50%
Migrant		0	0	0	n/a	0	n/a
Title1		0	0	0	n/a	0	n/a
Homeless		0	4	3	75.00%	3	75.00%
Gifted and Talented		0	89	89	100.00%	89	100.00%
#2	3499		Halcyon	School	(Special Education)		
Students With Disabilities		0	0	0	n/a	0	n/a
Limited English Proficient		0	0	0	n/a	0	n/a
Economically Disadvantaged		0	0	0	n/a	0	n/a
Migrant		0	0	0	n/a	0	n/a


8/29/2006 Colorado Department of Education
 4:14 Data Summary Report File: seyldb9state.lis
 2004-2005 Student End of Year
 STATE GRADUATION RATE BY SCHOOL AND
 IPST CATEGORY

	GRAD BASE ADJUSTMENTS	GRADUATION BASE	GRADUATES	GRADUATION RATE	COMPLETERS	COMPLETION RATE
Title1	0	0	0	n/a	0	n/a
Homeless	0	0	0	n/a	0	n/a
Gifted and Talented	0	0	0	n/a	0	n/a
#2	5999	Monarch	High	School		
Students With Disabilities	0	37	37	100.00%	37	100.00%
Limited English Proficient	0	7	7	100.00%	7	100.00%
Economically Disadvantaged	0	12	12	100.00%	12	100.00%
Migrant	0	0	0	n/a	0	n/a
Title1	0	0	0	n/a	0	n/a
Homeless	0	1	1	100.00%	1	100.00%
Gifted and Talented	0	64	63	98.40%	64	100.00%
#2	6195	New	Vista	High School		
Students With Disabilities	0	12	10	83.30%	11	91.70%
Limited English Proficient	0	0	0	n/a	0	n/a
Economically Disadvantaged	0	3	3	100.00%	3	100.00%
Migrant	0	0	0	n/a	0	n/a
Title1	0	0	0	n/a	0	n/a
Homeless	0	0	0	n/a	0	n/a
Gifted and Talented	0	0	0	n/a	0	n/a
#2	6212	Nederland	Middle-Senior	High School		
Students With Disabilities	0	5	5	100.00%	5	100.00%
Limited English Proficient	0	0	0	n/a	0	n/a
Economically Disadvantaged	0	5	5	100.00%	5	100.00%
Migrant	0	0	0	n/a	0	n/a
Title1	0	0	0	n/a	0	n/a
Homeless	0	0	0	n/a	0	n/a




8/29/2006 Colorado Department of Education
 4:14 Data Summary Report File: seyldb9state.lis
 2004-2005 Student End of Year
 STATE GRADUATION RATE BY SCHOOL AND
 IPST CATEGORY

	GRAD BASE ADJUSTMENTS	GRADUATION BASE	GRADUATES	GRADUATION RATE	COMPLETERS	COMPLETION RATE
Gifted and Talented	0	5	5	100.00%	5	100.00%
#2	6816	Peak	To	Peak Charter		School
Students With Disabilities	0	2	2	100.00%	2	100.00%
Limited English Proficient	0	0	0	n/a	0	n/a
Economically Disadvantaged	0	1	1	100.00%	1	100.00%
Migrant	0	0	0	n/a	0	n/a
Title1	0	0	0	n/a	0	n/a
Homeless	0	0	0	n/a	0	n/a
Gifted and Talented	0	4	4	100.00%	4	100.00%
#1#5*	9156	Boulder	Technical	Education Center		
Students With Disabilities	0	0	0	n/a	0	n/a
Limited English Proficient	0	0	0	n/a	0	n/a
Economically Disadvantaged	0	0	0	n/a	0	n/a
Migrant	0	0	0	n/a	0	n/a
Title1	0	0	0	n/a	0	n/a
Homeless	0	0	0	n/a	0	n/a
Gifted and Talented	0	0	0	n/a	0	n/a
DISTRICT TOTALS (All Schools)						
Students With Disabilities	1	246	225	91.50%	228	92.70%
Limited English Proficient	0	120	100	83.30%	101	84.20%
Economically Disadvantaged	2	192	165	85.90%	168	87.50%
Migrant	0	5	5	100.00%	5	100.00%
Title1	0	0	0	n/a	0	n/a
Homeless	0	21	12	57.10%	14	66.70%
Gifted and Talented	0	261	259	99.20%	260	99.60%
COUNTY	:	8 CHAFFEE				




8/29/2006 Colorado Department of Education
 4:14 Data Summary Report File: seyldb9state.lis
 2004-2005 Student End of Year
 STATE GRADUATION RATE BY SCHOOL AND
 IPST CATEGORY

	GRAD BASE ADJUSTMENTS	GRADUATION BASE	GRADUATES	GRADUATION RATE	COMPLETERS	COMPLETION RATE
District:	0490	BUENA	VISTA	R-31		
#2	1130	Buena	Vista	High School		
Students With Disabilities		0	5	100.00%	5	100.00%
Limited English Proficient		0	0	n/a	0	n/a
Economically Disadvantaged		0	15	93.30%	14	93.30%
Migrant		0	0	n/a	0	n/a
Title1		0	0	n/a	0	n/a
Homeless		0	0	n/a	0	n/a
Gifted and Talented		0	0	n/a	0	n/a
#2#4	1508	Chaffee	County	High School		
Students With Disabilities		0	0	n/a	0	n/a
Limited English Proficient		0	0	n/a	0	n/a
Economically Disadvantaged		0	6	100.00%	6	100.00%
Migrant		0	0	n/a	0	n/a
Title1		0	0	n/a	0	n/a
Homeless		0	0	n/a	0	n/a
Gifted and Talented		0	0	n/a	0	n/a
DISTRICT TOTALS (All Schools)						
Students With Disabilities		0	5	100.00%	5	100.00%
Limited English Proficient		0	0	n/a	0	n/a
Economically Disadvantaged		0	21	95.20%	20	95.20%
Migrant		0	0	n/a	0	n/a
Title1		0	0	n/a	0	n/a
Homeless		0	0	n/a	0	n/a
Gifted and Talented		0	0	n/a	0	n/a
District:	0500	SALIDA	R-32			




8/29/2006 Colorado Department of Education
 4:14 Data Summary Report File: seyldb9state.lis
 2004-2005 Student End of Year
 STATE GRADUATION RATE BY SCHOOL AND
 IPST CATEGORY

	GRAD BASE ADJUSTMENTS	GRADUATION BASE	GRADUATES	GRADUATION RATE	COMPLETERS	COMPLETION RATE
#2	7568	Salida	High	School		
Students With Disabilities		0	4	4	100.00%	4
Limited English Proficient		0	1	1	100.00%	1
Economically Disadvantaged		0	24	23	95.80%	23
Migrant		0	0	0	n/a	0
Title1		0	0	0	n/a	0
Homeless		0	5	4	80.00%	4
Gifted and Talented		0	0	0	n/a	0
DISTRICT TOTALS (All Schools)						
Students With Disabilities		0	4	4	100.00%	4
Limited English Proficient		0	1	1	100.00%	1
Economically Disadvantaged		0	24	23	95.80%	23
Migrant		0	0	0	n/a	0
Title1		0	0	0	n/a	0
Homeless		0	5	4	80.00%	4
Gifted and Talented		0	0	0	n/a	0
COUNTY	:		9 CHEYENNE			
District:	0510	KIT	CARSON	R-1		
#2	4742	Kit	Carson	Junior-Senior High		School
Students With Disabilities		0	1	1	100.00%	1
Limited English Proficient		0	0	0	n/a	0
Economically Disadvantaged		0	5	5	100.00%	5
Migrant		0	0	0	n/a	0
Title1		0	1	1	100.00%	1
Homeless		0	0	0	n/a	0
Gifted and Talented		0	1	1	100.00%	1




8/29/2006 Colorado Department of Education
 4:14 Data Summary Report File: seyldb9state.lis
 2004-2005 Student End of Year
 STATE GRADUATION RATE BY SCHOOL AND
 IPST CATEGORY

	GRAD BASE ADJUSTMENTS	GRADUATION BASE	GRADUATES	GRADUATION RATE	COMPLETERS	COMPLETION RATE
DISTRICT TOTALS (All Schools)						
Students With Disabilities	0	1	1	100.00%	1	100.00%
Limited English Proficient	0	0	0	n/a	0	n/a
Economically Disadvantaged	0	5	5	100.00%	5	100.00%
Migrant	0	0	0	n/a	0	n/a
Title1	0	1	1	100.00%	1	100.00%
Homeless	0	0	0	n/a	0	n/a
Gifted and Talented	0	1	1	100.00%	1	100.00%
District: #2	0520 1612	CHEYENNE COUNTY Cheyenne Wells		RE-5 High School		
Students With Disabilities	0	3	3	100.00%	3	100.00%
Limited English Proficient	0	0	0	n/a	0	n/a
Economically Disadvantaged	0	8	8	100.00%	8	100.00%
Migrant	0	0	0	n/a	0	n/a
Title1	0	0	0	n/a	0	n/a
Homeless	0	0	0	n/a	0	n/a
Gifted and Talented	0	0	0	n/a	0	n/a
DISTRICT TOTALS (All Schools)						
Students With Disabilities	0	3	3	100.00%	3	100.00%
Limited English Proficient	0	0	0	n/a	0	n/a
Economically Disadvantaged	0	8	8	100.00%	8	100.00%
Migrant	0	0	0	n/a	0	n/a
Title1	0	0	0	n/a	0	n/a
Homeless	0	0	0	n/a	0	n/a
Gifted and Talented	0	0	0	n/a	0	n/a
COUNTY	:	10 CLEAR		CREEK		




8/29/2006 Colorado Department of Education
 4:14 Data Summary Report File: seyldb9state.lis
 2004-2005 Student End of Year
 STATE GRADUATION RATE BY SCHOOL AND
 IPST CATEGORY

	GRAD BASE ADJUSTMENTS	GRADUATION BASE	GRADUATES	GRADUATION RATE	COMPLETERS	COMPLETION RATE
District:	0540	CLEAR	CREEK	RE-1		
#2	4216	Clear	Creek	High School		
Students With Disabilities		0	8	5	62.50%	5
Limited English Proficient		0	0	0	n/a	0
Economically Disadvantaged		0	14	12	85.70%	12
Migrant		0	0	0	n/a	0
Title1		0	0	0	n/a	0
Homeless		0	0	0	n/a	0
Gifted and Talented		0	1	1	100.00%	1
#2#4#5*	8816	The	One	Room School		House
Students With Disabilities		0	0	0	n/a	0
Limited English Proficient		0	0	0	n/a	0
Economically Disadvantaged		0	0	0	n/a	0
Migrant		0	0	0	n/a	0
Title1		0	0	0	n/a	0
Homeless		0	0	0	n/a	0
Gifted and Talented		0	0	0	n/a	0
DISTRICT TOTALS (All Schools)						
Students With Disabilities		0	8	5	62.50%	5
Limited English Proficient		0	0	0	n/a	0
Economically Disadvantaged		0	14	12	85.70%	12
Migrant		0	0	0	n/a	0
Title1		0	0	0	n/a	0
Homeless		0	0	0	n/a	0
Gifted and Talented		0	1	1	100.00%	1
COUNTY :			11	CONEJOS		




8/29/2006 Colorado Department of Education
 4:14 Data Summary Report File: seyldb9state.lis
 2004-2005 Student End of Year
 STATE GRADUATION RATE BY SCHOOL AND
 IPST CATEGORY

	GRAD BASE ADJUSTMENTS	GRADUATION BASE	GRADUATES	GRADUATION RATE	COMPLETERS	COMPLETION RATE
District:	0550	NORTH	CONEJOS	RE-1J		
#2	1378	Centauri	High	School		
Students With Disabilities		0	3	2	66.70%	2
Limited English Proficient		0	0	0	n/a	0
Economically Disadvantaged		0	37	36	97.30%	36
Migrant		0	0	0	n/a	0
Title1		0	73	71	97.30%	71
Homeless		0	0	0	n/a	0
Gifted and Talented		0	0	0	n/a	0
#2#4	4837	La	Jara	Second Chance		School
Students With Disabilities		0	0	0	n/a	0
Limited English Proficient		0	0	0	n/a	0
Economically Disadvantaged		0	10	7	70.00%	7
Migrant		0	0	0	n/a	0
Title1		0	22	19	86.40%	19
Homeless		0	0	0	n/a	0
Gifted and Talented		0	0	0	n/a	0
DISTRICT TOTALS (All Schools)						
Students With Disabilities		0	3	2	66.70%	2
Limited English Proficient		0	0	0	n/a	0
Economically Disadvantaged		0	47	43	91.50%	43
Migrant		0	0	0	n/a	0
Title1		0	95	90	94.70%	90
Homeless		0	0	0	n/a	0
Gifted and Talented		0	0	0	n/a	0
District:	0560	SANFORD	6J			




8/29/2006 Colorado Department of Education
 4:14 Data Summary Report File: seyldb9state.lis
 2004-2005 Student End of Year
 STATE GRADUATION RATE BY SCHOOL AND
 IPST CATEGORY

	GRAD BASE ADJUSTMENTS	GRADUATION BASE	GRADUATES	GRADUATION RATE	COMPLETERS	COMPLETION RATE	
#2	7616	Sanford	Junior/Senior	High School			
Students With Disabilities		0	4	4	100.00%	4	100.00%
Limited English Proficient		0	0	0	n/a	0	n/a
Economically Disadvantaged		0	18	18	100.00%	18	100.00%
Migrant		0	0	0	n/a	0	n/a
Title1		0	0	0	n/a	0	n/a
Homeless		0	0	0	n/a	0	n/a
Gifted and Talented		0	3	3	100.00%	3	100.00%
DISTRICT TOTALS (All Schools)							
Students With Disabilities		0	4	4	100.00%	4	100.00%
Limited English Proficient		0	0	0	n/a	0	n/a
Economically Disadvantaged		0	18	18	100.00%	18	100.00%
Migrant		0	0	0	n/a	0	n/a
Title1		0	0	0	n/a	0	n/a
Homeless		0	0	0	n/a	0	n/a
Gifted and Talented		0	3	3	100.00%	3	100.00%
District:	0580	SOUTH	CONEJOS	RE-10			
#2	0252	Antonito	High	School			
Students With Disabilities		0	2	2	100.00%	2	100.00%
Limited English Proficient		0	0	0	n/a	0	n/a
Economically Disadvantaged		0	14	12	85.70%	12	85.70%
Migrant		0	0	0	n/a	0	n/a
Title1		0	25	23	92.00%	23	92.00%
Homeless		0	0	0	n/a	0	n/a
Gifted and Talented		0	0	0	n/a	0	n/a
DISTRICT TOTALS (All Schools)							




8/29/2006 Colorado Department of Education
 4:14 Data Summary Report File: seyldb9state.lis
 2004-2005 Student End of Year
 STATE GRADUATION RATE BY SCHOOL AND
 IPST CATEGORY

	GRAD BASE ADJUSTMENTS	GRADUATION BASE	GRADUATES	GRADUATION RATE	GRADUATION COMPLETERS	COMPLETION RATE
Students With Disabilities	0	2	2	100.00%	2	100.00%
Limited English Proficient	0	0	0	n/a	0	n/a
Economically Disadvantaged	0	14	12	85.70%	12	85.70%
Migrant	0	0	0	n/a	0	n/a
Title1	0	25	23	92.00%	23	92.00%
Homeless	0	0	0	n/a	0	n/a
Gifted and Talented	0	0	0	n/a	0	n/a
COUNTY :		12	COSTILLA			
District:	0640	CENTENNIAL	R-1			
#2	1398	Centennial	High	School		
Students With Disabilities	0	0	0	n/a	0	n/a
Limited English Proficient	0	0	0	n/a	0	n/a
Economically Disadvantaged	0	8	7	87.50%	7	87.50%
Migrant	0	0	0	n/a	0	n/a
Title1	0	13	12	92.30%	12	92.30%
Homeless	0	0	0	n/a	0	n/a
Gifted and Talented	0	0	0	n/a	0	n/a
DISTRICT TOTALS (All Schools)						
Students With Disabilities	0	0	0	n/a	0	n/a
Limited English Proficient	0	0	0	n/a	0	n/a
Economically Disadvantaged	0	8	7	87.50%	7	87.50%
Migrant	0	0	0	n/a	0	n/a
Title1	0	13	12	92.30%	12	92.30%
Homeless	0	0	0	n/a	0	n/a
Gifted and Talented	0	0	0	n/a	0	n/a
District:	0740	SIERRA	GRANDE	R-30		




8/29/2006 Colorado Department of Education
 4:14 Data Summary Report File: seyldb9state.lis
 2004-2005 Student End of Year
 STATE GRADUATION RATE BY SCHOOL AND
 IPST CATEGORY

	GRAD BASE ADJUSTMENTS	GRADUATION BASE	GRADUATES	GRADUATION RATE	COMPLETERS	COMPLETION RATE	
#2	7880	Sierra	Grande	Senior High		School	
Students With Disabilities		0	1	0	0.00%	0	0.00%
Limited English Proficient		0	7	7	100.00%	7	100.00%
Economically Disadvantaged		0	15	14	93.30%	14	93.30%
Migrant		0	7	7	100.00%	7	100.00%
Title1		0	0	0	n/a	0	n/a
Homeless		0	0	0	n/a	0	n/a
Gifted and Talented		0	18	18	100.00%	18	100.00%
DISTRICT TOTALS (All Schools)							
Students With Disabilities		0	1	0	0.00%	0	0.00%
Limited English Proficient		0	7	7	100.00%	7	100.00%
Economically Disadvantaged		0	15	14	93.30%	14	93.30%
Migrant		0	7	7	100.00%	7	100.00%
Title1		0	0	0	n/a	0	n/a
Homeless		0	0	0	n/a	0	n/a
Gifted and Talented		0	18	18	100.00%	18	100.00%
COUNTY	:		13 CROWLEY				
District:	0770	CROWLEY	COUNTY	RE-1-J			
#2	2058	Crowley	County	High School			
Students With Disabilities		0	1	1	100.00%	1	100.00%
Limited English Proficient		0	0	0	n/a	0	n/a
Economically Disadvantaged		1	17	13	76.50%	13	76.50%
Migrant		0	0	0	n/a	0	n/a
Title1		0	0	0	n/a	0	n/a
Homeless		0	0	0	n/a	0	n/a
Gifted and Talented		0	0	0	n/a	0	n/a




8/29/2006 Colorado Department of Education
 4:14 Data Summary Report File: seyldb9state.lis
 2004-2005 Student End of Year
 STATE GRADUATION RATE BY SCHOOL AND
 IPST CATEGORY

	GRAD BASE ADJUSTMENTS	GRADUATION BASE	GRADUATES	GRADUATION RATE	COMPLETERS	COMPLETION RATE
DISTRICT TOTALS (All Schools)						
Students With Disabilities	0	1	1	100.00%	1	100.00%
Limited English Proficient	0	0	0	n/a	0	n/a
Economically Disadvantaged	1	17	13	76.50%	13	76.50%
Migrant	0	0	0	n/a	0	n/a
Title1	0	0	0	n/a	0	n/a
Homeless	0	0	0	n/a	0	n/a
Gifted and Talented	0	0	0	n/a	0	n/a
COUNTY :		14	CUSTER COUNTY			
District: 0860		CUSTER COUNTY		SCHOOL DISTRICT		C-1
#2 2092		Custer County		High School		
Students With Disabilities	0	1	1	100.00%	1	100.00%
Limited English Proficient	0	0	0	n/a	0	n/a
Economically Disadvantaged	0	9	9	100.00%	9	100.00%
Migrant	0	0	0	n/a	0	n/a
Title1	0	0	0	n/a	0	n/a
Homeless	0	0	0	n/a	0	n/a
Gifted and Talented	0	0	0	n/a	0	n/a
DISTRICT TOTALS (All Schools)						
Students With Disabilities	0	1	1	100.00%	1	100.00%
Limited English Proficient	0	0	0	n/a	0	n/a
Economically Disadvantaged	0	9	9	100.00%	9	100.00%
Migrant	0	0	0	n/a	0	n/a
Title1	0	0	0	n/a	0	n/a
Homeless	0	0	0	n/a	0	n/a
Gifted and Talented	0	0	0	n/a	0	n/a




8/29/2006 Colorado Department of Education
 4:14 Data Summary Report File: seyrd9state.lis
 2004-2005 Student End of Year
 STATE GRADUATION RATE BY SCHOOL AND
 IPST CATEGORY

COUNTY	GRAD BASE ADJUSTMENTS	GRADUATION BASE	GRADUATES	GRADUATION RATE	COMPLETERS	COMPLETION RATE
District:	0870	DELTA	15 DELTA COUNTY	50(J)		
#2	1372	Cedaredge	High	School		
Students With Disabilities		0	4	3	75.00%	3 75.00%
Limited English Proficient		0	2	2	100.00%	2 100.00%
Economically Disadvantaged		0	21	20	95.20%	20 95.20%
Migrant		0	1	1	100.00%	1 100.00%
Title1		0	0	0	n/a	0 n/a
Homeless		0	0	0	n/a	0 n/a
Gifted and Talented		0	0	0	n/a	0 n/a
#2	2155	Delta	County	Opportunity School		
Students With Disabilities		0	0	0	n/a	0 n/a
Limited English Proficient		0	1	0	0.00%	1 100.00%
Economically Disadvantaged		1	5	0	0.00%	3 60.00%
Migrant		0	0	0	n/a	0 n/a
Title1		0	0	0	n/a	0 n/a
Homeless		0	0	0	n/a	0 n/a
Gifted and Talented		0	0	0	n/a	0 n/a
#2	2164	Delta	High	School		
Students With Disabilities		0	11	10	90.90%	10 90.90%
Limited English Proficient		0	11	10	90.90%	10 90.90%
Economically Disadvantaged		2	48	42	87.50%	43 89.60%
Migrant		0	2	2	100.00%	2 100.00%
Title1		0	0	0	n/a	0 n/a
Homeless		0	0	0	n/a	0 n/a
Gifted and Talented		0	0	0	n/a	0 n/a



8/29/2006 Colorado Department of Education
 4:14 Data Summary Report File: seyldb9state.lis
 2004-2005 Student End of Year
 STATE GRADUATION RATE BY SCHOOL AND
 IPST CATEGORY

	GRAD BASE ADJUSTMENTS	GRADUATION BASE	GRADUATES	GRADUATION RATE	COMPLETERS	COMPLETION RATE	
#2	4128	Hotchkiss	High	School			
Students With Disabilities		1	2	2	100.00%	2	100.00%
Limited English Proficient		0	0	0	n/a	0	n/a
Economically Disadvantaged		1	21	20	95.20%	21	100.00%
Migrant		0	0	0	n/a	0	n/a
Title1		0	0	0	n/a	0	n/a
Homeless		0	0	0	n/a	0	n/a
Gifted and Talented		0	5	5	100.00%	5	100.00%
#2	6708	Paonia	High	School			
Students With Disabilities		0	6	6	100.00%	6	100.00%
Limited English Proficient		0	0	0	n/a	0	n/a
Economically Disadvantaged		0	9	9	100.00%	9	100.00%
Migrant		0	0	0	n/a	0	n/a
Title1		0	0	0	n/a	0	n/a
Homeless		0	0	0	n/a	0	n/a
Gifted and Talented		0	0	0	n/a	0	n/a
#2	9146	Vision	School				
Students With Disabilities		1	2	2	100.00%	2	100.00%
Limited English Proficient		0	0	0	n/a	0	n/a
Economically Disadvantaged		0	9	6	66.70%	7	77.80%
Migrant		0	0	0	n/a	0	n/a
Title1		0	0	0	n/a	0	n/a
Homeless		0	0	0	n/a	0	n/a
Gifted and Talented		0	0	0	n/a	0	n/a
DISTRICT TOTALS (All Schools)							
Students With Disabilities		2	25	23	92.00%	23	92.00%




8/29/2006 Colorado Department of Education
 4:14 Data Summary Report File: seyldb9state.lis
 2004-2005 Student End of Year
 STATE GRADUATION RATE BY SCHOOL AND
 IPST CATEGORY

	GRAD BASE ADJUSTMENTS	GRADUATION BASE	GRADUATES	GRADUATION RATE	COMPLETERS	COMPLETION RATE	
Limited English Proficient		0	14	12	85.70%	13	92.90%
Economically Disadvantaged		4	113	97	85.80%	103	91.20%
Migrant		0	3	3	100.00%	3	100.00%
Title1		0	0	0	n/a	0	n/a
Homeless		0	0	0	n/a	0	n/a
Gifted and Talented		0	5	5	100.00%	5	100.00%
COUNTY	:		16	DENVER			
District:	0880			DENVER	COUNTY	1	
#2	0010			Abraham	Lincoln	High School	
Students With Disabilities		0	27	23	85.20%	23	85.20%
Limited English Proficient		1	41	30	73.20%	30	73.20%
Economically Disadvantaged		1	82	69	84.10%	69	84.10%
Migrant		0	4	3	75.00%	3	75.00%
Title1		1	120	100	83.30%	100	83.30%
Homeless		0	1	1	100.00%	1	100.00%
Gifted and Talented		0	11	11	100.00%	11	100.00%
#2#4	0040			Ridge	View	Academy Charter	School
Students With Disabilities		5	42	21	50.00%	22	52.40%
Limited English Proficient		2	15	7	46.70%	8	53.30%
Economically Disadvantaged		9	140	64	45.70%	76	54.30%
Migrant		0	0	0	n/a	0	n/a
Title1		9	143	64	44.80%	76	53.10%
Homeless		0	0	0	n/a	0	n/a
Gifted and Talented		0	4	2	50.00%	2	50.00%
#2#4	0133			Emerson	Street	School	
Students With Disabilities		0	0	0	n/a	0	n/a

8/29/2006 Colorado Department of Education
 4:14 Data Summary Report File: seyrd9state.lis
 2004-2005 Student End of Year
 STATE GRADUATION RATE BY SCHOOL AND
 IPST CATEGORY

	GRAD BASE ADJUSTMENTS	GRADUATION BASE	GRADUATES	GRADUATION RATE	COMPLETERS	COMPLETION RATE
Limited English Proficient	0	0	0	n/a	0	n/a
Economically Disadvantaged	0	1	0	0.00%	0	0.00%
Migrant	0	0	0	n/a	0	n/a
Title1	0	1	0	0.00%	0	0.00%
Homeless	0	0	0	n/a	0	n/a
Gifted and Talented	0	0	0	n/a	0	n/a
#2	0360	Arts And Cultural Studies Academy At Manual				
Students With Disabilities	1	6	6	100.00%	6	100.00%
Limited English Proficient	2	39	31	79.50%	31	79.50%
Economically Disadvantaged	1	59	51	86.40%	51	86.40%
Migrant	0	4	3	75.00%	3	75.00%
Title1	6	74	62	83.80%	62	83.80%
Homeless	0	0	0	n/a	0	n/a
Gifted and Talented	0	8	8	100.00%	8	100.00%
#2	1319	Fred N Thomas Career Education Center				
Students With Disabilities	0	0	0	n/a	0	n/a
Limited English Proficient	0	1	1	100.00%	1	100.00%
Economically Disadvantaged	0	11	11	100.00%	11	100.00%
Migrant	0	0	0	n/a	0	n/a
Title1	0	0	0	n/a	0	n/a
Homeless	0	0	0	n/a	0	n/a
Gifted and Talented	0	8	8	100.00%	8	100.00%
#2	1606	Challenges, Choices & Images Charter School				
Students With Disabilities	0	1	1	100.00%	1	100.00%
Limited English Proficient	0	0	0	n/a	0	n/a
Economically Disadvantaged	0	3	3	100.00%	3	100.00%




8/29/2006 Colorado Department of Education
 4:14 Data Summary Report File: seyldb9state.lis
 2004-2005 Student End of Year
 STATE GRADUATION RATE BY SCHOOL AND
 IPST CATEGORY

	GRAD BASE ADJUSTMENTS	GRADUATION BASE	GRADUATES	GRADUATION RATE	COMPLETERS	COMPLETION RATE
Migrant		0	0	n/a	0	n/a
Title1		0	0	n/a	0	n/a
Homeless		0	0	n/a	0	n/a
Gifted and Talented		0	0	n/a	0	n/a
#2#4	1748	Colorado	High	School		
Students With Disabilities		3	4	50.00%	2	50.00%
Limited English Proficient		0	4	100.00%	4	100.00%
Economically Disadvantaged		2	13	76.90%	10	76.90%
Migrant		0	0	n/a	0	n/a
Title1		0	2	100.00%	2	100.00%
Homeless		0	1	100.00%	1	100.00%
Gifted and Talented		0	4	100.00%	4	100.00%
#2*	1866	Ace	Community	Challenge Charter		School
Students With Disabilities		0	0	n/a	0	n/a
Limited English Proficient		0	0	n/a	0	n/a
Economically Disadvantaged		0	0	n/a	0	n/a
Migrant		0	0	n/a	0	n/a
Title1		0	0	n/a	0	n/a
Homeless		0	0	n/a	0	n/a
Gifted and Talented		0	0	n/a	0	n/a
#2#4	2180	Denver	Alternative	School		
Students With Disabilities		0	2	0.00%	2	100.00%
Limited English Proficient		0	7	0.00%	0	0.00%
Economically Disadvantaged		0	29	0.00%	11	37.90%
Migrant		0	1	0.00%	0	0.00%
Title1		0	0	n/a	0	n/a

8/29/2006 Colorado Department of Education
 4:14 Data Summary Report File: seyldb9state.lis
 2004-2005 Student End of Year
 STATE GRADUATION RATE BY SCHOOL AND
 IPST CATEGORY

	GRAD BASE ADJUSTMENTS	GRADUATION BASE	GRADUATES	GRADUATION RATE	COMPLETERS	COMPLETION RATE
Homeless	0	12	0	0.00%	9	75.00%
Gifted and Talented	0	3	0	0.00%	1	33.30%
#2	2184	Denver	School	Of The		Arts
Students With Disabilities	0	5	4	80.00%	4	80.00%
Limited English Proficient	0	1	0	0.00%	0	0.00%
Economically Disadvantaged	0	11	11	100.00%	11	100.00%
Migrant	0	0	0	n/a	0	n/a
Title1	0	0	0	n/a	0	n/a
Homeless	0	0	0	n/a	0	n/a
Gifted and Talented	0	44	43	97.70%	44	100.00%
#1	2185	Denver School Of Science And Technology Charter School				
Students With Disabilities	0	0	0	n/a	0	n/a
Limited English Proficient	0	0	0	n/a	0	n/a
Economically Disadvantaged	0	0	0	n/a	0	n/a
Migrant	0	0	0	n/a	0	n/a
Title1	0	0	0	n/a	0	n/a
Homeless	0	0	0	n/a	0	n/a
Gifted and Talented	0	0	0	n/a	0	n/a
#2	2398	East	High	School		
Students With Disabilities	1	37	30	81.10%	30	81.10%
Limited English Proficient	0	10	8	80.00%	8	80.00%
Economically Disadvantaged	2	76	71	93.40%	71	93.40%
Migrant	0	0	0	n/a	0	n/a
Title1	0	3	3	100.00%	3	100.00%
Homeless	0	0	0	n/a	0	n/a
Gifted and Talented	0	122	118	96.70%	119	97.50%




8/29/2006 Colorado Department of Education
 4:14 Data Summary Report File: seyldb9state.lis
 2004-2005 Student End of Year
 STATE GRADUATION RATE BY SCHOOL AND
 IPST CATEGORY

	GRAD BASE ADJUSTMENTS	GRADUATION BASE	GRADUATES	GRADUATION RATE	COMPLETERS	COMPLETION RATE
#2#4	2726	Emily	Griffith	Opportunity School		
Students With Disabilities		0	12	3	25.00%	9 75.00%
Limited English Proficient		1	21	5	23.80%	17 81.00%
Economically Disadvantaged		0	44	22	50.00%	43 97.70%
Migrant		0	1	1	100.00%	1 100.00%
Title1		0	26	13	50.00%	23 88.50%
Homeless		0	0	0	n/a	0 n/a
Gifted and Talented		0	35	17	48.60%	30 85.70%
#2#4	2783	DPS Night High School				
Students With Disabilities		1	0	0	n/a	0 n/a
Limited English Proficient		0	0	0	n/a	0 n/a
Economically Disadvantaged		2	0	0	n/a	0 n/a
Migrant		0	0	0	n/a	0 n/a
Title1		0	0	0	n/a	0 n/a
Homeless		0	0	0	n/a	0 n/a
Gifted and Talented		0	0	0	n/a	0 n/a
#1	2789	Escuela	Tlatelolco	Charter School		
Students With Disabilities		0	0	0	n/a	0 n/a
Limited English Proficient		0	2	2	100.00%	2 100.00%
Economically Disadvantaged		0	9	7	77.80%	8 88.90%
Migrant		0	0	0	n/a	0 n/a
Title1		0	0	0	n/a	0 n/a
Homeless		0	0	0	n/a	0 n/a
Gifted and Talented		0	1	1	100.00%	1 100.00%
#2#4	3000	Florence	Crittenton	High School		
Students With Disabilities		0	4	0	0.00%	0 0.00%


8/29/2006 Colorado Department of Education
 4:14 Data Summary Report File: seyldb9state.lis
 2004-2005 Student End of Year
 STATE GRADUATION RATE BY SCHOOL AND
 IPST CATEGORY

	GRAD BASE ADJUSTMENTS	GRADUATION BASE	GRADUATES	GRADUATION RATE	COMPLETERS	COMPLETION RATE	
Limited English Proficient		0	2	0	0.00%	0	0.00%
Economically Disadvantaged		1	13	0	0.00%	1	7.70%
Migrant		0	0	0	n/a	0	n/a
Title1		0	0	0	n/a	0	n/a
Homeless		0	0	0	n/a	0	n/a
Gifted and Talented		0	2	0	0.00%	1	50.00%
#2	3378		George Washington		High School		
Students With Disabilities		2	24	20	83.30%	20	83.30%
Limited English Proficient		0	21	19	90.50%	19	90.50%
Economically Disadvantaged		3	91	84	92.30%	84	92.30%
Migrant		0	0	0	n/a	0	n/a
Title1		0	3	2	66.70%	2	66.70%
Homeless		0	2	2	100.00%	2	100.00%
Gifted and Talented		2	107	103	96.30%	103	96.30%
#2	4444		John F		Kennedy High School		
Students With Disabilities		2	28	26	92.90%	26	92.90%
Limited English Proficient		0	19	18	94.70%	18	94.70%
Economically Disadvantaged		1	105	100	95.20%	100	95.20%
Migrant		0	0	0	n/a	0	n/a
Title1		0	3	2	66.70%	2	66.70%
Homeless		0	0	0	n/a	0	n/a
Gifted and Talented		0	91	86	94.50%	86	94.50%
#2	5029		Leadership Academy		At Manual		
Students With Disabilities		2	12	11	91.70%	11	91.70%
Limited English Proficient		1	5	3	60.00%	3	60.00%
Economically Disadvantaged		1	41	35	85.40%	35	85.40%




8/29/2006 Colorado Department of Education
 4:14 Data Summary Report File: seyldb9state.lis
 2004-2005 Student End of Year
 STATE GRADUATION RATE BY SCHOOL AND
 IPST CATEGORY

	GRAD BASE ADJUSTMENTS	GRADUATION BASE	GRADUATES	GRADUATION RATE	COMPLETERS	COMPLETION RATE
Migrant		0	0	n/a	0	n/a
Title1		4	49	77.60%	38	77.60%
Homeless		0	0	n/a	0	n/a
Gifted and Talented		0	6	100.00%	6	100.00%
#2#4	5129	Life	Skills	Center Of		Denver
Students With Disabilities		0	11	27.30%	3	27.30%
Limited English Proficient		0	17	58.80%	10	58.80%
Economically Disadvantaged		1	23	56.50%	13	56.50%
Migrant		0	0	n/a	0	n/a
Title1		0	3	66.70%	2	66.70%
Homeless		0	0	n/a	0	n/a
Gifted and Talented		1	4	100.00%	4	100.00%
#2#5*	5488	Manual	High	School		
Students With Disabilities		0	0	n/a	0	n/a
Limited English Proficient		0	0	n/a	0	n/a
Economically Disadvantaged		0	0	n/a	0	n/a
Migrant		0	0	n/a	0	n/a
Title1		0	0	n/a	0	n/a
Homeless		0	0	n/a	0	n/a
Gifted and Talented		0	0	n/a	0	n/a
#2#4	5844	Contemporary	Learning	Academy High		School
Students With Disabilities		0	2	0.00%	0	0.00%
Limited English Proficient		0	2	0.00%	0	0.00%
Economically Disadvantaged		1	10	0.00%	0	0.00%
Migrant		0	0	n/a	0	n/a
Title1		0	8	0.00%	0	0.00%



8/29/2006 Colorado Department of Education
 4:14 Data Summary Report File: seyldb9state.lis
 2004-2005 Student End of Year
 STATE GRADUATION RATE BY SCHOOL AND
 IPST CATEGORY

	GRAD BASE ADJUSTMENTS	GRADUATION BASE	GRADUATES	GRADUATION RATE	COMPLETERS	COMPLETION RATE
Homeless		0	0	n/a	0	n/a
Gifted and Talented		1	1	0.00%	0	0.00%
#2	5884	Millenium Quest Science Academy At Manual				
Students With Disabilities		0	9	100.00%	9	100.00%
Limited English Proficient		0	3	100.00%	3	100.00%
Economically Disadvantaged		0	35	100.00%	35	100.00%
Migrant		0	1	100.00%	1	100.00%
Title1		0	51	84.30%	43	84.30%
Homeless		0	0	n/a	0	n/a
Gifted and Talented		0	12	100.00%	12	100.00%
#2	5995	Montbello High School				
Students With Disabilities		0	20	95.00%	19	95.00%
Limited English Proficient		0	38	92.10%	35	92.10%
Economically Disadvantaged		4	124	92.70%	115	92.70%
Migrant		1	3	33.30%	1	33.30%
Title1		7	246	91.90%	226	91.90%
Homeless		0	2	100.00%	2	100.00%
Gifted and Talented		0	38	94.70%	36	94.70%
#1	6233	New America School				
Students With Disabilities		0	0	n/a	0	n/a
Limited English Proficient		0	32	34.40%	11	34.40%
Economically Disadvantaged		0	2	50.00%	1	50.00%
Migrant		0	0	n/a	0	n/a
Title1		0	0	n/a	0	n/a
Homeless		0	0	n/a	0	n/a
Gifted and Talented		0	0	n/a	0	n/a




8/29/2006 Colorado Department of Education
 4:14 Data Summary Report File: seyldb9state.lis
 2004-2005 Student End of Year
 STATE GRADUATION RATE BY SCHOOL AND
 IPST CATEGORY

	GRAD BASE ADJUSTMENTS	GRADUATION BASE	GRADUATES	GRADUATION RATE	COMPLETERS	COMPLETION RATE	
#2	6314	North	High	School			
Students With Disabilities		1	25	22	88.00%	22	88.00%
Limited English Proficient		0	36	29	80.60%	29	80.60%
Economically Disadvantaged		1	140	129	92.10%	130	92.90%
Migrant		0	2	2	100.00%	2	100.00%
Title1		2	228	206	90.40%	207	90.80%
Homeless		0	0	0	n/a	0	n/a
Gifted and Talented		0	55	54	98.20%	54	98.20%
#2#4	7163	Prep	Assessment	Center Contemporary		Learn	
Students With Disabilities		0	0	0	n/a	0	n/a
Limited English Proficient		0	0	0	n/a	0	n/a
Economically Disadvantaged		0	0	0	n/a	0	n/a
Migrant		0	0	0	n/a	0	n/a
Title1		0	0	0	n/a	0	n/a
Homeless		0	0	0	n/a	0	n/a
Gifted and Talented		0	0	0	n/a	0	n/a
#2	7199	P.S.1	Charter	School			
Students With Disabilities		1	13	8	61.50%	10	76.90%
Limited English Proficient		0	2	0	0.00%	2	100.00%
Economically Disadvantaged		3	20	13	65.00%	14	70.00%
Migrant		0	0	0	n/a	0	n/a
Title1		0	0	0	n/a	0	n/a
Homeless		0	5	2	40.00%	2	40.00%
Gifted and Talented		2	11	6	54.50%	7	63.60%
#2	8086	South	High	School			
Students With Disabilities		1	24	20	83.30%	20	83.30%


8/29/2006 Colorado Department of Education
 4:14 Data Summary Report File: seyldb9state.lis
 2004-2005 Student End of Year
 STATE GRADUATION RATE BY SCHOOL AND
 IPST CATEGORY

	GRAD BASE ADJUSTMENTS	GRADUATION BASE	GRADUATES	GRADUATION RATE	COMPLETERS	COMPLETION RATE	
Limited English Proficient		1	57	53	93.00%	53	93.00%
Economically Disadvantaged		5	109	104	95.40%	104	95.40%
Migrant		0	1	1	100.00%	1	100.00%
Title1		0	5	5	100.00%	5	100.00%
Homeless		0	1	1	100.00%	1	100.00%
Gifted and Talented		0	36	36	100.00%	36	100.00%
#2	8822		Thomas Jefferson		High School		
Students With Disabilities		0	26	24	92.30%	25	96.20%
Limited English Proficient		0	7	3	42.90%	3	42.90%
Economically Disadvantaged		0	49	47	95.90%	48	98.00%
Migrant		0	0	0	n/a	0	n/a
Title1		0	0	0	n/a	0	n/a
Homeless		0	0	0	n/a	0	n/a
Gifted and Talented		1	95	95	100.00%	95	100.00%
#2	9408		West High		School		
Students With Disabilities		1	30	29	96.70%	29	96.70%
Limited English Proficient		0	58	52	89.70%	52	89.70%
Economically Disadvantaged		5	205	196	95.60%	196	95.60%
Migrant		0	3	3	100.00%	3	100.00%
Title1		10	275	254	92.40%	254	92.40%
Homeless		0	2	2	100.00%	2	100.00%
Gifted and Talented		1	51	50	98.00%	50	98.00%
DISTRICT TOTALS (All Schools)							
Students With Disabilities		21	364	281	77.20%	293	80.50%
Limited English Proficient		8	440	324	73.60%	339	77.00%
Economically Disadvantaged		43	1,445	1,191	82.40%	1,240	85.80%



8/29/2006 Colorado Department of Education
 4:14 Data Summary Report File: seyldb9state.lis
 2004-2005 Student End of Year
 STATE GRADUATION RATE BY SCHOOL AND
 IPST CATEGORY

	GRAD BASE ADJUSTMENTS	GRADUATION BASE	GRADUATES	GRADUATION RATE	COMPLETERS	COMPLETION RATE
Migrant	1	20	15	75.00%	15	75.00%
Title1	39	1,240	1,022	82.40%	1,045	84.30%
Homeless	0	26	11	42.30%	20	76.90%
Gifted and Talented	8	749	700	93.50%	718	95.90%
COUNTY	:	17 DOLORES				
District:	0890	DOLORES	COUNTY	RE NO.2		
#2	2216	Dolores	County	High School		
Students With Disabilities	0	0	0	n/a	0	n/a
Limited English Proficient	0	0	0	n/a	0	n/a
Economically Disadvantaged	0	3	3	100.00%	3	100.00%
Migrant	0	0	0	n/a	0	n/a
Title1	0	0	0	n/a	0	n/a
Homeless	0	0	0	n/a	0	n/a
Gifted and Talented	0	0	0	n/a	0	n/a
DISTRICT TOTALS (All Schools)						
Students With Disabilities	0	0	0	n/a	0	n/a
Limited English Proficient	0	0	0	n/a	0	n/a
Economically Disadvantaged	0	3	3	100.00%	3	100.00%
Migrant	0	0	0	n/a	0	n/a
Title1	0	0	0	n/a	0	n/a
Homeless	0	0	0	n/a	0	n/a
Gifted and Talented	0	0	0	n/a	0	n/a
COUNTY	:	18 DOUGLAS				
District:	0900	DOUGLAS	COUNTY	RE	1	
#2#4	0201	Daniel C Oakes High School--Castle Rock				
Students With Disabilities	0	3	3	100.00%	3	100.00%




8/29/2006 Colorado Department of Education
 4:14 Data Summary Report File: seyldb9state.lis
 2004-2005 Student End of Year
 STATE GRADUATION RATE BY SCHOOL AND
 IPST CATEGORY

	GRAD BASE ADJUSTMENTS	GRADUATION BASE	GRADUATES	GRADUATION RATE	COMPLETERS	COMPLETION RATE
Limited English Proficient	0	0	0	n/a	0	n/a
Economically Disadvantaged	0	0	0	n/a	0	n/a
Migrant	0	0	0	n/a	0	n/a
Title1	0	0	0	n/a	0	n/a
Homeless	0	0	0	n/a	0	n/a
Gifted and Talented	0	0	0	n/a	0	n/a
#2	1503	Chaparral	High	School		
Students With Disabilities	0	23	21	91.30%	21	91.30%
Limited English Proficient	0	3	2	66.70%	2	66.70%
Economically Disadvantaged	0	9	8	88.90%	8	88.90%
Migrant	0	2	2	100.00%	2	100.00%
Title1	0	0	0	n/a	0	n/a
Homeless	0	0	0	n/a	0	n/a
Gifted and Talented	0	13	13	100.00%	13	100.00%
#2#4#5*	2098	Daniel	C	Oakes High	School	
Students With Disabilities	0	0	0	n/a	0	n/a
Limited English Proficient	0	0	0	n/a	0	n/a
Economically Disadvantaged	0	0	0	n/a	0	n/a
Migrant	0	0	0	n/a	0	n/a
Title1	0	0	0	n/a	0	n/a
Homeless	0	0	0	n/a	0	n/a
Gifted and Talented	0	0	0	n/a	0	n/a
#2	2230	Douglas	County	High School		
Students With Disabilities	1	65	62	95.40%	62	95.40%
Limited English Proficient	0	5	5	100.00%	5	100.00%
Economically Disadvantaged	1	9	8	88.90%	8	88.90%


8/29/2006 Colorado Department of Education
 4:14 Data Summary Report File: seyldb9state.lis
 2004-2005 Student End of Year
 STATE GRADUATION RATE BY SCHOOL AND
 IPST CATEGORY

	GRAD BASE ADJUSTMENTS	GRADUATION BASE	GRADUATES	GRADUATION RATE	GRADUATION COMPLETERS	COMPLETION RATE	
Migrant		0	2	2	100.00%	2	100.00%
Title1		0	0	0	n/a	0	n/a
Homeless		0	0	0	n/a	0	n/a
Gifted and Talented		0	18	18	100.00%	18	100.00%
#2#4	2338	Eagle	Academy				
Students With Disabilities		0	7	4	57.10%	4	57.10%
Limited English Proficient		0	0	0	n/a	0	n/a
Economically Disadvantaged		0	0	0	n/a	0	n/a
Migrant		0	0	0	n/a	0	n/a
Title1		0	0	0	n/a	0	n/a
Homeless		0	0	0	n/a	0	n/a
Gifted and Talented		0	0	0	n/a	0	n/a
#2	3980	Highlands	Ranch	High School			
Students With Disabilities		0	32	27	84.40%	27	84.40%
Limited English Proficient		0	9	8	88.90%	8	88.90%
Economically Disadvantaged		0	5	4	80.00%	4	80.00%
Migrant		0	3	3	100.00%	3	100.00%
Title1		0	0	0	n/a	0	n/a
Homeless		0	0	0	n/a	0	n/a
Gifted and Talented		0	13	13	100.00%	13	100.00%
#2	6165	Mountain	Vista	High School			
Students With Disabilities		0	25	23	92.00%	23	92.00%
Limited English Proficient		0	1	1	100.00%	1	100.00%
Economically Disadvantaged		0	2	2	100.00%	2	100.00%
Migrant		0	1	1	100.00%	1	100.00%
Title1		0	0	0	n/a	0	n/a




8/29/2006 Colorado Department of Education
 4:14 Data Summary Report File: seyldb9state.lis
 2004-2005 Student End of Year
 STATE GRADUATION RATE BY SCHOOL AND
 IPST CATEGORY

	GRAD BASE ADJUSTMENTS	GRADUATION BASE	GRADUATES	GRADUATION RATE	COMPLETERS	COMPLETION RATE
Homeless	0	0	0	n/a	0	n/a
Gifted and Talented	0	18	18	100.00%	18	100.00%
#2#4	7091	Plum	Creek	Academy Day		Treatment
Students With Disabilities	1	3	0	0.00%	0	0.00%
Limited English Proficient	0	0	0	n/a	0	n/a
Economically Disadvantaged	0	0	0	n/a	0	n/a
Migrant	0	0	0	n/a	0	n/a
Title1	0	0	0	n/a	0	n/a
Homeless	0	0	0	n/a	0	n/a
Gifted and Talented	0	0	0	n/a	0	n/a
#2	7118	Ponderosa	High	School		
Students With Disabilities	0	25	23	92.00%	23	92.00%
Limited English Proficient	0	3	3	100.00%	3	100.00%
Economically Disadvantaged	0	8	8	100.00%	8	100.00%
Migrant	0	2	2	100.00%	2	100.00%
Title1	0	0	0	n/a	0	n/a
Homeless	0	0	0	n/a	0	n/a
Gifted and Talented	0	16	15	93.80%	15	93.80%
#2	8847	Thunderridge	High	School		
Students With Disabilities	0	20	18	90.00%	18	90.00%
Limited English Proficient	0	1	1	100.00%	1	100.00%
Economically Disadvantaged	0	4	4	100.00%	4	100.00%
Migrant	0	1	1	100.00%	1	100.00%
Title1	0	0	0	n/a	0	n/a
Homeless	0	0	0	n/a	0	n/a
Gifted and Talented	0	9	9	100.00%	9	100.00%




8/29/2006 Colorado Department of Education
 4:14 Data Summary Report File: seyldb9state.lis
 2004-2005 Student End of Year
 STATE GRADUATION RATE BY SCHOOL AND
 IPST CATEGORY

	GRAD BASE ADJUSTMENTS	GRADUATION BASE	GRADUATES	GRADUATION RATE	COMPLETERS	COMPLETION RATE
DISTRICT TOTALS (All Schools)						
Students With Disabilities	2	203	181	89.20%	181	89.20%
Limited English Proficient	0	22	20	90.90%	20	90.90%
Economically Disadvantaged	1	37	34	91.90%	34	91.90%
Migrant	0	11	11	100.00%	11	100.00%
Title1	0	0	0	n/a	0	n/a
Homeless	0	0	0	n/a	0	n/a
Gifted and Talented	0	87	86	98.90%	86	98.90%
COUNTY :		19	EAGLE			
District: 0910		EAGLE	COUNTY	RE	50	
#2#4 0205		Red	Canyon	High School		
Students With Disabilities	0	5	3	60.00%	3	60.00%
Limited English Proficient	0	2	2	100.00%	2	100.00%
Economically Disadvantaged	0	9	8	88.90%	8	88.90%
Migrant	0	0	0	n/a	0	n/a
Title1	0	0	0	n/a	0	n/a
Homeless	0	8	7	87.50%	7	87.50%
Gifted and Talented	0	0	0	n/a	0	n/a
#2 0604		Battle	Mountain	High School		
Students With Disabilities	0	11	9	81.80%	9	81.80%
Limited English Proficient	1	31	27	87.10%	27	87.10%
Economically Disadvantaged	1	16	16	100.00%	16	100.00%
Migrant	0	5	5	100.00%	5	100.00%
Title1	0	0	0	n/a	0	n/a
Homeless	0	7	7	100.00%	7	100.00%
Gifted and Talented	0	1	1	100.00%	1	100.00%




8/29/2006 Colorado Department of Education
 4:14 Data Summary Report File: seyldb9state.lis
 2004-2005 Student End of Year
 STATE GRADUATION RATE BY SCHOOL AND
 IPST CATEGORY

	GRAD BASE	GRADUATION		GRADUATION		COMPLETION	
	ADJUSTMENTS	BASE	GRADUATES	RATE	COMPLETERS		RATE
#2	2350	Eagle	Valley	High School			
Students With Disabilities		1	10	9	90.00%	9	90.00%
Limited English Proficient		0	13	13	100.00%	13	100.00%
Economically Disadvantaged		0	16	15	93.80%	15	93.80%
Migrant		0	2	2	100.00%	2	100.00%
Title1		0	0	0	n/a	0	n/a
Homeless		0	0	0	n/a	0	n/a
Gifted and Talented		0	1	1	100.00%	1	100.00%
DISTRICT TOTALS (All Schools)							
Students With Disabilities		1	26	21	80.80%	21	80.80%
Limited English Proficient		1	46	42	91.30%	42	91.30%
Economically Disadvantaged		1	41	39	95.10%	39	95.10%
Migrant		0	7	7	100.00%	7	100.00%
Title1		0	0	0	n/a	0	n/a
Homeless		0	15	14	93.30%	14	93.30%
Gifted and Talented		0	2	2	100.00%	2	100.00%
COUNTY	:	20 ELBERT					
District:	0920	ELIZABETH	C-1				
#1	2572	Elbert	County	Charter School			
Students With Disabilities		0	0	0	n/a	0	n/a
Limited English Proficient		0	0	0	n/a	0	n/a
Economically Disadvantaged		0	0	0	n/a	0	n/a
Migrant		0	0	0	n/a	0	n/a
Title1		0	0	0	n/a	0	n/a
Homeless		0	0	0	n/a	0	n/a
Gifted and Talented		0	0	0	n/a	0	n/a




8/29/2006 Colorado Department of Education
 4:14 Data Summary Report File: seyldb9state.lis
 2004-2005 Student End of Year
 STATE GRADUATION RATE BY SCHOOL AND
 IPST CATEGORY

	GRAD BASE ADJUSTMENTS	GRADUATION BASE	GRADUATES	GRADUATION RATE	COMPLETERS	COMPLETION RATE	
#2	2608	Elizabeth	High	School			
Students With Disabilities		0	12	10	83.30%	10	83.30%
Limited English Proficient		0	0	0	n/a	0	n/a
Economically Disadvantaged		0	7	6	85.70%	6	85.70%
Migrant		0	0	0	n/a	0	n/a
Title1		0	0	0	n/a	0	n/a
Homeless		0	0	0	n/a	0	n/a
Gifted and Talented		0	0	0	n/a	0	n/a
#2#4	3236	Frontier	High	School			
Students With Disabilities		0	3	3	100.00%	3	100.00%
Limited English Proficient		0	0	0	n/a	0	n/a
Economically Disadvantaged		0	0	0	n/a	0	n/a
Migrant		0	0	0	n/a	0	n/a
Title1		0	0	0	n/a	0	n/a
Homeless		0	0	0	n/a	0	n/a
Gifted and Talented		0	0	0	n/a	0	n/a
DISTRICT TOTALS (All Schools)							
Students With Disabilities		0	15	13	86.70%	13	86.70%
Limited English Proficient		0	0	0	n/a	0	n/a
Economically Disadvantaged		0	7	6	85.70%	6	85.70%
Migrant		0	0	0	n/a	0	n/a
Title1		0	0	0	n/a	0	n/a
Homeless		0	0	0	n/a	0	n/a
Gifted and Talented		0	0	0	n/a	0	n/a
District:	0930	KIOWA	C-2				
#2	4728	Kiowa	High	School			




8/29/2006 Colorado Department of Education
 4:14 Data Summary Report File: seyldb9state.lis
 2004-2005 Student End of Year
 STATE GRADUATION RATE BY SCHOOL AND
 IPST CATEGORY

	GRAD BASE ADJUSTMENTS	GRADUATION BASE	GRADUATES	GRADUATION RATE	COMPLETERS	COMPLETION RATE
Students With Disabilities	0	6	6	100.00%	6	100.00%
Limited English Proficient	0	0	0	n/a	0	n/a
Economically Disadvantaged	0	5	5	100.00%	5	100.00%
Migrant	0	0	0	n/a	0	n/a
Title1	0	0	0	n/a	0	n/a
Homeless	0	0	0	n/a	0	n/a
Gifted and Talented	0	0	0	n/a	0	n/a
DISTRICT TOTALS (All Schools)						
Students With Disabilities	0	6	6	100.00%	6	100.00%
Limited English Proficient	0	0	0	n/a	0	n/a
Economically Disadvantaged	0	5	5	100.00%	5	100.00%
Migrant	0	0	0	n/a	0	n/a
Title1	0	0	0	n/a	0	n/a
Homeless	0	0	0	n/a	0	n/a
Gifted and Talented	0	0	0	n/a	0	n/a
District:	0940	BIG	SANDY	100J		
#2	7922	Simla	High	School		
Students With Disabilities	0	3	2	66.70%	2	66.70%
Limited English Proficient	0	0	0	n/a	0	n/a
Economically Disadvantaged	0	10	9	90.00%	9	90.00%
Migrant	0	0	0	n/a	0	n/a
Title1	0	0	0	n/a	0	n/a
Homeless	0	0	0	n/a	0	n/a
Gifted and Talented	0	0	0	n/a	0	n/a
DISTRICT TOTALS (All Schools)						
Students With Disabilities	0	3	2	66.70%	2	66.70%



8/29/2006 Colorado Department of Education
 4:14 Data Summary Report File: seyrd9state.lis
 2004-2005 Student End of Year
 STATE GRADUATION RATE BY SCHOOL AND
 IPST CATEGORY

	GRAD BASE ADJUSTMENTS	GRADUATION BASE	GRADUATES	GRADUATION RATE	COMPLETERS	COMPLETION RATE
Limited English Proficient		0	0	n/a	0	n/a
Economically Disadvantaged		0	10	90.00%	9	90.00%
Migrant		0	0	n/a	0	n/a
Title1		0	0	n/a	0	n/a
Homeless		0	0	n/a	0	n/a
Gifted and Talented		0	0	n/a	0	n/a
District:	0950	ELBERT	200			
#2	2574	Elbert	Junior-Senior	High School		
Students With Disabilities		0	2	100.00%	2	100.00%
Limited English Proficient		0	0	n/a	0	n/a
Economically Disadvantaged		0	2	100.00%	2	100.00%
Migrant		0	0	n/a	0	n/a
Title1		0	0	n/a	0	n/a
Homeless		0	0	n/a	0	n/a
Gifted and Talented		0	0	n/a	0	n/a
DISTRICT TOTALS (All Schools)						
Students With Disabilities		0	2	100.00%	2	100.00%
Limited English Proficient		0	0	n/a	0	n/a
Economically Disadvantaged		0	2	100.00%	2	100.00%
Migrant		0	0	n/a	0	n/a
Title1		0	0	n/a	0	n/a
Homeless		0	0	n/a	0	n/a
Gifted and Talented		0	0	n/a	0	n/a
District:	0960	AGATE	300			
#2	0048	Agate	Junior-Senior	High School		
Students With Disabilities		0	1	100.00%	1	100.00%




8/29/2006 Colorado Department of Education
 4:14 Data Summary Report File: seyldb9state.lis
 2004-2005 Student End of Year
 STATE GRADUATION RATE BY SCHOOL AND
 IPST CATEGORY

	GRAD BASE ADJUSTMENTS	GRADUATION BASE	GRADUATES	GRADUATION RATE	COMPLETERS	COMPLETION RATE
Limited English Proficient	0	0	0	n/a	0	n/a
Economically Disadvantaged	0	2	2	100.00%	2	100.00%
Migrant	0	0	0	n/a	0	n/a
Title1	0	0	0	n/a	0	n/a
Homeless	0	0	0	n/a	0	n/a
Gifted and Talented	0	0	0	n/a	0	n/a
DISTRICT TOTALS (All Schools)						
Students With Disabilities	0	1	1	100.00%	1	100.00%
Limited English Proficient	0	0	0	n/a	0	n/a
Economically Disadvantaged	0	2	2	100.00%	2	100.00%
Migrant	0	0	0	n/a	0	n/a
Title1	0	0	0	n/a	0	n/a
Homeless	0	0	0	n/a	0	n/a
Gifted and Talented	0	0	0	n/a	0	n/a
COUNTY	:		21 EL	PASO		
District:	0970	CALHAN	RJ-1			
#2	1218	Calhan	High	School		
Students With Disabilities	0	3	3	100.00%	3	100.00%
Limited English Proficient	0	0	0	n/a	0	n/a
Economically Disadvantaged	0	4	4	100.00%	4	100.00%
Migrant	0	0	0	n/a	0	n/a
Title1	0	0	0	n/a	0	n/a
Homeless	0	0	0	n/a	0	n/a
Gifted and Talented	0	0	0	n/a	0	n/a
DISTRICT TOTALS (All Schools)						
Students With Disabilities	0	3	3	100.00%	3	100.00%




8/29/2006 Colorado Department of Education
 4:14 Data Summary Report File: seyrd9state.lis
 2004-2005 Student End of Year
 STATE GRADUATION RATE BY SCHOOL AND
 IPST CATEGORY

	GRAD BASE ADJUSTMENTS	GRADUATION BASE	GRADUATES	GRADUATION RATE	COMPLETERS	COMPLETION RATE
Limited English Proficient		0	0	n/a	0	n/a
Economically Disadvantaged		0	4	100.00%	4	100.00%
Migrant		0	0	n/a	0	n/a
Title1		0	0	n/a	0	n/a
Homeless		0	0	n/a	0	n/a
Gifted and Talented		0	0	n/a	0	n/a
District:	0980	HARRISON				
#2#4	0029	Adult &		Family Literacy		
Students With Disabilities		0	1	0.00%	1	100.00%
Limited English Proficient		0	1	0.00%	0	0.00%
Economically Disadvantaged		0	11	0.00%	7	63.60%
Migrant		0	0	n/a	0	n/a
Title1		0	0	n/a	0	n/a
Homeless		0	0	n/a	0	n/a
Gifted and Talented		0	2	0.00%	2	100.00%
#2	3806	Harrison	High	School		
Students With Disabilities		2	35	65.70%	23	65.70%
Limited English Proficient		0	23	65.20%	15	65.20%
Economically Disadvantaged		1	101	80.20%	81	80.20%
Migrant		0	1	0.00%	0	0.00%
Title1		0	0	n/a	0	n/a
Homeless		0	6	66.70%	4	66.70%
Gifted and Talented		0	25	96.00%	24	96.00%
#2#4	3808	New	Horizons	Evening School		
Students With Disabilities		0	5	60.00%	3	60.00%
Limited English Proficient		0	2	50.00%	1	50.00%




8/29/2006 Colorado Department of Education
 4:14 Data Summary Report File: seyrd9state.lis
 2004-2005 Student End of Year
 STATE GRADUATION RATE BY SCHOOL AND
 IPST CATEGORY

	GRAD BASE ADJUSTMENTS	GRADUATION BASE	GRADUATES	GRADUATION RATE	COMPLETERS	COMPLETION RATE	
Economically Disadvantaged		0	12	5	41.70%	5	41.70%
Migrant		0	0	0	n/a	0	n/a
Title1		0	0	0	n/a	0	n/a
Homeless		0	0	0	n/a	0	n/a
Gifted and Talented		0	0	0	n/a	0	n/a
#2	4378	James	Irwin		Charter High		School
Students With Disabilities		0	0	0	n/a	0	n/a
Limited English Proficient		0	0	0	n/a	0	n/a
Economically Disadvantaged		0	8	7	87.50%	7	87.50%
Migrant		0	0	0	n/a	0	n/a
Title1		0	0	0	n/a	0	n/a
Homeless		0	0	0	n/a	0	n/a
Gifted and Talented		0	0	0	n/a	0	n/a
#2#4	6244	New	Horizons		Day School		
Students With Disabilities		0	1	0	0.00%	0	0.00%
Limited English Proficient		0	0	0	n/a	0	n/a
Economically Disadvantaged		0	3	1	33.30%	1	33.30%
Migrant		0	0	0	n/a	0	n/a
Title1		0	0	0	n/a	0	n/a
Homeless		0	0	0	n/a	0	n/a
Gifted and Talented		0	0	0	n/a	0	n/a
#2	7882	Sierra	High		School		
Students With Disabilities		1	38	30	78.90%	30	78.90%
Limited English Proficient		1	11	8	72.70%	8	72.70%
Economically Disadvantaged		2	113	91	80.50%	91	80.50%
Migrant		0	1	0	0.00%	0	0.00%




8/29/2006 Colorado Department of Education
 4:14 Data Summary Report File: seyldb9state.lis
 2004-2005 Student End of Year
 STATE GRADUATION RATE BY SCHOOL AND
 IPST CATEGORY

	GRAD BASE ADJUSTMENTS	GRADUATION BASE	GRADUATES	GRADUATION RATE	GRADUATION COMPLETERS	COMPLETION RATE	
Title1		0	0	0	n/a	0	n/a
Homeless		0	0	0	n/a	0	n/a
Gifted and Talented		1	25	24	96.00%	24	96.00%
#2	8940	Shivers	Academy		Charter School		
Students With Disabilities		0	1	0	0.00%	0	0.00%
Limited English Proficient		0	0	0	n/a	0	n/a
Economically Disadvantaged		1	3	3	100.00%	3	100.00%
Migrant		0	0	0	n/a	0	n/a
Title1		0	0	0	n/a	0	n/a
Homeless		0	0	0	n/a	0	n/a
Gifted and Talented		0	0	0	n/a	0	n/a
DISTRICT TOTALS (All Schools)							
Students With Disabilities		3	81	56	69.10%	57	70.40%
Limited English Proficient		1	37	24	64.90%	24	64.90%
Economically Disadvantaged		4	251	188	74.90%	195	77.70%
Migrant		0	2	0	0.00%	0	0.00%
Title1		0	0	0	n/a	0	n/a
Homeless		0	6	4	66.70%	4	66.70%
Gifted and Talented		1	52	48	92.30%	50	96.20%
District:	0990	WIDEFIELD		3			
#2	5841	Mesa	Ridge		High School		
Students With Disabilities		2	18	13	72.20%	13	72.20%
Limited English Proficient		0	0	0	n/a	0	n/a
Economically Disadvantaged		0	4	4	100.00%	4	100.00%
Migrant		0	0	0	n/a	0	n/a
Title1		0	0	0	n/a	0	n/a




8/29/2006 Colorado Department of Education
 4:14 Data Summary Report File: seyldb9state.lis
 2004-2005 Student End of Year
 STATE GRADUATION RATE BY SCHOOL AND
 IPST CATEGORY

	GRAD BASE ADJUSTMENTS	GRADUATION BASE	GRADUATES	GRADUATION RATE	COMPLETERS	COMPLETION RATE	
Homeless		0	2	2	100.00%	2	100.00%
Gifted and Talented		0	0	0	n/a	0	n/a
#2#4	9560	Discovery	High	School			
Students With Disabilities		0	0	0	n/a	0	n/a
Limited English Proficient		0	0	0	n/a	0	n/a
Economically Disadvantaged		0	0	0	n/a	0	n/a
Migrant		0	0	0	n/a	0	n/a
Title1		0	0	0	n/a	0	n/a
Homeless		0	0	0	n/a	0	n/a
Gifted and Talented		0	0	0	n/a	0	n/a
#2	9566	Widefield	High	School			
Students With Disabilities		0	32	26	81.30%	26	81.30%
Limited English Proficient		0	5	5	100.00%	5	100.00%
Economically Disadvantaged		0	1	1	100.00%	1	100.00%
Migrant		0	0	0	n/a	0	n/a
Title1		0	0	0	n/a	0	n/a
Homeless		0	0	0	n/a	0	n/a
Gifted and Talented		0	0	0	n/a	0	n/a
DISTRICT TOTALS (All Schools)							
Students With Disabilities		2	50	39	78.00%	39	78.00%
Limited English Proficient		0	5	5	100.00%	5	100.00%
Economically Disadvantaged		0	5	5	100.00%	5	100.00%
Migrant		0	0	0	n/a	0	n/a
Title1		0	0	0	n/a	0	n/a
Homeless		0	2	2	100.00%	2	100.00%
Gifted and Talented		0	0	0	n/a	0	n/a



8/29/2006 Colorado Department of Education
 4:14 Data Summary Report File: seyldb9state.lis
 2004-2005 Student End of Year
 STATE GRADUATION RATE BY SCHOOL AND
 IPST CATEGORY

	GRAD BASE ADJUSTMENTS	GRADUATION BASE	GRADUATES	GRADUATION RATE	COMPLETERS	COMPLETION RATE
District:	1000	FOUNTAIN	8			
#2#4	0203	Lorraine	Alternative	High School		
Students With Disabilities		0	0	0	n/a	0
Limited English Proficient		0	0	0	n/a	0
Economically Disadvantaged		0	1	1	100.00%	1
Migrant		0	0	0	n/a	0
Title1		0	0	0	n/a	0
Homeless		0	0	0	n/a	0
Gifted and Talented		0	0	0	n/a	0
#2	3110	Fountain-Fort	Carson	High School		
Students With Disabilities		2	43	31	72.10%	31
Limited English Proficient		0	3	2	66.70%	2
Economically Disadvantaged		4	52	47	90.40%	47
Migrant		0	0	0	n/a	0
Title1		0	0	0	n/a	0
Homeless		0	0	0	n/a	0
Gifted and Talented		0	0	0	n/a	0
DISTRICT TOTALS (All Schools)						
Students With Disabilities		2	43	31	72.10%	31
Limited English Proficient		0	3	2	66.70%	2
Economically Disadvantaged		4	53	48	90.60%	48
Migrant		0	0	0	n/a	0
Title1		0	0	0	n/a	0
Homeless		0	0	0	n/a	0
Gifted and Talented		0	0	0	n/a	0
District:	1010	COLORADO	SPRINGS	11		




8/29/2006 Colorado Department of Education
 4:14 Data Summary Report File: seyldb9state.lis
 2004-2005 Student End of Year
 STATE GRADUATION RATE BY SCHOOL AND
 IPST CATEGORY

	GRAD BASE ADJUSTMENTS	GRADUATION BASE	GRADUATES	GRADUATION RATE	COMPLETERS	COMPLETION RATE	
#2#4#5*	0121	Doherty	Night	School			
Students With Disabilities		0	0	0	n/a	0	n/a
Limited English Proficient		0	0	0	n/a	0	n/a
Economically Disadvantaged		0	0	0	n/a	0	n/a
Migrant		0	0	0	n/a	0	n/a
Title1		0	0	0	n/a	0	n/a
Homeless		0	0	0	n/a	0	n/a
Gifted and Talented		0	0	0	n/a	0	n/a
#2#4	0871	Bijou	Alternative	Program			
Students With Disabilities		0	3	1	33.30%	1	33.30%
Limited English Proficient		0	1	1	100.00%	1	100.00%
Economically Disadvantaged		10	18	4	22.20%	7	38.90%
Migrant		0	0	0	n/a	0	n/a
Title1		0	0	0	n/a	0	n/a
Homeless		0	2	0	0.00%	0	0.00%
Gifted and Talented		0	3	2	66.70%	3	100.00%
#2#4	1616	Civa	Charter	School			
Students With Disabilities		0	1	1	100.00%	1	100.00%
Limited English Proficient		0	0	0	n/a	0	n/a
Economically Disadvantaged		0	12	9	75.00%	10	83.30%
Migrant		0	0	0	n/a	0	n/a
Title1		0	0	0	n/a	0	n/a
Homeless		0	0	0	n/a	0	n/a
Gifted and Talented		0	3	3	100.00%	3	100.00%
#2	1870	Coronado	High	School			
Students With Disabilities		1	12	8	66.70%	8	66.70%


8/29/2006 Colorado Department of Education
 4:14 Data Summary Report File: seyrd9state.lis
 2004-2005 Student End of Year
 STATE GRADUATION RATE BY SCHOOL AND
 IPST CATEGORY

	GRAD BASE ADJUSTMENTS	GRADUATION BASE	GRADUATES	GRADUATION RATE	COMPLETERS	COMPLETION RATE
Limited English Proficient	0	7	6	85.70%	6	85.70%
Economically Disadvantaged	5	56	40	71.40%	42	75.00%
Migrant	0	0	0	n/a	0	n/a
Title1	0	0	0	n/a	0	n/a
Homeless	1	0	0	n/a	0	n/a
Gifted and Talented	0	50	49	98.00%	50	100.00%
#2	1885	Community	Prep	Charter School		
Students With Disabilities	0	6	4	66.70%	4	66.70%
Limited English Proficient	0	1	0	0.00%	0	0.00%
Economically Disadvantaged	4	16	6	37.50%	6	37.50%
Migrant	0	0	0	n/a	0	n/a
Title1	0	0	0	n/a	0	n/a
Homeless	1	0	0	n/a	0	n/a
Gifted and Talented	0	0	0	n/a	0	n/a
#1#5*	2198	Diagnostic	And	Special Learning	Center	
Students With Disabilities	0	0	0	n/a	0	n/a
Limited English Proficient	0	0	0	n/a	0	n/a
Economically Disadvantaged	0	0	0	n/a	0	n/a
Migrant	0	0	0	n/a	0	n/a
Title1	0	0	0	n/a	0	n/a
Homeless	0	0	0	n/a	0	n/a
Gifted and Talented	0	0	0	n/a	0	n/a
#2	2202	Doherty	High	School		
Students With Disabilities	3	21	14	66.70%	14	66.70%
Limited English Proficient	0	7	6	85.70%	6	85.70%
Economically Disadvantaged	9	93	70	75.30%	72	77.40%




8/29/2006 Colorado Department of Education
 4:14 Data Summary Report File: seyrd9state.lis
 2004-2005 Student End of Year
 STATE GRADUATION RATE BY SCHOOL AND
 IPST CATEGORY

	GRAD BASE ADJUSTMENTS	GRADUATION BASE	GRADUATES	GRADUATION RATE	COMPLETERS	COMPLETION RATE
Migrant		0	0	n/a	0	n/a
Title1		0	0	n/a	0	n/a
Homeless		0	0	n/a	0	n/a
Gifted and Talented		0	67	98.50%	66	98.50%
#2#4	2528	Nikola	Tesla	Education Opportunity		Center
Students With Disabilities		0	11	36.40%	4	36.40%
Limited English Proficient		0	1	0.00%	0	0.00%
Economically Disadvantaged		8	44	45.50%	22	50.00%
Migrant		0	0	n/a	0	n/a
Title1		0	0	n/a	0	n/a
Homeless		0	0	n/a	0	n/a
Gifted and Talented		0	1	100.00%	1	100.00%
#2	3470	Globe	Charter	School		
Students With Disabilities		0	1	100.00%	1	100.00%
Limited English Proficient		0	0	n/a	0	n/a
Economically Disadvantaged		1	4	50.00%	2	50.00%
Migrant		0	0	n/a	0	n/a
Title1		0	0	n/a	0	n/a
Homeless		0	0	n/a	0	n/a
Gifted and Talented		0	0	n/a	0	n/a
#1	5146	Life Skills Center Of Colorado Springs				
Students With Disabilities		0	1	0.00%	1	100.00%
Limited English Proficient		0	0	n/a	0	n/a
Economically Disadvantaged		0	9	22.20%	5	55.60%
Migrant		0	0	n/a	0	n/a
Title1		0	0	n/a	0	n/a




8/29/2006 Colorado Department of Education
 4:14 Data Summary Report File: seyldb9state.lis
 2004-2005 Student End of Year
 STATE GRADUATION RATE BY SCHOOL AND
 IPST CATEGORY

	GRAD BASE ADJUSTMENTS	GRADUATION BASE	GRADUATES	GRADUATION RATE	COMPLETERS	COMPLETION RATE
Homeless		0	0	n/a	0	n/a
Gifted and Talented		0	0	n/a	0	n/a
#2	5948	Mitchell	High	School		
Students With Disabilities	5	25	17	68.00%	17	68.00%
Limited English Proficient	1	30	27	90.00%	27	90.00%
Economically Disadvantaged	13	140	87	62.10%	95	67.90%
Migrant	0	0	0	n/a	0	n/a
Title1	0	0	0	n/a	0	n/a
Homeless	0	0	0	n/a	0	n/a
Gifted and Talented	0	38	36	94.70%	37	97.40%
#2	6680	Palmer	High	School		
Students With Disabilities	3	43	29	67.40%	30	69.80%
Limited English Proficient	1	15	15	100.00%	15	100.00%
Economically Disadvantaged	12	95	68	71.60%	71	74.70%
Migrant	0	0	0	n/a	0	n/a
Title1	0	0	0	n/a	0	n/a
Homeless	0	1	1	100.00%	1	100.00%
Gifted and Talented	0	80	79	98.80%	79	98.80%
#2#4#5*	6681	Palmer	Night	School		
Students With Disabilities	0	0	0	n/a	0	n/a
Limited English Proficient	0	0	0	n/a	0	n/a
Economically Disadvantaged	0	0	0	n/a	0	n/a
Migrant	0	0	0	n/a	0	n/a
Title1	0	0	0	n/a	0	n/a
Homeless	0	0	0	n/a	0	n/a
Gifted and Talented	0	0	0	n/a	0	n/a




8/29/2006 Colorado Department of Education
 4:14 Data Summary Report File: seyldb9state.lis
 2004-2005 Student End of Year
 STATE GRADUATION RATE BY SCHOOL AND
 IPST CATEGORY

	GRAD BASE ADJUSTMENTS	GRADUATION BASE	GRADUATES	GRADUATION RATE	COMPLETERS	COMPLETION RATE	
#2#5*	8148	Special	Programs				
Students With Disabilities		0	0	0	n/a	0	n/a
Limited English Proficient		0	0	0	n/a	0	n/a
Economically Disadvantaged		0	0	0	n/a	0	n/a
Migrant		0	0	0	n/a	0	n/a
Title1		0	0	0	n/a	0	n/a
Homeless		0	0	0	n/a	0	n/a
Gifted and Talented		0	0	0	n/a	0	n/a
#2	9298	Wasson	High	School			
Students With Disabilities		1	25	19	76.00%	20	80.00%
Limited English Proficient		0	14	9	64.30%	9	64.30%
Economically Disadvantaged		13	113	90	79.60%	91	80.50%
Migrant		0	0	0	n/a	0	n/a
Title1		0	0	0	n/a	0	n/a
Homeless		0	0	0	n/a	0	n/a
Gifted and Talented		0	32	32	100.00%	32	100.00%
DISTRICT TOTALS (All Schools)							
Students With Disabilities		13	149	98	65.80%	101	67.80%
Limited English Proficient		2	76	64	84.20%	64	84.20%
Economically Disadvantaged		75	600	398	66.30%	423	70.50%
Migrant		0	0	0	n/a	0	n/a
Title1		0	0	0	n/a	0	n/a
Homeless		2	3	1	33.30%	1	33.30%
Gifted and Talented		0	274	268	97.80%	271	98.90%
District:	1020	CHEYENNE	MOUNTAIN	12			
#2	1590	Cheyenne	Mountain	High School			




8/29/2006 Colorado Department of Education
 4:14 Data Summary Report File: seyldb9state.lis
 2004-2005 Student End of Year
 STATE GRADUATION RATE BY SCHOOL AND
 IPST CATEGORY

	GRAD BASE ADJUSTMENTS	GRADUATION BASE	GRADUATES	GRADUATION RATE	COMPLETERS	COMPLETION RATE
Students With Disabilities	0	15	13	86.70%	13	86.70%
Limited English Proficient	0	2	2	100.00%	2	100.00%
Economically Disadvantaged	0	0	0	n/a	0	n/a
Migrant	0	0	0	n/a	0	n/a
Title1	0	0	0	n/a	0	n/a
Homeless	0	0	0	n/a	0	n/a
Gifted and Talented	0	0	0	n/a	0	n/a
DISTRICT TOTALS (All Schools)						
Students With Disabilities	0	15	13	86.70%	13	86.70%
Limited English Proficient	0	2	2	100.00%	2	100.00%
Economically Disadvantaged	0	0	0	n/a	0	n/a
Migrant	0	0	0	n/a	0	n/a
Title1	0	0	0	n/a	0	n/a
Homeless	0	0	0	n/a	0	n/a
Gifted and Talented	0	0	0	n/a	0	n/a
District:	1030	MANITOU	SPRINGS	14		
#2	5468	Manitou	Springs	High School		
Students With Disabilities	0	14	14	100.00%	14	100.00%
Limited English Proficient	0	1	1	100.00%	1	100.00%
Economically Disadvantaged	0	13	13	100.00%	13	100.00%
Migrant	0	0	0	n/a	0	n/a
Title1	0	0	0	n/a	0	n/a
Homeless	0	0	0	n/a	0	n/a
Gifted and Talented	0	0	0	n/a	0	n/a
DISTRICT TOTALS (All Schools)						
Students With Disabilities	0	14	14	100.00%	14	100.00%




8/29/2006 Colorado Department of Education
 4:14 Data Summary Report File: seyrd9state.lis
 2004-2005 Student End of Year
 STATE GRADUATION RATE BY SCHOOL AND
 IPST CATEGORY

	GRAD BASE ADJUSTMENTS	GRADUATION BASE	GRADUATES	GRADUATION RATE	COMPLETERS	COMPLETION RATE
Limited English Proficient		0	1	100.00%	1	100.00%
Economically Disadvantaged		0	13	100.00%	13	100.00%
Migrant		0	0	n/a	0	n/a
Title1		0	0	n/a	0	n/a
Homeless		0	0	n/a	0	n/a
Gifted and Talented		0	0	n/a	0	n/a
District: #2	1040 0076	ACADEMY Air Academy		High School		
Students With Disabilities		0	18	88.90%	16	88.90%
Limited English Proficient		0	0	n/a	0	n/a
Economically Disadvantaged		0	10	90.00%	9	90.00%
Migrant		0	0	n/a	0	n/a
Title1		0	0	n/a	0	n/a
Homeless		0	0	n/a	0	n/a
Gifted and Talented		0	93	100.00%	93	100.00%
#2#4	0209	Aspen Valley		High School		
Students With Disabilities		0	2	0.00%	1	50.00%
Limited English Proficient		0	0	n/a	0	n/a
Economically Disadvantaged		0	2	50.00%	2	100.00%
Migrant		0	0	n/a	0	n/a
Title1		0	0	n/a	0	n/a
Homeless		0	0	n/a	0	n/a
Gifted and Talented		0	1	100.00%	1	100.00%
#2	1627	The Classical		Academy Charter		
Students With Disabilities		0	2	100.00%	2	100.00%
Limited English Proficient		0	0	n/a	0	n/a




8/29/2006 Colorado Department of Education
 4:14 Data Summary Report File: seyrd9state.lis
 2004-2005 Student End of Year
 STATE GRADUATION RATE BY SCHOOL AND
 IPST CATEGORY

	GRAD BASE ADJUSTMENTS	GRADUATION BASE	GRADUATES	GRADUATION RATE	COMPLETERS	COMPLETION RATE	
Economically Disadvantaged		0	0	n/a	0	n/a	
Migrant		0	0	n/a	0	n/a	
Title1		0	0	n/a	0	n/a	
Homeless		0	0	n/a	0	n/a	
Gifted and Talented		0	0	n/a	0	n/a	
#2	5126	Liberty	High	School			
Students With Disabilities		1	28	21	75.00%	21	75.00%
Limited English Proficient		0	0	0	n/a	0	n/a
Economically Disadvantaged		1	14	12	85.70%	12	85.70%
Migrant		0	0	0	n/a	0	n/a
Title1		0	0	0	n/a	0	n/a
Homeless		0	0	0	n/a	0	n/a
Gifted and Talented		0	42	41	97.60%	42	100.00%
#2	6937	Pine	Creek	High School			
Students With Disabilities		2	25	22	88.00%	22	88.00%
Limited English Proficient		0	0	0	n/a	0	n/a
Economically Disadvantaged		1	4	4	100.00%	4	100.00%
Migrant		0	0	0	n/a	0	n/a
Title1		0	0	0	n/a	0	n/a
Homeless		0	0	0	n/a	0	n/a
Gifted and Talented		0	48	48	100.00%	48	100.00%
#2	7240	Rampart	High	School			
Students With Disabilities		0	25	18	72.00%	18	72.00%
Limited English Proficient		0	14	14	100.00%	14	100.00%
Economically Disadvantaged		1	14	10	71.40%	10	71.40%
Migrant		0	1	1	100.00%	1	100.00%




8/29/2006 Colorado Department of Education
 4:14 Data Summary Report File: seyldb9state.lis
 2004-2005 Student End of Year
 STATE GRADUATION RATE BY SCHOOL AND
 IPST CATEGORY

	GRAD BASE ADJUSTMENTS	GRADUATION BASE	GRADUATES	GRADUATION RATE	GRADUATION COMPLETERS	COMPLETION RATE
Title1		0	0	n/a	0	n/a
Homeless		0	0	n/a	0	n/a
Gifted and Talented		0	46	95.70%	44	95.70%
DISTRICT TOTALS (All Schools)						
Students With Disabilities		3	100	79.00%	80	80.00%
Limited English Proficient		0	14	100.00%	14	100.00%
Economically Disadvantaged		3	44	81.80%	37	84.10%
Migrant		0	1	100.00%	1	100.00%
Title1		0	0	n/a	0	n/a
Homeless		0	0	n/a	0	n/a
Gifted and Talented		0	230	98.70%	228	99.10%
District:	1050	ELLCOTT				
#2	2642	Ellicott	Senior		High School	
Students With Disabilities		0	0	n/a	0	n/a
Limited English Proficient		0	0	n/a	0	n/a
Economically Disadvantaged		1	19	78.90%	15	78.90%
Migrant		0	0	n/a	0	n/a
Title1		0	0	n/a	0	n/a
Homeless		0	0	n/a	0	n/a
Gifted and Talented		0	0	n/a	0	n/a
DISTRICT TOTALS (All Schools)						
Students With Disabilities		0	0	n/a	0	n/a
Limited English Proficient		0	0	n/a	0	n/a
Economically Disadvantaged		1	19	78.90%	15	78.90%
Migrant		0	0	n/a	0	n/a
Title1		0	0	n/a	0	n/a




8/29/2006 Colorado Department of Education
 4:14 Data Summary Report File: seyldb9state.lis
 2004-2005 Student End of Year
 STATE GRADUATION RATE BY SCHOOL AND
 IPST CATEGORY

	GRAD BASE ADJUSTMENTS	GRADUATION BASE	GRADUATES	GRADUATION RATE	COMPLETERS	COMPLETION RATE
Homeless		0	0	n/a	0	n/a
Gifted and Talented		0	0	n/a	0	n/a
District:	1060	PEYTON	23	JT		
#2	6902	Peyton	High	School		
Students With Disabilities		0	4	100.00%	4	100.00%
Limited English Proficient		0	0	n/a	0	n/a
Economically Disadvantaged		0	9	100.00%	9	100.00%
Migrant		0	0	n/a	0	n/a
Title1		0	53	94.30%	51	96.20%
Homeless		0	0	n/a	0	n/a
Gifted and Talented		0	0	n/a	0	n/a
DISTRICT TOTALS (All Schools)						
Students With Disabilities		0	4	100.00%	4	100.00%
Limited English Proficient		0	0	n/a	0	n/a
Economically Disadvantaged		0	9	100.00%	9	100.00%
Migrant		0	0	n/a	0	n/a
Title1		0	53	94.30%	51	96.20%
Homeless		0	0	n/a	0	n/a
Gifted and Talented		0	0	n/a	0	n/a
District:	1070	HANOVER	28			
#2	3758	Hanover	Junior-Senior	High School		
Students With Disabilities		0	2	50.00%	1	50.00%
Limited English Proficient		0	0	n/a	0	n/a
Economically Disadvantaged		0	12	83.30%	10	83.30%
Migrant		0	1	100.00%	1	100.00%
Title1		0	0	n/a	0	n/a




8/29/2006 Colorado Department of Education
 4:14 Data Summary Report File: seyldb9state.lis
 2004-2005 Student End of Year
 STATE GRADUATION RATE BY SCHOOL AND
 IPST CATEGORY

	GRAD BASE ADJUSTMENTS	GRADUATION BASE	GRADUATES	GRADUATION RATE	COMPLETERS	COMPLETION RATE
Homeless		0	0	n/a	0	n/a
Gifted and Talented		0	0	n/a	0	n/a
DISTRICT TOTALS (All Schools)						
Students With Disabilities		0	2	50.00%	1	50.00%
Limited English Proficient		0	0	n/a	0	n/a
Economically Disadvantaged		0	12	83.30%	10	83.30%
Migrant		0	1	100.00%	1	100.00%
Title1		0	0	n/a	0	n/a
Homeless		0	0	n/a	0	n/a
Gifted and Talented		0	0	n/a	0	n/a
District:	1080	LEWIS-PALMER			38	
#2*	5093	Monument	Charter	Academy		
Students With Disabilities		0	0	n/a	0	n/a
Limited English Proficient		0	0	n/a	0	n/a
Economically Disadvantaged		0	0	n/a	0	n/a
Migrant		0	0	n/a	0	n/a
Title1		0	0	n/a	0	n/a
Homeless		0	0	n/a	0	n/a
Gifted and Talented		0	0	n/a	0	n/a
#2	5100	Lewis-Palmer	High	School		
Students With Disabilities		0	17	94.10%	17	100.00%
Limited English Proficient		0	1	100.00%	1	100.00%
Economically Disadvantaged		1	10	100.00%	10	100.00%
Migrant		0	0	n/a	0	n/a
Title1		0	0	n/a	0	n/a
Homeless		0	0	n/a	0	n/a




8/29/2006 Colorado Department of Education
 4:14 Data Summary Report File: seyldb9state.lis
 2004-2005 Student End of Year
 STATE GRADUATION RATE BY SCHOOL AND
 IPST CATEGORY

	GRAD BASE ADJUSTMENTS	GRADUATION BASE	GRADUATES	GRADUATION RATE	COMPLETERS	COMPLETION RATE	
Gifted and Talented		0	51	51	100.00%	51	100.00%
DISTRICT TOTALS (All Schools)							
Students With Disabilities		0	17	16	94.10%	17	100.00%
Limited English Proficient		0	1	1	100.00%	1	100.00%
Economically Disadvantaged		1	10	10	100.00%	10	100.00%
Migrant		0	0	0	n/a	0	n/a
Title1		0	0	0	n/a	0	n/a
Homeless		0	0	0	n/a	0	n/a
Gifted and Talented		0	51	51	100.00%	51	100.00%
District:	1110	FALCON		49			
#2	2908	Falcon	High	School			
Students With Disabilities		1	27	23	85.20%	23	85.20%
Limited English Proficient		0	0	0	n/a	0	n/a
Economically Disadvantaged		0	17	16	94.10%	16	94.10%
Migrant		0	0	0	n/a	0	n/a
Title1		0	0	0	n/a	0	n/a
Homeless		0	0	0	n/a	0	n/a
Gifted and Talented		0	1	1	100.00%	1	100.00%
#2	7613	Sand	Creek	High School			
Students With Disabilities		2	44	38	86.40%	38	86.40%
Limited English Proficient		0	0	0	n/a	0	n/a
Economically Disadvantaged		0	37	35	94.60%	35	94.60%
Migrant		0	0	0	n/a	0	n/a
Title1		0	0	0	n/a	0	n/a
Homeless		0	0	0	n/a	0	n/a
Gifted and Talented		0	0	0	n/a	0	n/a




8/29/2006 Colorado Department of Education
 4:14 Data Summary Report File: seyldb9state.lis
 2004-2005 Student End of Year
 STATE GRADUATION RATE BY SCHOOL AND
 IPST CATEGORY

	GRAD BASE ADJUSTMENTS	GRADUATION BASE	GRADUATES	GRADUATION RATE	COMPLETERS	COMPLETION RATE
DISTRICT TOTALS (All Schools)						
Students With Disabilities		3	71	61	85.90%	61 85.90%
Limited English Proficient		0	0	0	n/a	0 n/a
Economically Disadvantaged		0	54	51	94.40%	51 94.40%
Migrant		0	0	0	n/a	0 n/a
Title1		0	0	0	n/a	0 n/a
Homeless		0	0	0	n/a	0 n/a
Gifted and Talented		0	1	1	100.00%	1 100.00%
District:	1120	EDISON		54	JT	
#2	2504	Edison	Academy			
Students With Disabilities		0	0	0	n/a	0 n/a
Limited English Proficient		0	0	0	n/a	0 n/a
Economically Disadvantaged		0	0	0	n/a	0 n/a
Migrant		0	0	0	n/a	0 n/a
Title1		0	0	0	n/a	0 n/a
Homeless		0	0	0	n/a	0 n/a
Gifted and Talented		0	0	0	n/a	0 n/a
#2	2526	Edison	Junior-Senior		High School	
Students With Disabilities		0	1	1	100.00%	1 100.00%
Limited English Proficient		0	0	0	n/a	0 n/a
Economically Disadvantaged		0	4	4	100.00%	4 100.00%
Migrant		0	0	0	n/a	0 n/a
Title1		0	0	0	n/a	0 n/a
Homeless		0	0	0	n/a	0 n/a
Gifted and Talented		0	0	0	n/a	0 n/a
DISTRICT TOTALS (All Schools)						




8/29/2006 Colorado Department of Education
 4:14 Data Summary Report File: seyrd9state.lis
 2004-2005 Student End of Year
 STATE GRADUATION RATE BY SCHOOL AND
 IPST CATEGORY

	GRAD BASE ADJUSTMENTS	GRADUATION BASE	GRADUATES	GRADUATION RATE	COMPLETERS	COMPLETION RATE
Students With Disabilities		0	1	100.00%	1	100.00%
Limited English Proficient		0	0	n/a	0	n/a
Economically Disadvantaged		0	4	100.00%	4	100.00%
Migrant		0	0	n/a	0	n/a
Title1		0	0	n/a	0	n/a
Homeless		0	0	n/a	0	n/a
Gifted and Talented		0	0	n/a	0	n/a
District:	1130	MIAMI/YODER		60	JT	
#2	5854	Miami/Yoder	Junior-Senior		High School	
Students With Disabilities		0	3	100.00%	3	100.00%
Limited English Proficient		0	0	n/a	0	n/a
Economically Disadvantaged		2	14	85.70%	12	85.70%
Migrant		0	0	n/a	0	n/a
Title1		0	0	n/a	0	n/a
Homeless		0	0	n/a	0	n/a
Gifted and Talented		0	0	n/a	0	n/a
DISTRICT TOTALS (All Schools)						
Students With Disabilities		0	3	100.00%	3	100.00%
Limited English Proficient		0	0	n/a	0	n/a
Economically Disadvantaged		2	14	85.70%	12	85.70%
Migrant		0	0	n/a	0	n/a
Title1		0	0	n/a	0	n/a
Homeless		0	0	n/a	0	n/a
Gifted and Talented		0	0	n/a	0	n/a
COUNTY	:	22 FREMONT				
District:	1140	CANON	CITY		RE-1	




8/29/2006 Colorado Department of Education
 4:14 Data Summary Report File: seyldb9state.lis
 2004-2005 Student End of Year
 STATE GRADUATION RATE BY SCHOOL AND
 IPST CATEGORY

	GRAD BASE ADJUSTMENTS	GRADUATION BASE	GRADUATES	GRADUATION RATE	COMPLETERS	COMPLETION RATE	
#2	1266	Canon	City		High School		
Students With Disabilities		2	22	18	81.80%	18	81.80%
Limited English Proficient		0	0	0	n/a	0	n/a
Economically Disadvantaged		0	74	70	94.60%	70	94.60%
Migrant		0	0	0	n/a	0	n/a
Title1		0	0	0	n/a	0	n/a
Homeless		0	1	1	100.00%	1	100.00%
Gifted and Talented		0	0	0	n/a	0	n/a
#2#4	3211	Garden	Park		High School		
Students With Disabilities		0	4	2	50.00%	2	50.00%
Limited English Proficient		0	0	0	n/a	0	n/a
Economically Disadvantaged		0	6	4	66.70%	5	83.30%
Migrant		0	0	0	n/a	0	n/a
Title1		0	0	0	n/a	0	n/a
Homeless		0	0	0	n/a	0	n/a
Gifted and Talented		0	0	0	n/a	0	n/a
DISTRICT TOTALS (All Schools)							
Students With Disabilities		2	26	20	76.90%	20	76.90%
Limited English Proficient		0	0	0	n/a	0	n/a
Economically Disadvantaged		0	80	74	92.50%	75	93.80%
Migrant		0	0	0	n/a	0	n/a
Title1		0	0	0	n/a	0	n/a
Homeless		0	1	1	100.00%	1	100.00%
Gifted and Talented		0	0	0	n/a	0	n/a
District:	1150	FLORENCE	RE-2				
#2	3002	Florence	High		School		



8/29/2006 Colorado Department of Education
 4:14 Data Summary Report File: seyldb9state.lis
 2004-2005 Student End of Year
 STATE GRADUATION RATE BY SCHOOL AND
 IPST CATEGORY

	GRAD BASE ADJUSTMENTS	GRADUATION BASE	GRADUATES	GRADUATION RATE	COMPLETERS	COMPLETION RATE
Students With Disabilities	1	15	10	66.70%	10	66.70%
Limited English Proficient	0	0	0	n/a	0	n/a
Economically Disadvantaged	1	40	34	85.00%	34	85.00%
Migrant	0	0	0	n/a	0	n/a
Title1	0	0	0	n/a	0	n/a
Homeless	0	0	0	n/a	0	n/a
Gifted and Talented	0	0	0	n/a	0	n/a
DISTRICT TOTALS (All Schools)						
Students With Disabilities	1	15	10	66.70%	10	66.70%
Limited English Proficient	0	0	0	n/a	0	n/a
Economically Disadvantaged	1	40	34	85.00%	34	85.00%
Migrant	0	0	0	n/a	0	n/a
Title1	0	0	0	n/a	0	n/a
Homeless	0	0	0	n/a	0	n/a
Gifted and Talented	0	0	0	n/a	0	n/a
District:	1160	COTOPAXI	RE-3			
#2	1911	Cotopaxi	Home-School	Partnership School		
Students With Disabilities	0	0	0	n/a	0	n/a
Limited English Proficient	0	0	0	n/a	0	n/a
Economically Disadvantaged	0	0	0	n/a	0	n/a
Migrant	0	0	0	n/a	0	n/a
Title1	0	0	0	n/a	0	n/a
Homeless	0	0	0	n/a	0	n/a
Gifted and Talented	0	0	0	n/a	0	n/a
#2	3228	Cotopaxi	Junior-Senior	High School		
Students With Disabilities	0	3	3	100.00%	3	100.00%




8/29/2006 Colorado Department of Education
 4:14 Data Summary Report File: seyldb9state.lis
 2004-2005 Student End of Year
 STATE GRADUATION RATE BY SCHOOL AND
 IPST CATEGORY

	GRAD BASE ADJUSTMENTS	GRADUATION BASE	GRADUATES	GRADUATION RATE	COMPLETERS	COMPLETION RATE
Limited English Proficient	0	0	0	n/a	0	n/a
Economically Disadvantaged	0	6	6	100.00%	6	100.00%
Migrant	0	0	0	n/a	0	n/a
Title1	0	2	2	100.00%	2	100.00%
Homeless	0	0	0	n/a	0	n/a
Gifted and Talented	0	0	0	n/a	0	n/a
DISTRICT TOTALS (All Schools)						
Students With Disabilities	0	3	3	100.00%	3	100.00%
Limited English Proficient	0	0	0	n/a	0	n/a
Economically Disadvantaged	0	6	6	100.00%	6	100.00%
Migrant	0	0	0	n/a	0	n/a
Title1	0	2	2	100.00%	2	100.00%
Homeless	0	0	0	n/a	0	n/a
Gifted and Talented	0	0	0	n/a	0	n/a
COUNTY :			23 GARFIELD			
District:	1180	ROARING	FORK	RE-1		
#2	0570	Basalt	High	School		
Students With Disabilities	0	11	11	100.00%	11	100.00%
Limited English Proficient	0	22	10	45.50%	10	45.50%
Economically Disadvantaged	1	14	9	64.30%	9	64.30%
Migrant	0	0	0	n/a	0	n/a
Title1	0	0	0	n/a	0	n/a
Homeless	0	0	0	n/a	0	n/a
Gifted and Talented	0	0	0	n/a	0	n/a
#2#4	1006	Bridges				
Students With Disabilities	0	2	1	50.00%	1	50.00%



8/29/2006 Colorado Department of Education
 4:14 Data Summary Report File: seyldb9state.lis
 2004-2005 Student End of Year
 STATE GRADUATION RATE BY SCHOOL AND
 IPST CATEGORY

	GRAD BASE ADJUSTMENTS	GRADUATION BASE	GRADUATES	GRADUATION RATE	COMPLETERS	COMPLETION RATE
Limited English Proficient		0	0	n/a	0	n/a
Economically Disadvantaged		0	1	100.00%	1	100.00%
Migrant		0	0	n/a	0	n/a
Title1		0	0	n/a	0	n/a
Homeless		0	0	n/a	0	n/a
Gifted and Talented		0	0	n/a	0	n/a
#2	3468		Glenwood Springs		High School	
Students With Disabilities		1	12	50.00%	6	50.00%
Limited English Proficient		0	10	50.00%	5	50.00%
Economically Disadvantaged		0	3	100.00%	3	100.00%
Migrant		0	0	n/a	0	n/a
Title1		0	0	n/a	0	n/a
Homeless		0	0	n/a	0	n/a
Gifted and Talented		0	0	n/a	0	n/a
#2	7422		Roaring Fork		High School	
Students With Disabilities		0	6	83.30%	5	83.30%
Limited English Proficient		1	10	60.00%	6	60.00%
Economically Disadvantaged		0	6	66.70%	4	66.70%
Migrant		0	0	n/a	0	n/a
Title1		0	0	n/a	0	n/a
Homeless		0	0	n/a	0	n/a
Gifted and Talented		0	0	n/a	0	n/a
#1#5*	7428		Roaring Fork		Career Center	
Students With Disabilities		0	0	n/a	0	n/a
Limited English Proficient		0	0	n/a	0	n/a
Economically Disadvantaged		0	0	n/a	0	n/a




8/29/2006 Colorado Department of Education
 4:14 Data Summary Report File: seyrd9state.lis
 2004-2005 Student End of Year
 STATE GRADUATION RATE BY SCHOOL AND
 IPST CATEGORY

	GRAD BASE ADJUSTMENTS	GRADUATION BASE	GRADUATES	GRADUATION RATE	COMPLETERS	COMPLETION RATE
Migrant		0	0	n/a	0	n/a
Title1		0	0	n/a	0	n/a
Homeless		0	0	n/a	0	n/a
Gifted and Talented		0	0	n/a	0	n/a
DISTRICT TOTALS (All Schools)						
Students With Disabilities		1	31	74.20%	23	74.20%
Limited English Proficient		1	42	50.00%	21	50.00%
Economically Disadvantaged		1	24	70.80%	17	70.80%
Migrant		0	0	n/a	0	n/a
Title1		0	0	n/a	0	n/a
Homeless		0	0	n/a	0	n/a
Gifted and Talented		0	0	n/a	0	n/a
District:	1195	GARFIELD RE-2				
#2	7360	Rifle	High	School		
Students With Disabilities		2	16	87.50%	14	87.50%
Limited English Proficient		0	15	86.70%	14	93.30%
Economically Disadvantaged		0	27	88.90%	26	96.30%
Migrant		0	5	100.00%	5	100.00%
Title1		0	0	n/a	0	n/a
Homeless		0	0	n/a	0	n/a
Gifted and Talented		0	7	100.00%	7	100.00%
DISTRICT TOTALS (All Schools)						
Students With Disabilities		2	16	87.50%	14	87.50%
Limited English Proficient		0	15	86.70%	14	93.30%
Economically Disadvantaged		0	27	88.90%	26	96.30%
Migrant		0	5	100.00%	5	100.00%




8/29/2006 Colorado Department of Education
 4:14 Data Summary Report File: seyldb9state.lis
 2004-2005 Student End of Year
 STATE GRADUATION RATE BY SCHOOL AND
 IPST CATEGORY

	GRAD BASE ADJUSTMENTS	GRADUATION BASE	GRADUATES	GRADUATION RATE	COMPLETERS	COMPLETION RATE
Title1		0	0	n/a	0	n/a
Homeless		0	0	n/a	0	n/a
Gifted and Talented		0	7	100.00%	7	100.00%
District:	1220	GARFIELD				
#2	3586	Grand	Valley		High School	
Students With Disabilities		0	3	33.30%	1	33.30%
Limited English Proficient		0	2	100.00%	2	100.00%
Economically Disadvantaged		0	10	80.00%	8	80.00%
Migrant		0	0	n/a	0	n/a
Title1		0	0	n/a	0	n/a
Homeless		0	0	n/a	0	n/a
Gifted and Talented		0	0	n/a	0	n/a
DISTRICT TOTALS (All Schools)						
Students With Disabilities		0	3	33.30%	1	33.30%
Limited English Proficient		0	2	100.00%	2	100.00%
Economically Disadvantaged		0	10	80.00%	8	80.00%
Migrant		0	0	n/a	0	n/a
Title1		0	0	n/a	0	n/a
Homeless		0	0	n/a	0	n/a
Gifted and Talented		0	0	n/a	0	n/a
COUNTY	:		24 GILPIN			
District:	1330	GILPIN COUNTY			RE-1	
#2	1634	Gilpin	County		Undivided High	School
Students With Disabilities		0	4	50.00%	3	75.00%
Limited English Proficient		0	0	n/a	0	n/a
Economically Disadvantaged		0	8	75.00%	7	87.50%




8/29/2006 Colorado Department of Education
 4:14 Data Summary Report File: seyldb9state.lis
 2004-2005 Student End of Year
 STATE GRADUATION RATE BY SCHOOL AND
 IPST CATEGORY

	GRAD BASE ADJUSTMENTS	GRADUATION BASE	GRADUATES	GRADUATION RATE	COMPLETERS	COMPLETION RATE
Migrant		0	0	n/a	0	n/a
Title1		0	0	n/a	0	n/a
Homeless		0	2	100.00%	2	100.00%
Gifted and Talented		0	3	100.00%	3	100.00%
#2#4#5*	3417	Gilpin	County	Alternative School		
Students With Disabilities		0	0	n/a	0	n/a
Limited English Proficient		0	0	n/a	0	n/a
Economically Disadvantaged		0	0	n/a	0	n/a
Migrant		0	0	n/a	0	n/a
Title1		0	0	n/a	0	n/a
Homeless		0	0	n/a	0	n/a
Gifted and Talented		0	0	n/a	0	n/a
DISTRICT TOTALS (All Schools)						
Students With Disabilities		0	4	50.00%	3	75.00%
Limited English Proficient		0	0	n/a	0	n/a
Economically Disadvantaged		0	8	75.00%	7	87.50%
Migrant		0	0	n/a	0	n/a
Title1		0	0	n/a	0	n/a
Homeless		0	2	100.00%	2	100.00%
Gifted and Talented		0	3	100.00%	3	100.00%
COUNTY	:		25 GRAND			
District:	1340	WEST	GRAND	1-JT.		
#2#4#5*	3558	Grand	Alternative	School		
Students With Disabilities		0	0	n/a	0	n/a
Limited English Proficient		0	0	n/a	0	n/a
Economically Disadvantaged		0	0	n/a	0	n/a



8/29/2006 Colorado Department of Education
 4:14 Data Summary Report File: seyldb9state.lis
 2004-2005 Student End of Year
 STATE GRADUATION RATE BY SCHOOL AND
 IPST CATEGORY

	GRAD BASE ADJUSTMENTS	GRADUATION BASE	GRADUATES	GRADUATION RATE	GRADUATION COMPLETERS	COMPLETION RATE	
Migrant		0	0	0	n/a	0	n/a
Title1		0	0	0	n/a	0	n/a
Homeless		0	0	0	n/a	0	n/a
Gifted and Talented		0	0	0	n/a	0	n/a
#2	9420	West	Grand		High School		
Students With Disabilities		0	4	3	75.00%	3	75.00%
Limited English Proficient		0	4	3	75.00%	3	75.00%
Economically Disadvantaged		0	10	10	100.00%	10	100.00%
Migrant		0	0	0	n/a	0	n/a
Title1		0	0	0	n/a	0	n/a
Homeless		0	0	0	n/a	0	n/a
Gifted and Talented		0	3	3	100.00%	3	100.00%
DISTRICT TOTALS (All Schools)							
Students With Disabilities		0	4	3	75.00%	3	75.00%
Limited English Proficient		0	4	3	75.00%	3	75.00%
Economically Disadvantaged		0	10	10	100.00%	10	100.00%
Migrant		0	0	0	n/a	0	n/a
Title1		0	0	0	n/a	0	n/a
Homeless		0	0	0	n/a	0	n/a
Gifted and Talented		0	3	3	100.00%	3	100.00%
District:	1350	EAST	GRAND		2		
#2	5864	Middle	Park		High School		
Students With Disabilities		0	12	12	100.00%	12	100.00%
Limited English Proficient		0	5	5	100.00%	5	100.00%
Economically Disadvantaged		0	2	2	100.00%	2	100.00%
Migrant		0	0	0	n/a	0	n/a




8/29/2006 Colorado Department of Education
 4:14 Data Summary Report File: seyldb9state.lis
 2004-2005 Student End of Year
 STATE GRADUATION RATE BY SCHOOL AND
 IPST CATEGORY

	GRAD BASE ADJUSTMENTS	GRADUATION BASE	GRADUATES	GRADUATION RATE	COMPLETERS	COMPLETION RATE
Title1	0	0	0	n/a	0	n/a
Homeless	0	6	6	100.00%	6	100.00%
Gifted and Talented	0	27	27	100.00%	27	100.00%
DISTRICT TOTALS (All Schools)						
Students With Disabilities	0	12	12	100.00%	12	100.00%
Limited English Proficient	0	5	5	100.00%	5	100.00%
Economically Disadvantaged	0	2	2	100.00%	2	100.00%
Migrant	0	0	0	n/a	0	n/a
Title1	0	0	0	n/a	0	n/a
Homeless	0	6	6	100.00%	6	100.00%
Gifted and Talented	0	27	27	100.00%	27	100.00%
COUNTY	:	26 GUNNISON				
District:	1360	GUNNISON	WATERSHED	RE1J		
#2	2006	Crested	Butte	Community School		
Students With Disabilities	0	2	2	100.00%	2	100.00%
Limited English Proficient	0	0	0	n/a	0	n/a
Economically Disadvantaged	0	1	1	100.00%	1	100.00%
Migrant	0	0	0	n/a	0	n/a
Title1	0	0	0	n/a	0	n/a
Homeless	0	0	0	n/a	0	n/a
Gifted and Talented	0	1	1	100.00%	1	100.00%
#2	3694	Gunnison	High	School		
Students With Disabilities	1	8	7	87.50%	7	87.50%
Limited English Proficient	0	0	0	n/a	0	n/a
Economically Disadvantaged	0	0	0	n/a	0	n/a
Migrant	0	0	0	n/a	0	n/a


8/29/2006 Colorado Department of Education
 4:14 Data Summary Report File: seyldb9state.lis
 2004-2005 Student End of Year
 STATE GRADUATION RATE BY SCHOOL AND
 IPST CATEGORY

	GRAD BASE ADJUSTMENTS	GRADUATION BASE	GRADUATES	GRADUATION RATE	COMPLETERS	COMPLETION RATE
Title1		0	0	n/a	0	n/a
Homeless		0	0	n/a	0	n/a
Gifted and Talented		0	5	100.00%	5	100.00%
#2#4	3701	Gunnison	Valley	School		
Students With Disabilities		0	1	0.00%	0	0.00%
Limited English Proficient		0	0	n/a	0	n/a
Economically Disadvantaged		0	0	n/a	0	n/a
Migrant		0	0	n/a	0	n/a
Title1		0	0	n/a	0	n/a
Homeless		0	0	n/a	0	n/a
Gifted and Talented		0	0	n/a	0	n/a
DISTRICT TOTALS (All Schools)						
Students With Disabilities		1	11	81.80%	9	81.80%
Limited English Proficient		0	0	n/a	0	n/a
Economically Disadvantaged		0	1	100.00%	1	100.00%
Migrant		0	0	n/a	0	n/a
Title1		0	0	n/a	0	n/a
Homeless		0	0	n/a	0	n/a
Gifted and Talented		0	6	100.00%	6	100.00%
COUNTY	:		27 HINSDALE			
District:	1380	HINSDALE	COUNTY	RE	1	
#2	4899	Lake	City	Community School		
Students With Disabilities		0	1	100.00%	1	100.00%
Limited English Proficient		0	0	n/a	0	n/a
Economically Disadvantaged		0	1	100.00%	1	100.00%
Migrant		0	0	n/a	0	n/a




8/29/2006 Colorado Department of Education
 4:14 Data Summary Report File: seyldb9state.lis
 2004-2005 Student End of Year
 STATE GRADUATION RATE BY SCHOOL AND
 IPST CATEGORY

	GRAD BASE ADJUSTMENTS	GRADUATION BASE	GRADUATES	GRADUATION RATE	COMPLETERS	COMPLETION RATE	
Title1		0	5	5	100.00%	5	100.00%
Homeless		0	0	0	n/a	0	n/a
Gifted and Talented		0	0	0	n/a	0	n/a
#2#5*	4906	Lake	City		High School		
Students With Disabilities		0	0	0	n/a	0	n/a
Limited English Proficient		0	0	0	n/a	0	n/a
Economically Disadvantaged		0	0	0	n/a	0	n/a
Migrant		0	0	0	n/a	0	n/a
Title1		0	0	0	n/a	0	n/a
Homeless		0	0	0	n/a	0	n/a
Gifted and Talented		0	0	0	n/a	0	n/a
DISTRICT TOTALS (All Schools)							
Students With Disabilities		0	1	1	100.00%	1	100.00%
Limited English Proficient		0	0	0	n/a	0	n/a
Economically Disadvantaged		0	1	1	100.00%	1	100.00%
Migrant		0	0	0	n/a	0	n/a
Title1		0	5	5	100.00%	5	100.00%
Homeless		0	0	0	n/a	0	n/a
Gifted and Talented		0	0	0	n/a	0	n/a
COUNTY :			28 HUERFANO				
District:	1390	HUERFANO	RE-1				
#1#4	4161	Huerfano	Re-1		Alternative Cyberschool		
Students With Disabilities		0	0	0	n/a	0	n/a
Limited English Proficient		0	0	0	n/a	0	n/a
Economically Disadvantaged		0	1	0	0.00%	0	0.00%
Migrant		0	0	0	n/a	0	n/a




8/29/2006 Colorado Department of Education
 4:14 Data Summary Report File: seyldb9state.lis
 2004-2005 Student End of Year
 STATE GRADUATION RATE BY SCHOOL AND
 IPST CATEGORY

	GRAD BASE ADJUSTMENTS	GRADUATION BASE	GRADUATES	GRADUATION RATE	COMPLETERS	COMPLETION RATE	
Title1		0	0	n/a	0	n/a	
Homeless		0	0	n/a	0	n/a	
Gifted and Talented		0	0	n/a	0	n/a	
#2	9212	John	Mall	Junior-Senior High		School	
Students With Disabilities		0	8	6	75.00%	6	75.00%
Limited English Proficient		0	0	0	n/a	0	n/a
Economically Disadvantaged		0	18	14	77.80%	14	77.80%
Migrant		0	0	0	n/a	0	n/a
Title1		0	0	0	n/a	0	n/a
Homeless		0	0	0	n/a	0	n/a
Gifted and Talented		0	0	0	n/a	0	n/a
DISTRICT TOTALS (All Schools)							
Students With Disabilities		0	8	6	75.00%	6	75.00%
Limited English Proficient		0	0	0	n/a	0	n/a
Economically Disadvantaged		0	19	14	73.70%	14	73.70%
Migrant		0	0	0	n/a	0	n/a
Title1		0	0	0	n/a	0	n/a
Homeless		0	0	0	n/a	0	n/a
Gifted and Talented		0	0	0	n/a	0	n/a
District:	1400	LA	VETA	RE-2			
#2	4864	La	Veta	Junior-Senior High		School	
Students With Disabilities		0	1	1	100.00%	1	100.00%
Limited English Proficient		0	0	0	n/a	0	n/a
Economically Disadvantaged		0	7	7	100.00%	7	100.00%
Migrant		0	0	0	n/a	0	n/a
Title1		0	0	0	n/a	0	n/a




8/29/2006 Colorado Department of Education
 4:14 Data Summary Report File: seyldb9state.lis
 2004-2005 Student End of Year
 STATE GRADUATION RATE BY SCHOOL AND
 IPST CATEGORY

	GRAD BASE ADJUSTMENTS	GRADUATION BASE	GRADUATES	GRADUATION RATE	COMPLETERS	COMPLETION RATE
Homeless		0	0	n/a	0	n/a
Gifted and Talented		0	0	n/a	0	n/a
DISTRICT TOTALS (All Schools)						
Students With Disabilities		0	1	100.00%	1	100.00%
Limited English Proficient		0	0	n/a	0	n/a
Economically Disadvantaged		0	7	100.00%	7	100.00%
Migrant		0	0	n/a	0	n/a
Title1		0	0	n/a	0	n/a
Homeless		0	0	n/a	0	n/a
Gifted and Talented		0	0	n/a	0	n/a
COUNTY :			29 JACKSON			
District:	1410	NORTH	PARK		R-1	
#2	6358	North	Park		Junior-Senior High	School
Students With Disabilities		0	1	100.00%	1	100.00%
Limited English Proficient		0	0	n/a	0	n/a
Economically Disadvantaged		0	4	100.00%	4	100.00%
Migrant		0	0	n/a	0	n/a
Title1		0	0	n/a	0	n/a
Homeless		0	0	n/a	0	n/a
Gifted and Talented		0	0	n/a	0	n/a
DISTRICT TOTALS (All Schools)						
Students With Disabilities		0	1	100.00%	1	100.00%
Limited English Proficient		0	0	n/a	0	n/a
Economically Disadvantaged		0	4	100.00%	4	100.00%
Migrant		0	0	n/a	0	n/a
Title1		0	0	n/a	0	n/a




8/29/2006 Colorado Department of Education
 4:14 Data Summary Report File: seyldb9state.lis
 2004-2005 Student End of Year
 STATE GRADUATION RATE BY SCHOOL AND
 IPST CATEGORY

	GRAD BASE ADJUSTMENTS	GRADUATION BASE	GRADUATES	GRADUATION RATE	COMPLETERS	COMPLETION RATE
Homeless	0	0	0	n/a	0	n/a
Gifted and Talented	0	0	0	n/a	0	n/a
COUNTY	:	30 JEFFERSON				
District:	1420	JEFFERSON	COUNTY	R-1		
#1#5*	0013	Adolescent	Day	Treatment Program		
Students With Disabilities	0	0	0	n/a	0	n/a
Limited English Proficient	0	0	0	n/a	0	n/a
Economically Disadvantaged	0	0	0	n/a	0	n/a
Migrant	0	0	0	n/a	0	n/a
Title1	0	0	0	n/a	0	n/a
Homeless	0	0	0	n/a	0	n/a
Gifted and Talented	0	0	0	n/a	0	n/a
#2#4	0033	Mc	Lain	High School		
Students With Disabilities	0	26	12	46.20%	12	46.20%
Limited English Proficient	0	0	0	n/a	0	n/a
Economically Disadvantaged	0	27	19	70.40%	19	70.40%
Migrant	0	0	0	n/a	0	n/a
Title1	0	0	0	n/a	0	n/a
Homeless	0	0	0	n/a	0	n/a
Gifted and Talented	0	0	0	n/a	0	n/a
#2#4	0034	Mc	Lain	Community High	School	
Students With Disabilities	0	96	20	20.80%	22	22.90%
Limited English Proficient	0	12	0	0.00%	0	0.00%
Economically Disadvantaged	0	45	5	11.10%	6	13.30%
Migrant	0	1	0	0.00%	0	0.00%
Title1	0	0	0	n/a	0	n/a




8/29/2006 Colorado Department of Education
 4:14 Data Summary Report File: seyldb9state.lis
 2004-2005 Student End of Year
 STATE GRADUATION RATE BY SCHOOL AND
 IPST CATEGORY

	GRAD BASE ADJUSTMENTS	GRADUATION BASE	GRADUATES	GRADUATION RATE	COMPLETERS	COMPLETION RATE
Homeless	0	7	0	0.00%	0	0.00%
Gifted and Talented	0	0	0	n/a	0	n/a
#2#5*	0043	Coyote	Mountain	Day Treatment		
Students With Disabilities	0	0	0	n/a	0	n/a
Limited English Proficient	0	0	0	n/a	0	n/a
Economically Disadvantaged	0	0	0	n/a	0	n/a
Migrant	0	0	0	n/a	0	n/a
Title1	0	0	0	n/a	0	n/a
Homeless	0	0	0	n/a	0	n/a
Gifted and Talented	0	0	0	n/a	0	n/a
#2#5*	0045	Sobesky	Academy	Day Treatment		
Students With Disabilities	0	0	0	n/a	0	n/a
Limited English Proficient	0	0	0	n/a	0	n/a
Economically Disadvantaged	0	0	0	n/a	0	n/a
Migrant	0	0	0	n/a	0	n/a
Title1	0	0	0	n/a	0	n/a
Homeless	0	0	0	n/a	0	n/a
Gifted and Talented	0	0	0	n/a	0	n/a
#1#5*	0046	Expelled	Students	(Jeffco Access)		
Students With Disabilities	0	0	0	n/a	0	n/a
Limited English Proficient	0	0	0	n/a	0	n/a
Economically Disadvantaged	0	0	0	n/a	0	n/a
Migrant	0	0	0	n/a	0	n/a
Title1	0	0	0	n/a	0	n/a
Homeless	0	0	0	n/a	0	n/a
Gifted and Talented	0	0	0	n/a	0	n/a




8/29/2006 Colorado Department of Education
 4:14 Data Summary Report File: seyrd9state.lis
 2004-2005 Student End of Year
 STATE GRADUATION RATE BY SCHOOL AND
 IPST CATEGORY

	GRAD BASE ADJUSTMENTS	GRADUATION BASE	GRADUATES	GRADUATION RATE	COMPLETERS	COMPLETION RATE	
#1#5*	0047	Talented	Students	(Jeffco Access)			
Students With Disabilities		0	0	0	n/a	0	n/a
Limited English Proficient		0	0	0	n/a	0	n/a
Economically Disadvantaged		0	0	0	n/a	0	n/a
Migrant		0	0	0	n/a	0	n/a
Title1		0	0	0	n/a	0	n/a
Homeless		0	0	0	n/a	0	n/a
Gifted and Talented		0	0	0	n/a	0	n/a
#2	0108	Alameda	High	School			
Students With Disabilities		2	26	18	69.20%	18	69.20%
Limited English Proficient		0	8	7	87.50%	7	87.50%
Economically Disadvantaged		0	84	76	90.50%	76	90.50%
Migrant		0	2	2	100.00%	2	100.00%
Title1		0	0	0	n/a	0	n/a
Homeless		0	1	1	100.00%	1	100.00%
Gifted and Talented		0	0	0	n/a	0	n/a
#2	0370	Arvada	High	School			
Students With Disabilities		1	41	35	85.40%	35	85.40%
Limited English Proficient		0	10	3	30.00%	3	30.00%
Economically Disadvantaged		0	77	67	87.00%	67	87.00%
Migrant		0	0	0	n/a	0	n/a
Title1		0	0	0	n/a	0	n/a
Homeless		0	1	1	100.00%	1	100.00%
Gifted and Talented		0	2	2	100.00%	2	100.00%
#2	0378	Arvada	West	High School			
Students With Disabilities		0	26	20	76.90%	20	76.90%




8/29/2006 Colorado Department of Education
 4:14 Data Summary Report File: seyrd9state.lis
 2004-2005 Student End of Year
 STATE GRADUATION RATE BY SCHOOL AND
 IPST CATEGORY

	GRAD BASE ADJUSTMENTS	GRADUATION BASE	GRADUATES	GRADUATION RATE	COMPLETERS	COMPLETION RATE	
Limited English Proficient		0	1	0	0.00%	0	0.00%
Economically Disadvantaged		0	37	32	86.50%	32	86.50%
Migrant		0	0	0	n/a	0	n/a
Title1		0	0	0	n/a	0	n/a
Homeless		0	2	2	100.00%	2	100.00%
Gifted and Talented		0	13	13	100.00%	13	100.00%
#2	0664		Bear Creek		High School		
Students With Disabilities		1	28	19	67.90%	19	67.90%
Limited English Proficient		0	0	0	n/a	0	n/a
Economically Disadvantaged		0	40	29	72.50%	29	72.50%
Migrant		0	0	0	n/a	0	n/a
Title1		0	0	0	n/a	0	n/a
Homeless		0	0	0	n/a	0	n/a
Gifted and Talented		0	4	3	75.00%	3	75.00%
#2#4#5*	1004		Lighthouse Program				
Students With Disabilities		0	0	0	n/a	0	n/a
Limited English Proficient		0	0	0	n/a	0	n/a
Economically Disadvantaged		0	0	0	n/a	0	n/a
Migrant		0	0	0	n/a	0	n/a
Title1		0	0	0	n/a	0	n/a
Homeless		0	0	0	n/a	0	n/a
Gifted and Talented		0	0	0	n/a	0	n/a
#2	1522		Chatfield High		School		
Students With Disabilities		1	31	24	77.40%	24	77.40%
Limited English Proficient		0	1	1	100.00%	1	100.00%
Economically Disadvantaged		0	22	19	86.40%	19	86.40%




8/29/2006 Colorado Department of Education
 4:14 Data Summary Report File: seyldb9state.lis
 2004-2005 Student End of Year
 STATE GRADUATION RATE BY SCHOOL AND
 IPST CATEGORY

	GRAD BASE ADJUSTMENTS	GRADUATION BASE	GRADUATES	GRADUATION RATE	COMPLETERS	COMPLETION RATE
Migrant		0	0	n/a	0	n/a
Title1		0	0	n/a	0	n/a
Homeless		0	1	0.00%	0	0.00%
Gifted and Talented		0	1	100.00%	1	100.00%
#2	1864	Columbine High School				
Students With Disabilities		0	23	82.60%	19	82.60%
Limited English Proficient		0	0	n/a	0	n/a
Economically Disadvantaged		0	21	90.50%	19	90.50%
Migrant		0	0	n/a	0	n/a
Title1		0	0	n/a	0	n/a
Homeless		0	2	50.00%	1	50.00%
Gifted and Talented		0	1	100.00%	1	100.00%
#2	1867	Center For Discovery Learning Charter School				
Students With Disabilities		1	6	50.00%	3	50.00%
Limited English Proficient		0	1	100.00%	1	100.00%
Economically Disadvantaged		0	8	62.50%	5	62.50%
Migrant		0	0	n/a	0	n/a
Title1		0	0	n/a	0	n/a
Homeless		0	3	33.30%	1	33.30%
Gifted and Talented		0	0	n/a	0	n/a
#2	1880	Compass	Secondary	Montessori Charter School		
Students With Disabilities		0	3	100.00%	3	100.00%
Limited English Proficient		0	0	n/a	0	n/a
Economically Disadvantaged		0	2	100.00%	2	100.00%
Migrant		0	0	n/a	0	n/a
Title1		0	0	n/a	0	n/a




8/29/2006 Colorado Department of Education
 4:14 Data Summary Report File: seyldb9state.lis
 2004-2005 Student End of Year
 STATE GRADUATION RATE BY SCHOOL AND
 IPST CATEGORY

	GRAD BASE ADJUSTMENTS	GRADUATION BASE	GRADUATES	GRADUATION RATE	COMPLETERS	COMPLETION RATE
Homeless		0	0	n/a	0	n/a
Gifted and Talented		0	0	n/a	0	n/a
#2	1886	Conifer	Senior	High School		
Students With Disabilities		0	15	100.00%	15	100.00%
Limited English Proficient		0	0	n/a	0	n/a
Economically Disadvantaged		0	14	100.00%	14	100.00%
Migrant		0	0	n/a	0	n/a
Title1		0	0	n/a	0	n/a
Homeless		0	0	n/a	0	n/a
Gifted and Talented		0	19	100.00%	19	100.00%
#2	2093	Dakota	Ridge	Senior High	School	
Students With Disabilities		0	14	92.90%	13	92.90%
Limited English Proficient		0	1	100.00%	1	100.00%
Economically Disadvantaged		0	21	95.20%	20	95.20%
Migrant		0	0	n/a	0	n/a
Title1		0	0	n/a	0	n/a
Homeless		0	0	n/a	0	n/a
Gifted and Talented		0	16	100.00%	16	100.00%
#2	2120	D'Evelyn	Senior	High School		
Students With Disabilities		0	0	n/a	0	n/a
Limited English Proficient		0	0	n/a	0	n/a
Economically Disadvantaged		0	5	100.00%	5	100.00%
Migrant		0	0	n/a	0	n/a
Title1		0	0	n/a	0	n/a
Homeless		0	0	n/a	0	n/a
Gifted and Talented		0	1	100.00%	1	100.00%



8/29/2006 Colorado Department of Education
 4:14 Data Summary Report File: seyldb9state.lis
 2004-2005 Student End of Year
 STATE GRADUATION RATE BY SCHOOL AND
 IPST CATEGORY

	GRAD BASE ADJUSTMENTS	GRADUATION BASE	GRADUATES	GRADUATION RATE	COMPLETERS	COMPLETION RATE	
#2	2836	Evergreen	High	School			
Students With Disabilities		0	18	16	88.90%	16	88.90%
Limited English Proficient		0	0	0	n/a	0	n/a
Economically Disadvantaged		0	11	9	81.80%	9	81.80%
Migrant		0	0	0	n/a	0	n/a
Title1		0	1	1	100.00%	1	100.00%
Homeless		0	1	0	0.00%	0	0.00%
Gifted and Talented		0	2	2	100.00%	2	100.00%
#2	3502	Golden	High	School			
Students With Disabilities		1	26	19	73.10%	19	73.10%
Limited English Proficient		0	2	1	50.00%	1	50.00%
Economically Disadvantaged		0	32	24	75.00%	24	75.00%
Migrant		0	0	0	n/a	0	n/a
Title1		0	0	0	n/a	0	n/a
Homeless		0	1	0	0.00%	0	0.00%
Gifted and Talented		0	3	3	100.00%	3	100.00%
#2	3628	Green	Mountain	High School			
Students With Disabilities		0	21	15	71.40%	15	71.40%
Limited English Proficient		0	2	1	50.00%	1	50.00%
Economically Disadvantaged		0	20	17	85.00%	17	85.00%
Migrant		0	0	0	n/a	0	n/a
Title1		0	0	0	n/a	0	n/a
Homeless		0	0	0	n/a	0	n/a
Gifted and Talented		0	0	0	n/a	0	n/a
#2#4	4077	Home	Options	School			
Students With Disabilities		0	0	0	n/a	0	n/a




8/29/2006 Colorado Department of Education
 4:14 Data Summary Report File: seyrd9state.lis
 2004-2005 Student End of Year
 STATE GRADUATION RATE BY SCHOOL AND
 IPST CATEGORY

	GRAD BASE ADJUSTMENTS	GRADUATION BASE	GRADUATES	GRADUATION RATE	COMPLETERS	COMPLETION RATE
Limited English Proficient		0	0	n/a	0	n/a
Economically Disadvantaged		0	0	n/a	0	n/a
Migrant		0	0	n/a	0	n/a
Title1		0	0	n/a	0	n/a
Homeless		0	0	n/a	0	n/a
Gifted and Talented		0	0	n/a	0	n/a
#2	4281	Interventions Transitional Programs				
Students With Disabilities		0	40	5.00%	2	5.00%
Limited English Proficient		0	0	n/a	0	n/a
Economically Disadvantaged		0	2	0.00%	0	0.00%
Migrant		0	0	n/a	0	n/a
Title1		0	0	n/a	0	n/a
Homeless		0	0	n/a	0	n/a
Gifted and Talented		0	0	n/a	0	n/a
#2*	4402	Jefferson Academy Charter School				
Students With Disabilities		0	0	n/a	0	n/a
Limited English Proficient		0	0	n/a	0	n/a
Economically Disadvantaged		0	0	n/a	0	n/a
Migrant		0	0	n/a	0	n/a
Title1		0	0	n/a	0	n/a
Homeless		0	0	n/a	0	n/a
Gifted and Talented		0	0	n/a	0	n/a
#2	4410	Jefferson Charter Academy Senior High School				
Students With Disabilities		0	5	80.00%	4	80.00%
Limited English Proficient		0	0	n/a	0	n/a
Economically Disadvantaged		0	2	100.00%	2	100.00%


8/29/2006 Colorado Department of Education
 4:14 Data Summary Report File: seyldb9state.lis
 2004-2005 Student End of Year
 STATE GRADUATION RATE BY SCHOOL AND
 IPST CATEGORY

	GRAD BASE ADJUSTMENTS	GRADUATION BASE	GRADUATES	GRADUATION RATE	COMPLETERS	COMPLETION RATE
Migrant		0	0	n/a	0	n/a
Title1		0	0	n/a	0	n/a
Homeless		0	0	n/a	0	n/a
Gifted and Talented		0	0	n/a	0	n/a
#2	4422	Jefferson	High	School		
Students With Disabilities	2	20	13	65.00%	13	65.00%
Limited English Proficient	1	13	7	53.80%	7	53.80%
Economically Disadvantaged	0	62	55	88.70%	55	88.70%
Migrant	0	4	4	100.00%	4	100.00%
Title1	0	0	0	n/a	0	n/a
Homeless	0	1	0	0.00%	0	0.00%
Gifted and Talented	0	1	1	100.00%	1	100.00%
#2#4#5*	4460	Johnson	Program			
Students With Disabilities	0	0	0	n/a	0	n/a
Limited English Proficient	0	0	0	n/a	0	n/a
Economically Disadvantaged	0	0	0	n/a	0	n/a
Migrant	0	0	0	n/a	0	n/a
Title1	0	0	0	n/a	0	n/a
Homeless	0	0	0	n/a	0	n/a
Gifted and Talented	0	0	0	n/a	0	n/a
#2	4942	Lakewood	High	School		
Students With Disabilities	0	27	20	74.10%	20	74.10%
Limited English Proficient	0	3	0	0.00%	0	0.00%
Economically Disadvantaged	0	50	46	92.00%	46	92.00%
Migrant	0	0	0	n/a	0	n/a
Title1	0	0	0	n/a	0	n/a




8/29/2006 Colorado Department of Education
 4:14 Data Summary Report File: seyldb9state.lis
 2004-2005 Student End of Year
 STATE GRADUATION RATE BY SCHOOL AND
 IPST CATEGORY

	GRAD BASE ADJUSTMENTS	GRADUATION BASE	GRADUATES	GRADUATION RATE	COMPLETERS	COMPLETION RATE	
Homeless		0	1	0	0.00%	0	0.00%
Gifted and Talented		0	20	20	100.00%	20	100.00%
#1	5145	Lincoln	Charter	Academy			
Students With Disabilities		0	0	0	n/a	0	n/a
Limited English Proficient		0	0	0	n/a	0	n/a
Economically Disadvantaged		0	3	3	100.00%	3	100.00%
Migrant		0	0	0	n/a	0	n/a
Title1		0	0	0	n/a	0	n/a
Homeless		0	0	0	n/a	0	n/a
Gifted and Talented		0	0	0	n/a	0	n/a
#1*	5415	Rocky	Mountain	Deaf School			
Students With Disabilities		0	0	0	n/a	0	n/a
Limited English Proficient		0	0	0	n/a	0	n/a
Economically Disadvantaged		0	0	0	n/a	0	n/a
Migrant		0	0	0	n/a	0	n/a
Title1		0	0	0	n/a	0	n/a
Homeless		0	0	0	n/a	0	n/a
Gifted and Talented		0	0	0	n/a	0	n/a
#2#4	5623	Longview	High	School			
Students With Disabilities		0	6	3	50.00%	3	50.00%
Limited English Proficient		0	0	0	n/a	0	n/a
Economically Disadvantaged		0	3	2	66.70%	2	66.70%
Migrant		0	0	0	n/a	0	n/a
Title1		0	0	0	n/a	0	n/a
Homeless		0	0	0	n/a	0	n/a
Gifted and Talented		0	0	0	n/a	0	n/a




8/29/2006 Colorado Department of Education
 4:14 Data Summary Report File: seyldb9state.lis
 2004-2005 Student End of Year
 STATE GRADUATION RATE BY SCHOOL AND
 IPST CATEGORY

	GRAD BASE ADJUSTMENTS	GRADUATION BASE	GRADUATES	GRADUATION RATE	COMPLETERS	COMPLETION RATE	
#1#5*	5746	Meadowlark	Cottage		Day Program		
Students With Disabilities		0	0	0	n/a	0	n/a
Limited English Proficient		0	0	0	n/a	0	n/a
Economically Disadvantaged		0	0	0	n/a	0	n/a
Migrant		0	0	0	n/a	0	n/a
Title1		0	0	0	n/a	0	n/a
Homeless		0	0	0	n/a	0	n/a
Gifted and Talented		0	0	0	n/a	0	n/a
#2	5892	Miller	Special		Education		
Students With Disabilities		0	1	1	100.00%	1	100.00%
Limited English Proficient		0	0	0	n/a	0	n/a
Economically Disadvantaged		0	0	0	n/a	0	n/a
Migrant		0	0	0	n/a	0	n/a
Title1		0	0	0	n/a	0	n/a
Homeless		0	0	0	n/a	0	n/a
Gifted and Talented		0	0	0	n/a	0	n/a
#2	6541	Jefferson	County		Open High		
Students With Disabilities		0	5	5	100.00%	5	100.00%
Limited English Proficient		0	0	0	n/a	0	n/a
Economically Disadvantaged		0	7	4	57.10%	4	57.10%
Migrant		0	0	0	n/a	0	n/a
Title1		0	0	0	n/a	0	n/a
Homeless		0	0	0	n/a	0	n/a
Gifted and Talented		0	0	0	n/a	0	n/a
#2	7114	Pomona	High		School		
Students With Disabilities		0	37	34	91.90%	34	91.90%




8/29/2006 Colorado Department of Education
 4:14 Data Summary Report File: seyldb9state.lis
 2004-2005 Student End of Year
 STATE GRADUATION RATE BY SCHOOL AND
 IPST CATEGORY

	GRAD BASE ADJUSTMENTS	GRADUATION BASE	GRADUATES	GRADUATION RATE	COMPLETERS	COMPLETION RATE
Limited English Proficient	0	0	0	n/a	0	n/a
Economically Disadvantaged	0	30	30	100.00%	30	100.00%
Migrant	0	0	0	n/a	0	n/a
Title1	0	0	0	n/a	0	n/a
Homeless	0	0	0	n/a	0	n/a
Gifted and Talented	0	1	1	100.00%	1	100.00%
#2	7239	Ralston	Valley	Senior High		School
Students With Disabilities	1	24	18	75.00%	18	75.00%
Limited English Proficient	0	0	0	n/a	0	n/a
Economically Disadvantaged	0	9	9	100.00%	9	100.00%
Migrant	0	0	0	n/a	0	n/a
Title1	0	0	0	n/a	0	n/a
Homeless	0	0	0	n/a	0	n/a
Gifted and Talented	0	11	11	100.00%	11	100.00%
#2	7701	Collegiate	Academy	Of Colorado		
Students With Disabilities	0	1	1	100.00%	1	100.00%
Limited English Proficient	0	0	0	n/a	0	n/a
Economically Disadvantaged	0	0	0	n/a	0	n/a
Migrant	0	0	0	n/a	0	n/a
Title1	0	0	0	n/a	0	n/a
Homeless	0	0	0	n/a	0	n/a
Gifted and Talented	0	0	0	n/a	0	n/a
#2	8209	Standley	Lake	High School		
Students With Disabilities	0	27	22	81.50%	22	81.50%
Limited English Proficient	0	2	2	100.00%	2	100.00%
Economically Disadvantaged	0	37	33	89.20%	33	89.20%




8/29/2006 Colorado Department of Education
 4:14 Data Summary Report File: seyldb9state.lis
 2004-2005 Student End of Year
 STATE GRADUATION RATE BY SCHOOL AND
 IPST CATEGORY

	GRAD BASE ADJUSTMENTS	GRADUATION BASE	GRADUATES	GRADUATION RATE	GRADUATION COMPLETERS	COMPLETION RATE
Migrant		0	0	n/a	0	n/a
Title1		0	0	n/a	0	n/a
Homeless		0	1	100.00%	1	100.00%
Gifted and Talented		0	31	100.00%	31	100.00%
#2	9234	Warren	Occupation	Technical Center		
Students With Disabilities		0	9	0.00%	3	33.30%
Limited English Proficient		0	0	n/a	0	n/a
Economically Disadvantaged		0	3	0.00%	0	0.00%
Migrant		0	0	n/a	0	n/a
Title1		0	0	n/a	0	n/a
Homeless		0	0	n/a	0	n/a
Gifted and Talented		0	0	n/a	0	n/a
#2	9510	Wheat	Ridge	High School		
Students With Disabilities		0	16	87.50%	14	87.50%
Limited English Proficient		0	2	50.00%	1	50.00%
Economically Disadvantaged		0	48	83.30%	40	83.30%
Migrant		0	1	100.00%	1	100.00%
Title1		0	0	n/a	0	n/a
Homeless		0	0	n/a	0	n/a
Gifted and Talented		0	28	100.00%	28	100.00%
DISTRICT TOTALS (All Schools)						
Students With Disabilities	10	618	388	62.80%	393	63.60%
Limited English Proficient	1	58	25	43.10%	25	43.10%
Economically Disadvantaged	0	722	586	81.20%	587	81.30%
Migrant	0	8	7	87.50%	7	87.50%
Title1	0	1	1	100.00%	1	100.00%



8/29/2006 Colorado Department of Education
 4:14 Data Summary Report File: seyldb9state.lis
 2004-2005 Student End of Year
 STATE GRADUATION RATE BY SCHOOL AND
 IPST CATEGORY

	GRAD BASE ADJUSTMENTS	GRADUATION BASE	GRADUATES	GRADUATION RATE	COMPLETERS	COMPLETION RATE	
Homeless		0	22	7	31.80%	7	31.80%
Gifted and Talented		0	154	153	99.40%	153	99.40%
COUNTY	:		31	KIOWA			
District:	1430	EADS	RE-1				
#2	2336	Eads	High	School			
Students With Disabilities	0	3	3	100.00%	3	100.00%	
Limited English Proficient	0	1	1	100.00%	1	100.00%	
Economically Disadvantaged	0	6	6	100.00%	6	100.00%	
Migrant	0	0	0	n/a	0	n/a	
Title1	0	0	0	n/a	0	n/a	
Homeless	0	0	0	n/a	0	n/a	
Gifted and Talented	0	2	2	100.00%	2	100.00%	
DISTRICT TOTALS (All Schools)							
Students With Disabilities	0	3	3	100.00%	3	100.00%	
Limited English Proficient	0	1	1	100.00%	1	100.00%	
Economically Disadvantaged	0	6	6	100.00%	6	100.00%	
Migrant	0	0	0	n/a	0	n/a	
Title1	0	0	0	n/a	0	n/a	
Homeless	0	0	0	n/a	0	n/a	
Gifted and Talented	0	2	2	100.00%	2	100.00%	
District:	1440	PLAINVIEW	RE-2				
#2	7009	Plainview	Junior-Senior	High School			
Students With Disabilities	0	0	0	n/a	0	n/a	
Limited English Proficient	0	0	0	n/a	0	n/a	
Economically Disadvantaged	0	0	0	n/a	0	n/a	
Migrant	0	0	0	n/a	0	n/a	




8/29/2006 Colorado Department of Education
 4:14 Data Summary Report File: seyldb9state.lis
 2004-2005 Student End of Year
 STATE GRADUATION RATE BY SCHOOL AND
 IPST CATEGORY

	GRAD BASE ADJUSTMENTS	GRADUATION BASE	GRADUATES	GRADUATION RATE	GRADUATION COMPLETERS	COMPLETION RATE
Title1	0	0	0	n/a	0	n/a
Homeless	0	0	0	n/a	0	n/a
Gifted and Talented	0	1	1	100.00%	1	100.00%
DISTRICT TOTALS (All Schools)						
Students With Disabilities	0	0	0	n/a	0	n/a
Limited English Proficient	0	0	0	n/a	0	n/a
Economically Disadvantaged	0	0	0	n/a	0	n/a
Migrant	0	0	0	n/a	0	n/a
Title1	0	0	0	n/a	0	n/a
Homeless	0	0	0	n/a	0	n/a
Gifted and Talented	0	1	1	100.00%	1	100.00%
COUNTY	:		32 KIT	CARSON		
District:	1450	ARRIBA-FLAGLI	C-20			
#2	2960	Flagler	Senior	High School		
Students With Disabilities	0	1	1	100.00%	1	100.00%
Limited English Proficient	0	0	0	n/a	0	n/a
Economically Disadvantaged	0	4	3	75.00%	3	75.00%
Migrant	0	0	0	n/a	0	n/a
Title1	0	0	0	n/a	0	n/a
Homeless	0	0	0	n/a	0	n/a
Gifted and Talented	0	0	0	n/a	0	n/a
DISTRICT TOTALS (All Schools)						
Students With Disabilities	0	1	1	100.00%	1	100.00%
Limited English Proficient	0	0	0	n/a	0	n/a
Economically Disadvantaged	0	4	3	75.00%	3	75.00%
Migrant	0	0	0	n/a	0	n/a




8/29/2006 Colorado Department of Education
 4:14 Data Summary Report File: seyldb9state.lis
 2004-2005 Student End of Year
 STATE GRADUATION RATE BY SCHOOL AND
 IPST CATEGORY

	GRAD BASE ADJUSTMENTS	GRADUATION BASE	GRADUATES	GRADUATION RATE	COMPLETERS	COMPLETION RATE
Title1		0	0	n/a	0	n/a
Homeless		0	0	n/a	0	n/a
Gifted and Talented		0	0	n/a	0	n/a
District:	1460	HI-PLAINS	R-23			
#2	7746	Hi	Plains	Undivided High		School
Students With Disabilities		0	1	100.00%	1	100.00%
Limited English Proficient		0	0	n/a	0	n/a
Economically Disadvantaged		0	4	100.00%	4	100.00%
Migrant		0	0	n/a	0	n/a
Title1		0	0	n/a	0	n/a
Homeless		0	0	n/a	0	n/a
Gifted and Talented		0	4	100.00%	4	100.00%
DISTRICT TOTALS (All Schools)						
Students With Disabilities		0	1	100.00%	1	100.00%
Limited English Proficient		0	0	n/a	0	n/a
Economically Disadvantaged		0	4	100.00%	4	100.00%
Migrant		0	0	n/a	0	n/a
Title1		0	0	n/a	0	n/a
Homeless		0	0	n/a	0	n/a
Gifted and Talented		0	4	100.00%	4	100.00%
District:	1480	STRATTON	R-4			
#2	8354	Stratton	Senior	High School		
Students With Disabilities		0	1	100.00%	1	100.00%
Limited English Proficient		0	0	n/a	0	n/a
Economically Disadvantaged		0	10	100.00%	10	100.00%
Migrant		0	0	n/a	0	n/a




8/29/2006 Colorado Department of Education
 4:14 Data Summary Report File: seyldb9state.lis
 2004-2005 Student End of Year
 STATE GRADUATION RATE BY SCHOOL AND
 IPST CATEGORY

	GRAD BASE ADJUSTMENTS	GRADUATION BASE	GRADUATES	GRADUATION RATE	COMPLETERS	COMPLETION RATE	
Title1		0	20	20	100.00%	20	100.00%
Homeless		0	0	0	n/a	0	n/a
Gifted and Talented		0	4	4	100.00%	4	100.00%
DISTRICT TOTALS (All Schools)							
Students With Disabilities		0	1	1	100.00%	1	100.00%
Limited English Proficient		0	0	0	n/a	0	n/a
Economically Disadvantaged		0	10	10	100.00%	10	100.00%
Migrant		0	0	0	n/a	0	n/a
Title1		0	20	20	100.00%	20	100.00%
Homeless		0	0	0	n/a	0	n/a
Gifted and Talented		0	4	4	100.00%	4	100.00%
District:	1490	BETHUNE R-5					
#2	0842	Bethune Junior-Senior			High School		
Students With Disabilities		0	1	1	100.00%	1	100.00%
Limited English Proficient		0	1	1	100.00%	1	100.00%
Economically Disadvantaged		0	7	7	100.00%	7	100.00%
Migrant		0	1	1	100.00%	1	100.00%
Title1		0	0	0	n/a	0	n/a
Homeless		0	0	0	n/a	0	n/a
Gifted and Talented		0	4	4	100.00%	4	100.00%
DISTRICT TOTALS (All Schools)							
Students With Disabilities		0	1	1	100.00%	1	100.00%
Limited English Proficient		0	1	1	100.00%	1	100.00%
Economically Disadvantaged		0	7	7	100.00%	7	100.00%
Migrant		0	1	1	100.00%	1	100.00%
Title1		0	0	0	n/a	0	n/a




8/29/2006 Colorado Department of Education
 4:14 Data Summary Report File: seyldb9state.lis
 2004-2005 Student End of Year
 STATE GRADUATION RATE BY SCHOOL AND
 IPST CATEGORY

	GRAD BASE ADJUSTMENTS	GRADUATION BASE	GRADUATES	GRADUATION RATE	COMPLETERS	COMPLETION RATE
Homeless		0	0	n/a	0	n/a
Gifted and Talented		0	4	100.00%	4	100.00%
District:	1500	BURLINGTON	RE-6J			
#2	1152	Burlington	High	School		
Students With Disabilities		0	6	83.30%	5	83.30%
Limited English Proficient		0	6	66.70%	4	66.70%
Economically Disadvantaged		0	17	76.50%	13	76.50%
Migrant		0	7	85.70%	6	85.70%
Title1		0	0	n/a	0	n/a
Homeless		0	0	n/a	0	n/a
Gifted and Talented		0	0	n/a	0	n/a
DISTRICT TOTALS (All Schools)						
Students With Disabilities		0	6	83.30%	5	83.30%
Limited English Proficient		0	6	66.70%	4	66.70%
Economically Disadvantaged		0	17	76.50%	13	76.50%
Migrant		0	7	85.70%	6	85.70%
Title1		0	0	n/a	0	n/a
Homeless		0	0	n/a	0	n/a
Gifted and Talented		0	0	n/a	0	n/a
COUNTY	:		33 LAKE			
District:	1510	LAKE	COUNTY	R-1		
#2	4904	Lake	County	High School		
Students With Disabilities		0	7	71.40%	5	71.40%
Limited English Proficient		1	4	50.00%	2	50.00%
Economically Disadvantaged		0	27	70.40%	19	70.40%
Migrant		0	1	0.00%	0	0.00%




8/29/2006 Colorado Department of Education
 4:14 Data Summary Report File: seyldb9state.lis
 2004-2005 Student End of Year
 STATE GRADUATION RATE BY SCHOOL AND
 IPST CATEGORY

	GRAD BASE ADJUSTMENTS	GRADUATION BASE	GRADUATES	GRADUATION RATE	GRADUATION COMPLETERS	COMPLETION RATE	
Title1		0	0	0	n/a	0	n/a
Homeless		0	0	0	n/a	0	n/a
Gifted and Talented		0	10	10	100.00%	10	100.00%
DISTRICT TOTALS (All Schools)							
Students With Disabilities		0	7	5	71.40%	5	71.40%
Limited English Proficient		1	4	2	50.00%	2	50.00%
Economically Disadvantaged		0	27	19	70.40%	19	70.40%
Migrant		0	1	0	0.00%	0	0.00%
Title1		0	0	0	n/a	0	n/a
Homeless		0	0	0	n/a	0	n/a
Gifted and Talented		0	10	10	100.00%	10	100.00%
COUNTY	:		34	LA	PLATA		
District:	1520	DURANGO	9-R				
#2	2318	Durango	High	School			
Students With Disabilities		1	20	17	85.00%	17	85.00%
Limited English Proficient		0	3	3	100.00%	3	100.00%
Economically Disadvantaged		0	31	28	90.30%	28	90.30%
Migrant		0	0	0	n/a	0	n/a
Title1		0	0	0	n/a	0	n/a
Homeless		0	1	0	0.00%	0	0.00%
Gifted and Talented		1	54	54	100.00%	54	100.00%
#2#4	2319	Durango	Second	Chance			
Students With Disabilities		0	6	0	0.00%	5	83.30%
Limited English Proficient		0	0	0	n/a	0	n/a
Economically Disadvantaged		0	4	0	0.00%	4	100.00%
Migrant		0	0	0	n/a	0	n/a




8/29/2006 Colorado Department of Education
 4:14 Data Summary Report File: seyldb9state.lis
 2004-2005 Student End of Year
 STATE GRADUATION RATE BY SCHOOL AND
 IPST CATEGORY

	GRAD BASE ADJUSTMENTS	GRADUATION BASE	GRADUATES	GRADUATION RATE	COMPLETERS	COMPLETION RATE
Title1		0	0	n/a	0	n/a
Homeless		0	0	n/a	0	n/a
Gifted and Talented		0	2	0.00%	2	100.00%
#2	2797	The	Excel		Charter School	
Students With Disabilities		0	1	100.00%	1	100.00%
Limited English Proficient		0	0	n/a	0	n/a
Economically Disadvantaged		0	1	100.00%	1	100.00%
Migrant		0	0	n/a	0	n/a
Title1		0	0	n/a	0	n/a
Homeless		0	0	n/a	0	n/a
Gifted and Talented		0	0	n/a	0	n/a
DISTRICT TOTALS (All Schools)						
Students With Disabilities	1	27	18	66.70%	23	85.20%
Limited English Proficient	0	3	3	100.00%	3	100.00%
Economically Disadvantaged	0	36	29	80.60%	33	91.70%
Migrant	0	0	0	n/a	0	n/a
Title1	0	0	0	n/a	0	n/a
Homeless	0	1	0	0.00%	0	0.00%
Gifted and Talented	1	56	54	96.40%	56	100.00%
District:	1530	BAYFIELD	10	JT-R		
#2	0640	Bayfield	High	School		
Students With Disabilities		0	5	100.00%	5	100.00%
Limited English Proficient		0	0	n/a	0	n/a
Economically Disadvantaged		0	4	100.00%	4	100.00%
Migrant		0	0	n/a	0	n/a
Title1		0	0	n/a	0	n/a




8/29/2006 Colorado Department of Education
 4:14 Data Summary Report File: seyldb9state.lis
 2004-2005 Student End of Year
 STATE GRADUATION RATE BY SCHOOL AND
 IPST CATEGORY

	GRAD BASE ADJUSTMENTS	GRADUATION BASE	GRADUATES	GRADUATION RATE	COMPLETERS	COMPLETION RATE
Homeless		0	0	n/a	0	n/a
Gifted and Talented		0	0	n/a	0	n/a
DISTRICT TOTALS (All Schools)						
Students With Disabilities		0	5	100.00%	5	100.00%
Limited English Proficient		0	0	n/a	0	n/a
Economically Disadvantaged		0	4	100.00%	4	100.00%
Migrant		0	0	n/a	0	n/a
Title1		0	0	n/a	0	n/a
Homeless		0	0	n/a	0	n/a
Gifted and Talented		0	0	n/a	0	n/a
District:	1540	IGNACIO	11	JT		
#2	4258	Ignacio High		School		
Students With Disabilities		0	9	77.80%	7	77.80%
Limited English Proficient		0	1	100.00%	1	100.00%
Economically Disadvantaged		0	19	78.90%	15	78.90%
Migrant		0	0	n/a	0	n/a
Title1		0	0	n/a	0	n/a
Homeless		0	0	n/a	0	n/a
Gifted and Talented		0	4	100.00%	4	100.00%
DISTRICT TOTALS (All Schools)						
Students With Disabilities		0	9	77.80%	7	77.80%
Limited English Proficient		0	1	100.00%	1	100.00%
Economically Disadvantaged		0	19	78.90%	15	78.90%
Migrant		0	0	n/a	0	n/a
Title1		0	0	n/a	0	n/a
Homeless		0	0	n/a	0	n/a




8/29/2006 Colorado Department of Education
 4:14 Data Summary Report File: seyldb9state.lis
 2004-2005 Student End of Year
 STATE GRADUATION RATE BY SCHOOL AND
 IPST CATEGORY

	GRAD BASE ADJUSTMENTS	GRADUATION BASE	GRADUATES	GRADUATION RATE	COMPLETERS	COMPLETION RATE
Gifted and Talented	0	4	4	100.00%	4	100.00%
COUNTY :		35 LARIMER				
District:	1550	POUDRE	R-1			
#1	0145	Pioneer	Charter	School		
Students With Disabilities	0	0	0	n/a	0	n/a
Limited English Proficient	0	0	0	n/a	0	n/a
Economically Disadvantaged	0	0	0	n/a	0	n/a
Migrant	0	0	0	n/a	0	n/a
Title1	0	0	0	n/a	0	n/a
Homeless	0	0	0	n/a	0	n/a
Gifted and Talented	0	0	0	n/a	0	n/a
#2	0146	Ridgeview	Classical	Charter Schools		
Students With Disabilities	0	0	0	n/a	0	n/a
Limited English Proficient	0	1	1	100.00%	1	100.00%
Economically Disadvantaged	0	1	1	100.00%	1	100.00%
Migrant	0	0	0	n/a	0	n/a
Title1	0	0	0	n/a	0	n/a
Homeless	0	0	0	n/a	0	n/a
Gifted and Talented	0	0	0	n/a	0	n/a
#2*	0892	Blevins	Junior	High School		
Students With Disabilities	0	0	0	n/a	0	n/a
Limited English Proficient	0	0	0	n/a	0	n/a
Economically Disadvantaged	0	0	0	n/a	0	n/a
Migrant	0	0	0	n/a	0	n/a
Title1	0	0	0	n/a	0	n/a
Homeless	0	0	0	n/a	0	n/a



8/29/2006 Colorado Department of Education
 4:14 Data Summary Report File: seyldb9state.lis
 2004-2005 Student End of Year
 STATE GRADUATION RATE BY SCHOOL AND
 IPST CATEGORY

	GRAD BASE ADJUSTMENTS	GRADUATION BASE	GRADUATES	GRADUATION RATE	COMPLETERS	COMPLETION RATE	
Gifted and Talented	0	0	0	n/a	0	n/a	
#2*	0898	Boltz	Junior	High School			
Students With Disabilities	0	0	0	n/a	0	n/a	
Limited English Proficient	0	0	0	n/a	0	n/a	
Economically Disadvantaged	0	0	0	n/a	0	n/a	
Migrant	0	0	0	n/a	0	n/a	
Title1	0	0	0	n/a	0	n/a	
Homeless	0	0	0	n/a	0	n/a	
Gifted and Talented	0	0	0	n/a	0	n/a	
#2*	1190	Cache La Poudre Junior High School					
Students With Disabilities	0	0	0	n/a	0	n/a	
Limited English Proficient	0	0	0	n/a	0	n/a	
Economically Disadvantaged	0	0	0	n/a	0	n/a	
Migrant	0	0	0	n/a	0	n/a	
Title1	0	0	0	n/a	0	n/a	
Homeless	0	0	0	n/a	0	n/a	
Gifted and Talented	0	0	0	n/a	0	n/a	
#2	3046	Fort	Collins	High School			
Students With Disabilities	4	46	42	91.30%	42	91.30%	
Limited English Proficient	1	17	15	88.20%	15	88.20%	
Economically Disadvantaged	4	49	39	79.60%	39	79.60%	
Migrant	0	0	0	n/a	0	n/a	
Title1	0	0	0	n/a	0	n/a	
Homeless	0	9	8	88.90%	8	88.90%	
Gifted and Talented	0	62	62	100.00%	62	100.00%	
#1	3105	Fossil	Ridge	High School			




8/29/2006 Colorado Department of Education
 4:14 Data Summary Report File: seyrd9state.lis
 2004-2005 Student End of Year
 STATE GRADUATION RATE BY SCHOOL AND
 IPST CATEGORY

	GRAD BASE ADJUSTMENTS	GRADUATION BASE	GRADUATES	GRADUATION RATE	COMPLETERS	COMPLETION RATE
Students With Disabilities		0	0	n/a	0	n/a
Limited English Proficient		0	0	n/a	0	n/a
Economically Disadvantaged		0	0	n/a	0	n/a
Migrant		0	0	n/a	0	n/a
Title1		0	0	n/a	0	n/a
Homeless		0	0	n/a	0	n/a
Gifted and Talented		0	0	n/a	0	n/a
#2	3240	Frontier	High	School		
Students With Disabilities		0	3	33.30%	1	33.30%
Limited English Proficient		0	3	100.00%	3	100.00%
Economically Disadvantaged		0	11	54.50%	6	54.50%
Migrant		0	0	n/a	0	n/a
Title1		0	0	n/a	0	n/a
Homeless		0	7	42.90%	3	42.90%
Gifted and Talented		0	0	n/a	0	n/a
#2#4	3760	Centennial	High	School		
Students With Disabilities		0	14	71.40%	10	71.40%
Limited English Proficient		0	2	50.00%	1	50.00%
Economically Disadvantaged		1	23	60.90%	14	60.90%
Migrant		0	0	n/a	0	n/a
Title1		0	0	n/a	0	n/a
Homeless		0	4	75.00%	3	75.00%
Gifted and Talented		0	0	n/a	0	n/a
#2*	5068	Leshar	Junior	High School		
Students With Disabilities		0	0	n/a	0	n/a
Limited English Proficient		0	0	n/a	0	n/a


8/29/2006 Colorado Department of Education
 4:14 Data Summary Report File: seyldb9state.lis
 2004-2005 Student End of Year
 STATE GRADUATION RATE BY SCHOOL AND
 IPST CATEGORY

	GRAD BASE ADJUSTMENTS	GRADUATION BASE	GRADUATES	GRADUATION RATE	COMPLETERS	COMPLETION RATE	
Economically Disadvantaged		0	0	0	n/a	0	n/a
Migrant		0	0	0	n/a	0	n/a
Title1		0	0	0	n/a	0	n/a
Homeless		0	0	0	n/a	0	n/a
Gifted and Talented		0	0	0	n/a	0	n/a
#2*	5120	Liberty	Common		Charter School		
Students With Disabilities		0	0	0	n/a	0	n/a
Limited English Proficient		0	0	0	n/a	0	n/a
Economically Disadvantaged		0	0	0	n/a	0	n/a
Migrant		0	0	0	n/a	0	n/a
Title1		0	0	0	n/a	0	n/a
Homeless		0	0	0	n/a	0	n/a
Gifted and Talented		0	0	0	n/a	0	n/a
#2*	5168	Lincoln	Junior		High School		
Students With Disabilities		0	0	0	n/a	0	n/a
Limited English Proficient		0	0	0	n/a	0	n/a
Economically Disadvantaged		0	0	0	n/a	0	n/a
Migrant		0	0	0	n/a	0	n/a
Title1		0	0	0	n/a	0	n/a
Homeless		0	0	0	n/a	0	n/a
Gifted and Talented		0	0	0	n/a	0	n/a
#2#4#5*	6159	Mountain	View		Learning Center		
Students With Disabilities		0	0	0	n/a	0	n/a
Limited English Proficient		0	0	0	n/a	0	n/a
Economically Disadvantaged		0	0	0	n/a	0	n/a
Migrant		0	0	0	n/a	0	n/a




8/29/2006 Colorado Department of Education
 4:14 Data Summary Report File: seyldb9state.lis
 2004-2005 Student End of Year
 STATE GRADUATION RATE BY SCHOOL AND
 IPST CATEGORY

	GRAD BASE ADJUSTMENTS	GRADUATION BASE	GRADUATES	GRADUATION RATE	COMPLETERS	COMPLETION RATE	
Title1		0	0	n/a	0	n/a	
Homeless		0	0	n/a	0	n/a	
Gifted and Talented		0	0	n/a	0	n/a	
#2#4	6815	Peak	Alternative	Program			
Students With Disabilities		0	7	4	57.10%	4	57.10%
Limited English Proficient		0	0	0	n/a	0	n/a
Economically Disadvantaged		0	1	1	100.00%	1	100.00%
Migrant		0	0	0	n/a	0	n/a
Title1		0	0	0	n/a	0	n/a
Homeless		0	1	1	100.00%	1	100.00%
Gifted and Talented		0	0	0	n/a	0	n/a
#2	7124	Poudre	High	School			
Students With Disabilities		0	52	39	75.00%	39	75.00%
Limited English Proficient		2	41	37	90.20%	37	90.20%
Economically Disadvantaged		6	81	60	74.10%	60	74.10%
Migrant		0	0	0	n/a	0	n/a
Title1		0	0	0	n/a	0	n/a
Homeless		0	10	8	80.00%	8	80.00%
Gifted and Talented		0	61	61	100.00%	61	100.00%
#2#4	7127	Poudre	Transition	Center			
Students With Disabilities		3	5	1	20.00%	1	20.00%
Limited English Proficient		1	2	1	50.00%	1	50.00%
Economically Disadvantaged		4	11	5	45.50%	5	45.50%
Migrant		0	0	0	n/a	0	n/a
Title1		0	0	0	n/a	0	n/a
Homeless		1	2	0	0.00%	0	0.00%




8/29/2006 Colorado Department of Education
 4:14 Data Summary Report File: seyldb9state.lis
 2004-2005 Student End of Year
 STATE GRADUATION RATE BY SCHOOL AND
 IPST CATEGORY

	GRAD BASE ADJUSTMENTS	GRADUATION BASE	GRADUATES	GRADUATION RATE	COMPLETERS	COMPLETION RATE
Gifted and Talented	0	0	0	n/a	0	n/a
#2*	7161	Preston	Junior	High School		
Students With Disabilities	0	0	0	n/a	0	n/a
Limited English Proficient	0	0	0	n/a	0	n/a
Economically Disadvantaged	0	0	0	n/a	0	n/a
Migrant	0	0	0	n/a	0	n/a
Title1	0	0	0	n/a	0	n/a
Homeless	0	0	0	n/a	0	n/a
Gifted and Talented	0	0	0	n/a	0	n/a
#2#4#5*	7195	Psd	Mountain	Crest Alternative		Program
Students With Disabilities	1	0	0	n/a	0	n/a
Limited English Proficient	0	0	0	n/a	0	n/a
Economically Disadvantaged	0	0	0	n/a	0	n/a
Migrant	0	0	0	n/a	0	n/a
Title1	0	0	0	n/a	0	n/a
Homeless	0	0	0	n/a	0	n/a
Gifted and Talented	0	0	0	n/a	0	n/a
#2	7470	Rocky	Mountain	High School		
Students With Disabilities	0	49	36	73.50%	41	83.70%
Limited English Proficient	0	17	13	76.50%	14	82.40%
Economically Disadvantaged	2	69	55	79.70%	58	84.10%
Migrant	0	0	0	n/a	0	n/a
Title1	0	0	0	n/a	0	n/a
Homeless	0	9	7	77.80%	7	77.80%
Gifted and Talented	0	59	59	100.00%	59	100.00%
#2#4#5*	9120	Village	School			




8/29/2006 Colorado Department of Education
 4:14 Data Summary Report File: seyrd9state.lis
 2004-2005 Student End of Year
 STATE GRADUATION RATE BY SCHOOL AND
 IPST CATEGORY

	GRAD BASE ADJUSTMENTS	GRADUATION BASE	GRADUATES	GRADUATION RATE	COMPLETERS	COMPLETION RATE
Students With Disabilities		0	0	n/a	0	n/a
Limited English Proficient		0	0	n/a	0	n/a
Economically Disadvantaged		0	0	n/a	0	n/a
Migrant		0	0	n/a	0	n/a
Title1		0	0	n/a	0	n/a
Homeless		0	0	n/a	0	n/a
Gifted and Talented		0	0	n/a	0	n/a
#2*	9330	Webber	Junior	High School		
Students With Disabilities		0	0	n/a	0	n/a
Limited English Proficient		0	0	n/a	0	n/a
Economically Disadvantaged		0	0	n/a	0	n/a
Migrant		0	0	n/a	0	n/a
Title1		0	0	n/a	0	n/a
Homeless		0	0	n/a	0	n/a
Gifted and Talented		0	0	n/a	0	n/a
#2*	9374	Wellington	Junior	High School		
Students With Disabilities		0	0	n/a	0	n/a
Limited English Proficient		0	0	n/a	0	n/a
Economically Disadvantaged		0	0	n/a	0	n/a
Migrant		0	0	n/a	0	n/a
Title1		0	0	n/a	0	n/a
Homeless		0	0	n/a	0	n/a
Gifted and Talented		0	0	n/a	0	n/a
#2#5*	9983	Poudre	Transfer	School		
Students With Disabilities		0	0	n/a	0	n/a
Limited English Proficient		0	0	n/a	0	n/a




8/29/2006 Colorado Department of Education
 4:14 Data Summary Report File: seyrd9state.lis
 2004-2005 Student End of Year
 STATE GRADUATION RATE BY SCHOOL AND
 IPST CATEGORY

	GRAD BASE ADJUSTMENTS	GRADUATION BASE	GRADUATES	GRADUATION RATE	COMPLETERS	COMPLETION RATE
Economically Disadvantaged		0	0	n/a	0	n/a
Migrant		0	0	n/a	0	n/a
Title1		0	0	n/a	0	n/a
Homeless		0	0	n/a	0	n/a
Gifted and Talented		0	0	n/a	0	n/a
DISTRICT TOTALS (All Schools)						
Students With Disabilities		8	176	75.60%	138	78.40%
Limited English Proficient		4	83	85.50%	72	86.70%
Economically Disadvantaged		17	246	73.60%	184	74.80%
Migrant		0	0	n/a	0	n/a
Title1		0	0	n/a	0	n/a
Homeless		1	42	71.40%	30	71.40%
Gifted and Talented		0	182	100.00%	182	100.00%
District:	1560	THOMPSON R-2J				
#2	0812	Berthoud	High	School		
Students With Disabilities		0	16	93.80%	15	93.80%
Limited English Proficient		0	0	n/a	0	n/a
Economically Disadvantaged		0	12	100.00%	12	100.00%
Migrant		0	0	n/a	0	n/a
Title1		0	0	n/a	0	n/a
Homeless		0	1	100.00%	1	100.00%
Gifted and Talented		0	21	100.00%	21	100.00%
#2	5316	Loveland	High	School		
Students With Disabilities		1	24	79.20%	19	79.20%
Limited English Proficient		1	6	83.30%	5	83.30%
Economically Disadvantaged		1	47	95.70%	45	95.70%




8/29/2006 Colorado Department of Education
 4:14 Data Summary Report File: seyldb9state.lis
 2004-2005 Student End of Year
 STATE GRADUATION RATE BY SCHOOL AND
 IPST CATEGORY

	GRAD BASE ADJUSTMENTS	GRADUATION BASE	GRADUATES	GRADUATION RATE	GRADUATION COMPLETERS	COMPLETION RATE	
Migrant		1	1	0	0.00%	0	0.00%
Title1		0	0	0	n/a	0	n/a
Homeless		0	3	3	100.00%	3	100.00%
Gifted and Talented		0	43	43	100.00%	43	100.00%
#2	6163	Mountain	View		High School		
Students With Disabilities		1	29	24	82.80%	24	82.80%
Limited English Proficient		0	6	5	83.30%	5	83.30%
Economically Disadvantaged		0	53	51	96.20%	51	96.20%
Migrant		0	1	1	100.00%	1	100.00%
Title1		0	0	0	n/a	0	n/a
Homeless		0	3	3	100.00%	3	100.00%
Gifted and Talented		1	24	24	100.00%	24	100.00%
#2	8824	Thompson	Valley		High School		
Students With Disabilities		0	26	23	88.50%	23	88.50%
Limited English Proficient		0	0	0	n/a	0	n/a
Economically Disadvantaged		0	46	41	89.10%	41	89.10%
Migrant		0	1	0	0.00%	0	0.00%
Title1		0	0	0	n/a	0	n/a
Homeless		0	2	1	50.00%	1	50.00%
Gifted and Talented		0	48	46	95.80%	46	95.80%
#2#4	9260	Harold	Ferguson		High School		
Students With Disabilities		0	11	3	27.30%	3	27.30%
Limited English Proficient		0	1	1	100.00%	1	100.00%
Economically Disadvantaged		0	27	22	81.50%	22	81.50%
Migrant		0	0	0	n/a	0	n/a
Title1		0	0	0	n/a	0	n/a




8/29/2006 Colorado Department of Education
 4:14 Data Summary Report File: seyldb9state.lis
 2004-2005 Student End of Year
 STATE GRADUATION RATE BY SCHOOL AND
 IPST CATEGORY

	GRAD BASE ADJUSTMENTS	GRADUATION BASE	GRADUATES	GRADUATION RATE	COMPLETERS	COMPLETION RATE	
Homeless		0	15	12	80.00%	12	80.00%
Gifted and Talented		0	2	1	50.00%	1	50.00%
DISTRICT TOTALS (All Schools)							
Students With Disabilities		2	106	84	79.20%	84	79.20%
Limited English Proficient		1	13	11	84.60%	11	84.60%
Economically Disadvantaged		1	185	171	92.40%	171	92.40%
Migrant		1	3	1	33.30%	1	33.30%
Title1		0	0	0	n/a	0	n/a
Homeless		0	24	20	83.30%	20	83.30%
Gifted and Talented		1	138	135	97.80%	135	97.80%
District:	1570	PARK (ESTES		PARK) R-3			
#2	2794	Estes Park		High School			
Students With Disabilities		0	7	6	85.70%	6	85.70%
Limited English Proficient		0	5	5	100.00%	5	100.00%
Economically Disadvantaged		0	16	15	93.80%	15	93.80%
Migrant		0	1	1	100.00%	1	100.00%
Title1		0	0	0	n/a	0	n/a
Homeless		0	5	5	100.00%	5	100.00%
Gifted and Talented		0	0	0	n/a	0	n/a
DISTRICT TOTALS (All Schools)							
Students With Disabilities		0	7	6	85.70%	6	85.70%
Limited English Proficient		0	5	5	100.00%	5	100.00%
Economically Disadvantaged		0	16	15	93.80%	15	93.80%
Migrant		0	1	1	100.00%	1	100.00%
Title1		0	0	0	n/a	0	n/a
Homeless		0	5	5	100.00%	5	100.00%




8/29/2006 Colorado Department of Education
 4:14 Data Summary Report File: seyldb9state.lis
 2004-2005 Student End of Year
 STATE GRADUATION RATE BY SCHOOL AND
 IPST CATEGORY

	GRAD BASE ADJUSTMENTS	GRADUATION BASE	GRADUATES	GRADUATION RATE	COMPLETERS	COMPLETION RATE	
Gifted and Talented		0	0	0	n/a	0	n/a
COUNTY :			36 LAS		ANIMAS		
District:	1580	TRINIDAD				1	
#2	8906	Trinidad	High		School		
Students With Disabilities		0	13	8	61.50%	8	61.50%
Limited English Proficient		0	0	0	n/a	0	n/a
Economically Disadvantaged		2	83	73	88.00%	73	88.00%
Migrant		0	0	0	n/a	0	n/a
Title1		0	0	0	n/a	0	n/a
Homeless		0	0	0	n/a	0	n/a
Gifted and Talented		0	0	0	n/a	0	n/a
DISTRICT TOTALS (All Schools)							
Students With Disabilities		0	13	8	61.50%	8	61.50%
Limited English Proficient		0	0	0	n/a	0	n/a
Economically Disadvantaged		2	83	73	88.00%	73	88.00%
Migrant		0	0	0	n/a	0	n/a
Title1		0	0	0	n/a	0	n/a
Homeless		0	0	0	n/a	0	n/a
Gifted and Talented		0	0	0	n/a	0	n/a
District:	1590	PRIMERO	REORGANIZE			2	
#2	7164	Primero	Junior-Senior		High School		
Students With Disabilities		0	2	2	100.00%	2	100.00%
Limited English Proficient		0	0	0	n/a	0	n/a
Economically Disadvantaged		0	8	8	100.00%	8	100.00%
Migrant		0	0	0	n/a	0	n/a
Title1		0	0	0	n/a	0	n/a




8/29/2006 Colorado Department of Education
 4:14 Data Summary Report File: seyldb9state.lis
 2004-2005 Student End of Year
 STATE GRADUATION RATE BY SCHOOL AND
 IPST CATEGORY

	GRAD BASE ADJUSTMENTS	GRADUATION BASE	GRADUATES	GRADUATION RATE	COMPLETERS	COMPLETION RATE
Homeless		0	0	n/a	0	n/a
Gifted and Talented		0	0	n/a	0	n/a
DISTRICT TOTALS (All Schools)						
Students With Disabilities		0	2	100.00%	2	100.00%
Limited English Proficient		0	0	n/a	0	n/a
Economically Disadvantaged		0	8	100.00%	8	100.00%
Migrant		0	0	n/a	0	n/a
Title1		0	0	n/a	0	n/a
Homeless		0	0	n/a	0	n/a
Gifted and Talented		0	0	n/a	0	n/a
District:	1600	HOEHNE	REORGANIZE	3		
#2	4048	Hoehne	High	School		
Students With Disabilities		0	2	50.00%	1	50.00%
Limited English Proficient		0	0	n/a	0	n/a
Economically Disadvantaged		0	8	87.50%	7	87.50%
Migrant		0	0	n/a	0	n/a
Title1		0	0	n/a	0	n/a
Homeless		0	0	n/a	0	n/a
Gifted and Talented		0	0	n/a	0	n/a
DISTRICT TOTALS (All Schools)						
Students With Disabilities		0	2	50.00%	1	50.00%
Limited English Proficient		0	0	n/a	0	n/a
Economically Disadvantaged		0	8	87.50%	7	87.50%
Migrant		0	0	n/a	0	n/a
Title1		0	0	n/a	0	n/a
Homeless		0	0	n/a	0	n/a




8/29/2006 Colorado Department of Education
 4:14 Data Summary Report File: seyldb9state.lis
 2004-2005 Student End of Year
 STATE GRADUATION RATE BY SCHOOL AND
 IPST CATEGORY

	GRAD BASE ADJUSTMENTS	GRADUATION BASE	GRADUATES	GRADUATION RATE	COMPLETERS	COMPLETION RATE	
Gifted and Talented		0	0	0	n/a	0	n/a
District:	1620	AGUILAR	REORGANIZE	6			
#2	0066	Aguilar	Junior-Senior	High School			
Students With Disabilities		1	1	1	100.00%	1	100.00%
Limited English Proficient		0	1	1	100.00%	1	100.00%
Economically Disadvantaged		1	7	7	100.00%	7	100.00%
Migrant		0	0	0	n/a	0	n/a
Title1		0	0	0	n/a	0	n/a
Homeless		0	0	0	n/a	0	n/a
Gifted and Talented		0	0	0	n/a	0	n/a
DISTRICT TOTALS (All Schools)							
Students With Disabilities		1	1	1	100.00%	1	100.00%
Limited English Proficient		0	1	1	100.00%	1	100.00%
Economically Disadvantaged		1	7	7	100.00%	7	100.00%
Migrant		0	0	0	n/a	0	n/a
Title1		0	0	0	n/a	0	n/a
Homeless		0	0	0	n/a	0	n/a
Gifted and Talented		0	0	0	n/a	0	n/a
District:	1750	BRANSON	REORGANIZE	82			
#2#4	0948	Branson	Alternative	School			
Students With Disabilities		0	9	2	22.20%	2	22.20%
Limited English Proficient		0	0	0	n/a	0	n/a
Economically Disadvantaged		0	0	0	n/a	0	n/a
Migrant		0	0	0	n/a	0	n/a
Title1		0	0	0	n/a	0	n/a
Homeless		0	0	0	n/a	0	n/a




8/29/2006 Colorado Department of Education
 4:14 Data Summary Report File: seyldb9state.lis
 2004-2005 Student End of Year
 STATE GRADUATION RATE BY SCHOOL AND
 IPST CATEGORY

	GRAD BASE ADJUSTMENTS	GRADUATION BASE	GRADUATES	GRADUATION RATE	COMPLETERS	COMPLETION RATE
Gifted and Talented	0	0	0	n/a	0	n/a
#2	0978	Branson	Undivided	High School		
Students With Disabilities	0	0	0	n/a	0	n/a
Limited English Proficient	0	0	0	n/a	0	n/a
Economically Disadvantaged	0	3	3	100.00%	3	100.00%
Migrant	0	0	0	n/a	0	n/a
Title1	0	0	0	n/a	0	n/a
Homeless	0	0	0	n/a	0	n/a
Gifted and Talented	0	0	0	n/a	0	n/a
DISTRICT TOTALS (All Schools)						
Students With Disabilities	0	9	2	22.20%	2	22.20%
Limited English Proficient	0	0	0	n/a	0	n/a
Economically Disadvantaged	0	3	3	100.00%	3	100.00%
Migrant	0	0	0	n/a	0	n/a
Title1	0	0	0	n/a	0	n/a
Homeless	0	0	0	n/a	0	n/a
Gifted and Talented	0	0	0	n/a	0	n/a
District:	1760	KIM	REORGANIZE	88		
#2	4694	Kim	Undivided	High School		
Students With Disabilities	0	1	1	100.00%	1	100.00%
Limited English Proficient	0	0	0	n/a	0	n/a
Economically Disadvantaged	0	3	3	100.00%	3	100.00%
Migrant	0	0	0	n/a	0	n/a
Title1	0	4	4	100.00%	4	100.00%
Homeless	0	0	0	n/a	0	n/a
Gifted and Talented	0	1	1	100.00%	1	100.00%




8/29/2006 Colorado Department of Education
 4:14 Data Summary Report File: seyldb9state.lis
 2004-2005 Student End of Year
 STATE GRADUATION RATE BY SCHOOL AND
 IPST CATEGORY

	GRAD BASE ADJUSTMENTS	GRADUATION BASE	GRADUATES	GRADUATION RATE	COMPLETERS	COMPLETION RATE
DISTRICT TOTALS (All Schools)						
Students With Disabilities	0	1	1	100.00%	1	100.00%
Limited English Proficient	0	0	0	n/a	0	n/a
Economically Disadvantaged	0	3	3	100.00%	3	100.00%
Migrant	0	0	0	n/a	0	n/a
Title1	0	4	4	100.00%	4	100.00%
Homeless	0	0	0	n/a	0	n/a
Gifted and Talented	0	1	1	100.00%	1	100.00%
COUNTY :		37	LINCOLN			
District:	1780	GENOA-HUGO	C113			
#2	4162	Genoa-Hugo	Senior		High School	
Students With Disabilities	0	5	3	60.00%	4	80.00%
Limited English Proficient	0	0	0	n/a	0	n/a
Economically Disadvantaged	0	7	6	85.70%	6	85.70%
Migrant	0	0	0	n/a	0	n/a
Title1	0	0	0	n/a	0	n/a
Homeless	0	0	0	n/a	0	n/a
Gifted and Talented	0	0	0	n/a	0	n/a
DISTRICT TOTALS (All Schools)						
Students With Disabilities	0	5	3	60.00%	4	80.00%
Limited English Proficient	0	0	0	n/a	0	n/a
Economically Disadvantaged	0	7	6	85.70%	6	85.70%
Migrant	0	0	0	n/a	0	n/a
Title1	0	0	0	n/a	0	n/a
Homeless	0	0	0	n/a	0	n/a
Gifted and Talented	0	0	0	n/a	0	n/a




8/29/2006 Colorado Department of Education
 4:14 Data Summary Report File: seyldb9state.lis
 2004-2005 Student End of Year
 STATE GRADUATION RATE BY SCHOOL AND
 IPST CATEGORY

	GRAD BASE ADJUSTMENTS	GRADUATION BASE	GRADUATES	GRADUATION RATE	COMPLETERS	COMPLETION RATE
District:	1790	LIMON	RE-4J			
#2	5136	Limon	Junior-Senior		High School	
Students With Disabilities		0	5	5	100.00%	5
Limited English Proficient		0	0	0	n/a	0
Economically Disadvantaged		1	9	9	100.00%	9
Migrant		0	0	0	n/a	0
Title1		0	55	55	100.00%	55
Homeless		0	0	0	n/a	0
Gifted and Talented		0	0	0	n/a	0
DISTRICT TOTALS (All Schools)						
Students With Disabilities		0	5	5	100.00%	5
Limited English Proficient		0	0	0	n/a	0
Economically Disadvantaged		1	9	9	100.00%	9
Migrant		0	0	0	n/a	0
Title1		0	55	55	100.00%	55
Homeless		0	0	0	n/a	0
Gifted and Talented		0	0	0	n/a	0
District:	1810	KARVAL	RE-23			
#2	4504	Karval	Online		Education	
Students With Disabilities		0	1	0	0.00%	0
Limited English Proficient		0	0	0	n/a	0
Economically Disadvantaged		0	0	0	n/a	0
Migrant		0	0	0	n/a	0
Title1		0	0	0	n/a	0
Homeless		0	0	0	n/a	0
Gifted and Talented		0	0	0	n/a	0




8/29/2006 Colorado Department of Education
 4:14 Data Summary Report File: seyldb9state.lis
 2004-2005 Student End of Year
 STATE GRADUATION RATE BY SCHOOL AND
 IPST CATEGORY

	GRAD BASE ADJUSTMENTS	GRADUATION BASE	GRADUATES	GRADUATION RATE	COMPLETERS	COMPLETION RATE	
#2	4506	Karval	Junior-Senior	High School			
Students With Disabilities		0	0	0	n/a	0	n/a
Limited English Proficient		0	0	0	n/a	0	n/a
Economically Disadvantaged		0	5	5	100.00%	5	100.00%
Migrant		0	0	0	n/a	0	n/a
Title1		0	0	0	n/a	0	n/a
Homeless		0	0	0	n/a	0	n/a
Gifted and Talented		0	0	0	n/a	0	n/a
DISTRICT TOTALS (All Schools)							
Students With Disabilities		0	1	0	0.00%	0	0.00%
Limited English Proficient		0	0	0	n/a	0	n/a
Economically Disadvantaged		0	5	5	100.00%	5	100.00%
Migrant		0	0	0	n/a	0	n/a
Title1		0	0	0	n/a	0	n/a
Homeless		0	0	0	n/a	0	n/a
Gifted and Talented		0	0	0	n/a	0	n/a
COUNTY	:		38 LOGAN				
District:	1828	VALLEY	RE-1				
#2#4	0202	Smith	High	School			
Students With Disabilities		1	1	0	0.00%	0	0.00%
Limited English Proficient		0	0	0	n/a	0	n/a
Economically Disadvantaged		0	2	0	0.00%	0	0.00%
Migrant		0	0	0	n/a	0	n/a
Title1		0	1	1	100.00%	1	100.00%
Homeless		0	0	0	n/a	0	n/a
Gifted and Talented		0	0	0	n/a	0	n/a




8/29/2006 Colorado Department of Education
 4:14 Data Summary Report File: seyldb9state.lis
 2004-2005 Student End of Year
 STATE GRADUATION RATE BY SCHOOL AND
 IPST CATEGORY

	GRAD BASE ADJUSTMENTS	GRADUATION BASE	GRADUATES	GRADUATION RATE	COMPLETERS	COMPLETION RATE	
#2	1224	Caliche	Junior-Senior		High School		
Students With Disabilities		1	0	0	n/a	0	n/a
Limited English Proficient		0	0	0	n/a	0	n/a
Economically Disadvantaged		1	8	8	100.00%	8	100.00%
Migrant		0	0	0	n/a	0	n/a
Title1		0	0	0	n/a	0	n/a
Homeless		0	0	0	n/a	0	n/a
Gifted and Talented		0	0	0	n/a	0	n/a
#2	8260	Sterling	High		School		
Students With Disabilities		0	19	16	84.20%	16	84.20%
Limited English Proficient		0	6	6	100.00%	6	100.00%
Economically Disadvantaged		2	37	33	89.20%	33	89.20%
Migrant		0	0	0	n/a	0	n/a
Title1		0	0	0	n/a	0	n/a
Homeless		0	0	0	n/a	0	n/a
Gifted and Talented		0	0	0	n/a	0	n/a
DISTRICT TOTALS (All Schools)							
Students With Disabilities		2	20	16	80.00%	16	80.00%
Limited English Proficient		0	6	6	100.00%	6	100.00%
Economically Disadvantaged		3	47	41	87.20%	41	87.20%
Migrant		0	0	0	n/a	0	n/a
Title1		0	1	1	100.00%	1	100.00%
Homeless		0	0	0	n/a	0	n/a
Gifted and Talented		0	0	0	n/a	0	n/a
District:	1850	FRENCHMAN	RE-3				
#2	2988	Fleming	High		School		



8/29/2006 Colorado Department of Education
 4:14 Data Summary Report File: seyldb9state.lis
 2004-2005 Student End of Year
 STATE GRADUATION RATE BY SCHOOL AND
 IPST CATEGORY

	GRAD BASE ADJUSTMENTS	GRADUATION BASE	GRADUATES	GRADUATION RATE	GRADUATION COMPLETERS	COMPLETION RATE
Students With Disabilities	0	1	1	100.00%	1	100.00%
Limited English Proficient	0	0	0	n/a	0	n/a
Economically Disadvantaged	0	7	7	100.00%	7	100.00%
Migrant	0	0	0	n/a	0	n/a
Title1	0	0	0	n/a	0	n/a
Homeless	0	0	0	n/a	0	n/a
Gifted and Talented	0	0	0	n/a	0	n/a
DISTRICT TOTALS (All Schools)						
Students With Disabilities	0	1	1	100.00%	1	100.00%
Limited English Proficient	0	0	0	n/a	0	n/a
Economically Disadvantaged	0	7	7	100.00%	7	100.00%
Migrant	0	0	0	n/a	0	n/a
Title1	0	0	0	n/a	0	n/a
Homeless	0	0	0	n/a	0	n/a
Gifted and Talented	0	0	0	n/a	0	n/a
District:	1860	BUFFALO	RE-4			
#2	5806	Merino	Junior		Senior High	School
Students With Disabilities	0	4	4	100.00%	4	100.00%
Limited English Proficient	0	0	0	n/a	0	n/a
Economically Disadvantaged	0	10	10	100.00%	10	100.00%
Migrant	0	0	0	n/a	0	n/a
Title1	0	0	0	n/a	0	n/a
Homeless	0	0	0	n/a	0	n/a
Gifted and Talented	0	0	0	n/a	0	n/a
DISTRICT TOTALS (All Schools)						
Students With Disabilities	0	4	4	100.00%	4	100.00%




8/29/2006 Colorado Department of Education
 4:14 Data Summary Report File: seyrd9state.lis
 2004-2005 Student End of Year
 STATE GRADUATION RATE BY SCHOOL AND
 IPST CATEGORY

	GRAD BASE ADJUSTMENTS	GRADUATION BASE	GRADUATES	GRADUATION RATE	COMPLETERS	COMPLETION RATE
Limited English Proficient		0	0	n/a	0	n/a
Economically Disadvantaged		0	10	100.00%	10	100.00%
Migrant		0	0	n/a	0	n/a
Title1		0	0	n/a	0	n/a
Homeless		0	0	n/a	0	n/a
Gifted and Talented		0	0	n/a	0	n/a
District:	1870	PLATEAU	RE-5			
#2	6838	Peetz	Junior-Senior		High School	
Students With Disabilities		0	1	100.00%	1	100.00%
Limited English Proficient		0	0	n/a	0	n/a
Economically Disadvantaged		0	9	100.00%	9	100.00%
Migrant		0	0	n/a	0	n/a
Title1		0	0	n/a	0	n/a
Homeless		0	0	n/a	0	n/a
Gifted and Talented		0	2	100.00%	2	100.00%
DISTRICT TOTALS (All Schools)						
Students With Disabilities		0	1	100.00%	1	100.00%
Limited English Proficient		0	0	n/a	0	n/a
Economically Disadvantaged		0	9	100.00%	9	100.00%
Migrant		0	0	n/a	0	n/a
Title1		0	0	n/a	0	n/a
Homeless		0	0	n/a	0	n/a
Gifted and Talented		0	2	100.00%	2	100.00%
COUNTY	:		39 MESA			
District:	1980	DE	BEQUE		49JT	
#2	2126	De	Beque		Undivided High	School

8/29/2006 Colorado Department of Education
 4:14 Data Summary Report File: seyldb9state.lis
 2004-2005 Student End of Year
 STATE GRADUATION RATE BY SCHOOL AND
 IPST CATEGORY

	GRAD BASE ADJUSTMENTS	GRADUATION BASE	GRADUATES	GRADUATION RATE	COMPLETERS	COMPLETION RATE	
Students With Disabilities		0	2	1	50.00%	1	50.00%
Limited English Proficient		0	0	0	n/a	0	n/a
Economically Disadvantaged		1	3	2	66.70%	2	66.70%
Migrant		0	0	0	n/a	0	n/a
Title1		0	0	0	n/a	0	n/a
Homeless		0	0	0	n/a	0	n/a
Gifted and Talented		0	0	0	n/a	0	n/a
DISTRICT TOTALS (All Schools)							
Students With Disabilities		0	2	1	50.00%	1	50.00%
Limited English Proficient		0	0	0	n/a	0	n/a
Economically Disadvantaged		1	3	2	66.70%	2	66.70%
Migrant		0	0	0	n/a	0	n/a
Title1		0	0	0	n/a	0	n/a
Homeless		0	0	0	n/a	0	n/a
Gifted and Talented		0	0	0	n/a	0	n/a
District:	1990	PLATEAU	VALLEY		50		
#2#4	3582	Grand	Mesa		High School		
Students With Disabilities		0	8	2	25.00%	6	75.00%
Limited English Proficient		0	0	0	n/a	0	n/a
Economically Disadvantaged		0	0	0	n/a	0	n/a
Migrant		0	0	0	n/a	0	n/a
Title1		0	0	0	n/a	0	n/a
Homeless		0	0	0	n/a	0	n/a
Gifted and Talented		0	0	0	n/a	0	n/a
#2	7032	Plateau	Valley		High School		
Students With Disabilities		0	4	3	75.00%	3	75.00%



8/29/2006 Colorado Department of Education
 4:14 Data Summary Report File: seyrd9state.lis
 2004-2005 Student End of Year
 STATE GRADUATION RATE BY SCHOOL AND
 IPST CATEGORY

	GRAD BASE ADJUSTMENTS	GRADUATION BASE	GRADUATES	GRADUATION RATE	COMPLETERS	COMPLETION RATE
Limited English Proficient	0	1	1	100.00%	1	100.00%
Economically Disadvantaged	0	8	8	100.00%	8	100.00%
Migrant	0	0	0	n/a	0	n/a
Title1	0	0	0	n/a	0	n/a
Homeless	0	0	0	n/a	0	n/a
Gifted and Talented	0	0	0	n/a	0	n/a
DISTRICT TOTALS (All Schools)						
Students With Disabilities	0	12	5	41.70%	9	75.00%
Limited English Proficient	0	1	1	100.00%	1	100.00%
Economically Disadvantaged	0	8	8	100.00%	8	100.00%
Migrant	0	0	0	n/a	0	n/a
Title1	0	0	0	n/a	0	n/a
Homeless	0	0	0	n/a	0	n/a
Gifted and Talented	0	0	0	n/a	0	n/a
District:	2000	MESA	COUNTY	VALLEY	51	
#2	1450	Central	High	School		
Students With Disabilities	0	42	37	88.10%	39	92.90%
Limited English Proficient	0	10	7	70.00%	7	70.00%
Economically Disadvantaged	3	106	97	91.50%	97	91.50%
Migrant	0	4	2	50.00%	2	50.00%
Title1	0	0	0	n/a	0	n/a
Homeless	0	4	4	100.00%	4	100.00%
Gifted and Talented	0	61	61	100.00%	61	100.00%
#2	2128	Deep	River	School		
Students With Disabilities	0	0	0	n/a	0	n/a
Limited English Proficient	0	0	0	n/a	0	n/a




8/29/2006 Colorado Department of Education
 4:14 Data Summary Report File: seyrd9state.lis
 2004-2005 Student End of Year
 STATE GRADUATION RATE BY SCHOOL AND
 IPST CATEGORY

	GRAD BASE ADJUSTMENTS	GRADUATION BASE	GRADUATES	GRADUATION RATE	COMPLETERS	COMPLETION RATE
Economically Disadvantaged		0	0	n/a	0	n/a
Migrant		0	0	n/a	0	n/a
Title1		0	0	n/a	0	n/a
Homeless		0	0	n/a	0	n/a
Gifted and Talented		0	0	n/a	0	n/a
#2	3350		Gateway School			
Students With Disabilities		0	1	100.00%	1	100.00%
Limited English Proficient		0	0	n/a	0	n/a
Economically Disadvantaged		0	0	n/a	0	n/a
Migrant		0	0	n/a	0	n/a
Title1		0	0	n/a	0	n/a
Homeless		0	0	n/a	0	n/a
Gifted and Talented		0	0	n/a	0	n/a
#2	3570		Grand Junction High School			
Students With Disabilities		4	46	54.30%	28	60.90%
Limited English Proficient		1	12	83.30%	10	83.30%
Economically Disadvantaged		6	103	69.90%	74	71.80%
Migrant		0	6	66.70%	4	66.70%
Title1		0	0	n/a	0	n/a
Homeless		1	5	80.00%	4	80.00%
Gifted and Talented		0	83	97.60%	81	97.60%
#2	6070		Fruita Monument High School			
Students With Disabilities		2	23	73.90%	20	87.00%
Limited English Proficient		0	5	80.00%	4	80.00%
Economically Disadvantaged		3	62	88.70%	55	88.70%
Migrant		0	1	100.00%	1	100.00%


8/29/2006 Colorado Department of Education
 4:14 Data Summary Report File: seyldb9state.lis
 2004-2005 Student End of Year
 STATE GRADUATION RATE BY SCHOOL AND
 IPST CATEGORY

	GRAD BASE ADJUSTMENTS	GRADUATION BASE	GRADUATES	GRADUATION RATE	COMPLETERS	COMPLETION RATE
Title1		0	0	n/a	0	n/a
Homeless		0	1	100.00%	1	100.00%
Gifted and Talented		0	64	100.00%	64	100.00%
#1#5*	6472	Career	Center			
Students With Disabilities		0	0	n/a	0	n/a
Limited English Proficient		0	0	n/a	0	n/a
Economically Disadvantaged		0	0	n/a	0	n/a
Migrant		0	0	n/a	0	n/a
Title1		0	0	n/a	0	n/a
Homeless		0	0	n/a	0	n/a
Gifted and Talented		0	0	n/a	0	n/a
#2	6666	Palisade	High	School		
Students With Disabilities		2	27	63.00%	18	66.70%
Limited English Proficient		0	5	100.00%	5	100.00%
Economically Disadvantaged		6	76	77.60%	59	77.60%
Migrant		0	0	n/a	0	n/a
Title1		0	0	n/a	0	n/a
Homeless		0	0	n/a	0	n/a
Gifted and Talented		0	15	100.00%	15	100.00%
#2#4	7236	R-5	High	School		
Students With Disabilities		2	15	46.70%	8	53.30%
Limited English Proficient		0	0	n/a	0	n/a
Economically Disadvantaged		1	47	68.10%	32	68.10%
Migrant		0	0	n/a	0	n/a
Title1		0	0	n/a	0	n/a
Homeless		0	7	57.10%	4	57.10%




8/29/2006 Colorado Department of Education
 4:14 Data Summary Report File: seyldb9state.lis
 2004-2005 Student End of Year
 STATE GRADUATION RATE BY SCHOOL AND
 IPST CATEGORY

	GRAD BASE ADJUSTMENTS	GRADUATION BASE	GRADUATES	GRADUATION RATE	COMPLETERS	COMPLETION RATE
Gifted and Talented	0	3	3	100.00%	3	100.00%
#2#4#5*	7699	School	Without	Walls		
Students With Disabilities	0	0	0	n/a	0	n/a
Limited English Proficient	0	0	0	n/a	0	n/a
Economically Disadvantaged	0	0	0	n/a	0	n/a
Migrant	0	0	0	n/a	0	n/a
Title1	0	0	0	n/a	0	n/a
Homeless	0	0	0	n/a	0	n/a
Gifted and Talented	0	0	0	n/a	0	n/a
#2#5*	9034	Valley	School			
Students With Disabilities	0	0	0	n/a	0	n/a
Limited English Proficient	0	0	0	n/a	0	n/a
Economically Disadvantaged	0	0	0	n/a	0	n/a
Migrant	0	0	0	n/a	0	n/a
Title1	0	0	0	n/a	0	n/a
Homeless	0	0	0	n/a	0	n/a
Gifted and Talented	0	0	0	n/a	0	n/a
DISTRICT TOTALS (All Schools)						
Students With Disabilities	10	154	104	67.50%	114	74.00%
Limited English Proficient	1	32	26	81.30%	26	81.30%
Economically Disadvantaged	19	394	315	79.90%	317	80.50%
Migrant	0	11	7	63.60%	7	63.60%
Title1	0	0	0	n/a	0	n/a
Homeless	1	17	13	76.50%	13	76.50%
Gifted and Talented	0	226	224	99.10%	224	99.10%
COUNTY	:	40 MINERAL				




8/29/2006 Colorado Department of Education
 4:14 Data Summary Report File: seyldb9state.lis
 2004-2005 Student End of Year
 STATE GRADUATION RATE BY SCHOOL AND
 IPST CATEGORY

	GRAD BASE ADJUSTMENTS	GRADUATION BASE	GRADUATES	GRADUATION RATE	COMPLETERS	COMPLETION RATE	
District:	2010	CREEDE	CONSOLIDAT	1			
#2	1966	Creede	Junior-Senior	High School			
Students With Disabilities		0	0	0	n/a	0	n/a
Limited English Proficient		0	0	0	n/a	0	n/a
Economically Disadvantaged		0	3	3	100.00%	3	100.00%
Migrant		0	0	0	n/a	0	n/a
Title1		0	0	0	n/a	0	n/a
Homeless		0	0	0	n/a	0	n/a
Gifted and Talented		0	0	0	n/a	0	n/a
DISTRICT TOTALS (All Schools)							
Students With Disabilities		0	0	0	n/a	0	n/a
Limited English Proficient		0	0	0	n/a	0	n/a
Economically Disadvantaged		0	3	3	100.00%	3	100.00%
Migrant		0	0	0	n/a	0	n/a
Title1		0	0	0	n/a	0	n/a
Homeless		0	0	0	n/a	0	n/a
Gifted and Talented		0	0	0	n/a	0	n/a
COUNTY	:		41 MOFFAT				
District:	2020	MOFFAT	COUNTY	RE:NO	1		
#2	5962	Moffat	County	High School			
Students With Disabilities		0	21	20	95.20%	20	95.20%
Limited English Proficient		0	7	7	100.00%	7	100.00%
Economically Disadvantaged		1	29	27	93.10%	27	93.10%
Migrant		0	3	3	100.00%	3	100.00%
Title1		0	0	0	n/a	0	n/a
Homeless		0	0	0	n/a	0	n/a




8/29/2006 Colorado Department of Education
 4:14 Data Summary Report File: seyldb9state.lis
 2004-2005 Student End of Year
 STATE GRADUATION RATE BY SCHOOL AND
 IPST CATEGORY

	GRAD BASE ADJUSTMENTS	GRADUATION BASE	GRADUATES	GRADUATION RATE	COMPLETERS	COMPLETION RATE
Gifted and Talented		0	0	n/a	0	n/a
DISTRICT TOTALS (All Schools)						
Students With Disabilities	0	21	20	95.20%	20	95.20%
Limited English Proficient	0	7	7	100.00%	7	100.00%
Economically Disadvantaged	1	29	27	93.10%	27	93.10%
Migrant	0	3	3	100.00%	3	100.00%
Title1	0	0	0	n/a	0	n/a
Homeless	0	0	0	n/a	0	n/a
Gifted and Talented	0	0	0	n/a	0	n/a
COUNTY :		42	MONTEZUMA			
District:	2035	MONTEZUMA-C RE-1				
#2	6026	Montezuma-Cort High		School		
Students With Disabilities	1	20	19	95.00%	19	95.00%
Limited English Proficient	2	62	50	80.60%	52	83.90%
Economically Disadvantaged	2	62	43	69.40%	49	79.00%
Migrant	0	0	0	n/a	0	n/a
Title1	0	0	0	n/a	0	n/a
Homeless	0	0	0	n/a	0	n/a
Gifted and Talented	0	21	21	100.00%	21	100.00%
#2#4	8133	Southwest	Open	Charter School		
Students With Disabilities	1	4	2	50.00%	2	50.00%
Limited English Proficient	0	0	0	n/a	0	n/a
Economically Disadvantaged	5	32	16	50.00%	18	56.30%
Migrant	0	0	0	n/a	0	n/a
Title1	0	0	0	n/a	0	n/a
Homeless	0	0	0	n/a	0	n/a




8/29/2006 Colorado Department of Education
 4:14 Data Summary Report File: seyldb9state.lis
 2004-2005 Student End of Year
 STATE GRADUATION RATE BY SCHOOL AND
 IPST CATEGORY

	GRAD BASE ADJUSTMENTS	GRADUATION BASE	GRADUATES	GRADUATION RATE	COMPLETERS	COMPLETION RATE
Gifted and Talented		0	0	n/a	0	n/a
DISTRICT TOTALS (All Schools)						
Students With Disabilities	2	24	21	87.50%	21	87.50%
Limited English Proficient	2	62	50	80.60%	52	83.90%
Economically Disadvantaged	7	94	59	62.80%	67	71.30%
Migrant	0	0	0	n/a	0	n/a
Title1	0	0	0	n/a	0	n/a
Homeless	0	0	0	n/a	0	n/a
Gifted and Talented	0	21	21	100.00%	21	100.00%
District:	2055	DOLORES	RE-4A			
#2	2208	Dolores	High	School		
Students With Disabilities	0	9	9	100.00%	9	100.00%
Limited English Proficient	0	0	0	n/a	0	n/a
Economically Disadvantaged	0	18	15	83.30%	15	83.30%
Migrant	0	0	0	n/a	0	n/a
Title1	0	0	0	n/a	0	n/a
Homeless	0	0	0	n/a	0	n/a
Gifted and Talented	0	0	0	n/a	0	n/a
DISTRICT TOTALS (All Schools)						
Students With Disabilities	0	9	9	100.00%	9	100.00%
Limited English Proficient	0	0	0	n/a	0	n/a
Economically Disadvantaged	0	18	15	83.30%	15	83.30%
Migrant	0	0	0	n/a	0	n/a
Title1	0	0	0	n/a	0	n/a
Homeless	0	0	0	n/a	0	n/a
Gifted and Talented	0	0	0	n/a	0	n/a




8/29/2006 Colorado Department of Education
 4:14 Data Summary Report File: seyldb9state.lis
 2004-2005 Student End of Year
 STATE GRADUATION RATE BY SCHOOL AND
 IPST CATEGORY

	GRAD BASE ADJUSTMENTS	GRADUATION BASE	GRADUATES	GRADUATION RATE	COMPLETERS	COMPLETION RATE
District:	2070	MANCOS	RE-6			
#2	5452	Mancos	High	School		
Students With Disabilities		0	2	2	100.00%	2
Limited English Proficient		0	1	1	100.00%	1
Economically Disadvantaged		1	8	8	100.00%	8
Migrant		0	0	0	n/a	0
Title1		0	0	0	n/a	0
Homeless		0	0	0	n/a	0
Gifted and Talented		0	2	2	100.00%	2
DISTRICT TOTALS (All Schools)						
Students With Disabilities		0	2	2	100.00%	2
Limited English Proficient		0	1	1	100.00%	1
Economically Disadvantaged		1	8	8	100.00%	8
Migrant		0	0	0	n/a	0
Title1		0	0	0	n/a	0
Homeless		0	0	0	n/a	0
Gifted and Talented		0	2	2	100.00%	2
COUNTY	:		43 MONTROSE			
District:	2180	MONTROSE	COUNTY	RE-1J		
#2*	1392	Centennial	Middle	School		
Students With Disabilities		0	0	0	n/a	0
Limited English Proficient		0	0	0	n/a	0
Economically Disadvantaged		0	0	0	n/a	0
Migrant		0	0	0	n/a	0
Title1		0	0	0	n/a	0
Homeless		0	0	0	n/a	0




8/29/2006 Colorado Department of Education
 4:14 Data Summary Report File: seyldb9state.lis
 2004-2005 Student End of Year
 STATE GRADUATION RATE BY SCHOOL AND
 IPST CATEGORY

	GRAD BASE ADJUSTMENTS	GRADUATION BASE	GRADUATES	GRADUATION RATE	COMPLETERS	COMPLETION RATE
Gifted and Talented	0	0	0	n/a	0	n/a
#2	6058	Montrose	High	School		
Students With Disabilities	2	29	21	72.40%	21	72.40%
Limited English Proficient	1	6	4	66.70%	4	66.70%
Economically Disadvantaged	3	47	34	72.30%	35	74.50%
Migrant	0	1	0	0.00%	0	0.00%
Title1	0	0	0	n/a	0	n/a
Homeless	0	0	0	n/a	0	n/a
Gifted and Talented	0	24	24	100.00%	24	100.00%
#2#4#5*	6059	Vista	Adult	High School		
Students With Disabilities	1	0	0	n/a	0	n/a
Limited English Proficient	0	0	0	n/a	0	n/a
Economically Disadvantaged	3	1	0	n/a	0	n/a
Migrant	0	0	0	n/a	0	n/a
Title1	0	0	0	n/a	0	n/a
Homeless	0	0	0	n/a	0	n/a
Gifted and Talented	0	0	0	n/a	0	n/a
#2	6494	Olathe	High	School		
Students With Disabilities	1	7	6	85.70%	6	85.70%
Limited English Proficient	0	6	5	83.30%	5	83.30%
Economically Disadvantaged	1	22	18	81.80%	19	86.40%
Migrant	0	4	3	75.00%	3	75.00%
Title1	0	0	0	n/a	0	n/a
Homeless	0	0	0	n/a	0	n/a
Gifted and Talented	0	3	3	100.00%	3	100.00%
#2#4	6807	Passage	Charter	School		




8/29/2006 Colorado Department of Education
 4:14 Data Summary Report File: seyldb9state.lis
 2004-2005 Student End of Year
 STATE GRADUATION RATE BY SCHOOL AND
 IPST CATEGORY

	GRAD BASE ADJUSTMENTS	GRADUATION BASE	GRADUATES	GRADUATION RATE	COMPLETERS	COMPLETION RATE
Students With Disabilities		0	0	n/a	0	n/a
Limited English Proficient		0	0	n/a	0	n/a
Economically Disadvantaged		0	13	84.60%	11	84.60%
Migrant		0	0	n/a	0	n/a
Title1		0	13	84.60%	11	84.60%
Homeless		0	0	n/a	0	n/a
Gifted and Talented		0	0	n/a	0	n/a
#1	9149	Vista	Charter	School		
Students With Disabilities		0	5	80.00%	4	80.00%
Limited English Proficient		0	1	100.00%	1	100.00%
Economically Disadvantaged		0	41	85.40%	35	85.40%
Migrant		0	2	100.00%	2	100.00%
Title1		0	1	100.00%	1	100.00%
Homeless		0	0	n/a	0	n/a
Gifted and Talented		0	0	n/a	0	n/a
DISTRICT TOTALS (All Schools)						
Students With Disabilities		4	41	75.60%	31	75.60%
Limited English Proficient		1	13	76.90%	10	76.90%
Economically Disadvantaged		7	124	79.00%	100	80.60%
Migrant		0	7	71.40%	5	71.40%
Title1		0	14	85.70%	12	85.70%
Homeless		0	0	n/a	0	n/a
Gifted and Talented		0	27	100.00%	27	100.00%
District:	2190	WEST	END	RE-2		
#2	6436	Nucla	Junior/Senior	High School		
Students With Disabilities		0	3	100.00%	3	100.00%




8/29/2006 Colorado Department of Education
 4:14 Data Summary Report File: seyldb9state.lis
 2004-2005 Student End of Year
 STATE GRADUATION RATE BY SCHOOL AND
 IPST CATEGORY

	GRAD BASE ADJUSTMENTS	GRADUATION BASE	GRADUATES	GRADUATION RATE	COMPLETERS	COMPLETION RATE
Limited English Proficient		0	0	n/a	0	n/a
Economically Disadvantaged		0	7	85.70%	6	85.70%
Migrant		0	0	n/a	0	n/a
Title1		0	0	n/a	0	n/a
Homeless		0	0	n/a	0	n/a
Gifted and Talented		0	0	n/a	0	n/a
#2#4	9395	West	End	Charter Learning		Center
Students With Disabilities		0	0	n/a	0	n/a
Limited English Proficient		0	0	n/a	0	n/a
Economically Disadvantaged		0	4	50.00%	2	50.00%
Migrant		0	0	n/a	0	n/a
Title1		0	0	n/a	0	n/a
Homeless		0	0	n/a	0	n/a
Gifted and Talented		0	0	n/a	0	n/a
DISTRICT TOTALS (All Schools)						
Students With Disabilities		0	3	100.00%	3	100.00%
Limited English Proficient		0	0	n/a	0	n/a
Economically Disadvantaged		0	11	72.70%	8	72.70%
Migrant		0	0	n/a	0	n/a
Title1		0	0	n/a	0	n/a
Homeless		0	0	n/a	0	n/a
Gifted and Talented		0	0	n/a	0	n/a
COUNTY	:		44	MORGAN		
District:	2395	BRUSH	RE-2(J)			
#2	1096	Brush	High	School		
Students With Disabilities		0	11	54.50%	6	54.50%




8/29/2006 Colorado Department of Education
 4:14 Data Summary Report File: seyldb9state.lis
 2004-2005 Student End of Year
 STATE GRADUATION RATE BY SCHOOL AND
 IPST CATEGORY

	GRAD BASE ADJUSTMENTS	GRADUATION BASE	GRADUATES	GRADUATION RATE	COMPLETERS	COMPLETION RATE
Limited English Proficient	0	3	2	66.70%	2	66.70%
Economically Disadvantaged	0	39	32	82.10%	32	82.10%
Migrant	0	2	1	50.00%	1	50.00%
Title1	0	0	0	n/a	0	n/a
Homeless	0	0	0	n/a	0	n/a
Gifted and Talented	0	5	5	100.00%	5	100.00%
DISTRICT TOTALS (All Schools)						
Students With Disabilities	0	11	6	54.50%	6	54.50%
Limited English Proficient	0	3	2	66.70%	2	66.70%
Economically Disadvantaged	0	39	32	82.10%	32	82.10%
Migrant	0	2	1	50.00%	1	50.00%
Title1	0	0	0	n/a	0	n/a
Homeless	0	0	0	n/a	0	n/a
Gifted and Talented	0	5	5	100.00%	5	100.00%
District:	2405	FORT	MORGAN	RE-3		
#2	3078	Fort	Morgan	High School		
Students With Disabilities	1	19	14	73.70%	17	89.50%
Limited English Proficient	0	11	7	63.60%	8	72.70%
Economically Disadvantaged	1	75	48	64.00%	62	82.70%
Migrant	0	6	6	100.00%	6	100.00%
Title1	0	0	0	n/a	0	n/a
Homeless	0	0	0	n/a	0	n/a
Gifted and Talented	0	25	23	92.00%	23	92.00%
#2#4	5180	Lincoln	High	School		
Students With Disabilities	0	3	2	66.70%	3	100.00%
Limited English Proficient	0	0	0	n/a	0	n/a




8/29/2006 Colorado Department of Education
 4:14 Data Summary Report File: seyrd9state.lis
 2004-2005 Student End of Year
 STATE GRADUATION RATE BY SCHOOL AND
 IPST CATEGORY

	GRAD BASE ADJUSTMENTS	GRADUATION BASE	GRADUATES	GRADUATION RATE	COMPLETERS	COMPLETION RATE	
Economically Disadvantaged		1	14	6	42.90%	8	57.10%
Migrant		0	1	0	0.00%	0	0.00%
Title1		0	0	0	n/a	0	n/a
Homeless		0	1	1	100.00%	1	100.00%
Gifted and Talented		0	0	0	n/a	0	n/a
DISTRICT TOTALS (All Schools)							
Students With Disabilities		1	22	16	72.70%	20	90.90%
Limited English Proficient		0	11	7	63.60%	8	72.70%
Economically Disadvantaged		2	89	54	60.70%	70	78.70%
Migrant		0	7	6	85.70%	6	85.70%
Title1		0	0	0	n/a	0	n/a
Homeless		0	1	1	100.00%	1	100.00%
Gifted and Talented		0	25	23	92.00%	23	92.00%
District:	2505	WELDON VALLEY		RE-20(J)			
#2	9360	Weldon	Valley	High School			
Students With Disabilities		0	1	1	100.00%	1	100.00%
Limited English Proficient		0	0	0	n/a	0	n/a
Economically Disadvantaged		0	4	3	75.00%	3	75.00%
Migrant		0	0	0	n/a	0	n/a
Title1		0	0	0	n/a	0	n/a
Homeless		0	0	0	n/a	0	n/a
Gifted and Talented		0	5	4	80.00%	4	80.00%
DISTRICT TOTALS (All Schools)							
Students With Disabilities		0	1	1	100.00%	1	100.00%
Limited English Proficient		0	0	0	n/a	0	n/a
Economically Disadvantaged		0	4	3	75.00%	3	75.00%




8/29/2006 Colorado Department of Education
 4:14 Data Summary Report File: seyrd9state.lis
 2004-2005 Student End of Year
 STATE GRADUATION RATE BY SCHOOL AND
 IPST CATEGORY

	GRAD BASE ADJUSTMENTS	GRADUATION BASE	GRADUATES	GRADUATION RATE	GRADUATION COMPLETERS	COMPLETION RATE	
Migrant		0	0	0	n/a	0	n/a
Title1		0	0	0	n/a	0	n/a
Homeless		0	0	0	n/a	0	n/a
Gifted and Talented		0	5	4	80.00%	4	80.00%
District:	2515	WIGGINS	RE-50(J)				
#2	9582	Wiggins	Junior-Senior		High School		
Students With Disabilities		0	0	0	n/a	0	n/a
Limited English Proficient		0	0	0	n/a	0	n/a
Economically Disadvantaged		0	12	10	83.30%	11	91.70%
Migrant		0	0	0	n/a	0	n/a
Title1		0	1	1	100.00%	1	100.00%
Homeless		0	0	0	n/a	0	n/a
Gifted and Talented		0	0	0	n/a	0	n/a
DISTRICT TOTALS (All Schools)							
Students With Disabilities		0	0	0	n/a	0	n/a
Limited English Proficient		0	0	0	n/a	0	n/a
Economically Disadvantaged		0	12	10	83.30%	11	91.70%
Migrant		0	0	0	n/a	0	n/a
Title1		0	1	1	100.00%	1	100.00%
Homeless		0	0	0	n/a	0	n/a
Gifted and Talented		0	0	0	n/a	0	n/a
COUNTY	:		45	OTERO			
District:	2520	EAST	OTERO		R-1		
#2	4844	La	Junta		High School		
Students With Disabilities		0	14	13	92.90%	13	92.90%
Limited English Proficient		0	0	0	n/a	0	n/a



8/29/2006 Colorado Department of Education
 4:14 Data Summary Report File: seyrd9state.lis
 2004-2005 Student End of Year
 STATE GRADUATION RATE BY SCHOOL AND
 IPST CATEGORY

	GRAD BASE ADJUSTMENTS	GRADUATION BASE	GRADUATES	GRADUATION RATE	COMPLETERS	COMPLETION RATE	
Economically Disadvantaged		3	39	37	94.90%	37	94.90%
Migrant		0	1	1	100.00%	1	100.00%
Title1		0	0	0	n/a	0	n/a
Homeless		0	0	0	n/a	0	n/a
Gifted and Talented		0	14	14	100.00%	14	100.00%
#2#4	8849						
Students With Disabilities		0	3	0	0.00%	0	0.00%
Limited English Proficient		0	0	0	n/a	0	n/a
Economically Disadvantaged		2	19	8	42.10%	8	42.10%
Migrant		0	0	0	n/a	0	n/a
Title1		0	0	0	n/a	0	n/a
Homeless		0	0	0	n/a	0	n/a
Gifted and Talented		0	0	0	n/a	0	n/a
DISTRICT TOTALS (All Schools)							
Students With Disabilities		0	17	13	76.50%	13	76.50%
Limited English Proficient		0	0	0	n/a	0	n/a
Economically Disadvantaged		5	58	45	77.60%	45	77.60%
Migrant		0	1	1	100.00%	1	100.00%
Title1		0	0	0	n/a	0	n/a
Homeless		0	0	0	n/a	0	n/a
Gifted and Talented		0	14	14	100.00%	14	100.00%
District:	2530	ROCKY	FORD		R-2		
#2	7442	Rocky	Ford		High School		
Students With Disabilities		0	4	3	75.00%	3	75.00%
Limited English Proficient		1	7	6	85.70%	6	85.70%
Economically Disadvantaged		1	25	23	92.00%	23	92.00%




8/29/2006 Colorado Department of Education
 4:14 Data Summary Report File: seyrd9state.lis
 2004-2005 Student End of Year
 STATE GRADUATION RATE BY SCHOOL AND
 IPST CATEGORY

	GRAD BASE ADJUSTMENTS	GRADUATION BASE	GRADUATES	GRADUATION RATE	GRADUATION COMPLETERS	COMPLETION RATE	
Migrant		1	2	2	100.00%	2	100.00%
Title1		0	0	0	n/a	0	n/a
Homeless		0	0	0	n/a	0	n/a
Gifted and Talented		0	0	0	n/a	0	n/a
DISTRICT TOTALS (All Schools)							
Students With Disabilities		0	4	3	75.00%	3	75.00%
Limited English Proficient		1	7	6	85.70%	6	85.70%
Economically Disadvantaged		1	25	23	92.00%	23	92.00%
Migrant		1	2	2	100.00%	2	100.00%
Title1		0	0	0	n/a	0	n/a
Homeless		0	0	0	n/a	0	n/a
Gifted and Talented		0	0	0	n/a	0	n/a
District:	2535	MANZANOLA		3J			
#2	5506	Manzanola	Junior-Senior	High School			
Students With Disabilities		0	0	0	n/a	0	n/a
Limited English Proficient		0	1	1	100.00%	1	100.00%
Economically Disadvantaged		0	8	8	100.00%	8	100.00%
Migrant		0	1	1	100.00%	1	100.00%
Title1		0	0	0	n/a	0	n/a
Homeless		0	0	0	n/a	0	n/a
Gifted and Talented		0	0	0	n/a	0	n/a
DISTRICT TOTALS (All Schools)							
Students With Disabilities		0	0	0	n/a	0	n/a
Limited English Proficient		0	1	1	100.00%	1	100.00%
Economically Disadvantaged		0	8	8	100.00%	8	100.00%
Migrant		0	1	1	100.00%	1	100.00%




8/29/2006 Colorado Department of Education
 4:14 Data Summary Report File: seyldb9state.lis
 2004-2005 Student End of Year
 STATE GRADUATION RATE BY SCHOOL AND
 IPST CATEGORY

	GRAD BASE ADJUSTMENTS	GRADUATION BASE	GRADUATES	GRADUATION RATE	COMPLETERS	COMPLETION RATE
Title1		0	0	n/a	0	n/a
Homeless		0	0	n/a	0	n/a
Gifted and Talented		0	0	n/a	0	n/a
District:	2540	FOWLER	R-4J			
#2	3134	Fowler	High	School		
Students With Disabilities		0	2	100.00%	2	100.00%
Limited English Proficient		0	1	0.00%	0	0.00%
Economically Disadvantaged		0	14	57.10%	8	57.10%
Migrant		0	0	n/a	0	n/a
Title1		0	0	n/a	0	n/a
Homeless		0	0	n/a	0	n/a
Gifted and Talented		0	0	n/a	0	n/a
DISTRICT TOTALS (All Schools)						
Students With Disabilities		0	2	100.00%	2	100.00%
Limited English Proficient		0	1	0.00%	0	0.00%
Economically Disadvantaged		0	14	57.10%	8	57.10%
Migrant		0	0	n/a	0	n/a
Title1		0	0	n/a	0	n/a
Homeless		0	0	n/a	0	n/a
Gifted and Talented		0	0	n/a	0	n/a
District:	2560	CHERAW	31			
#2	1546	Cheraw	High	School		
Students With Disabilities		0	2	100.00%	2	100.00%
Limited English Proficient		0	0	n/a	0	n/a
Economically Disadvantaged		0	2	100.00%	2	100.00%
Migrant		0	0	n/a	0	n/a




8/29/2006 Colorado Department of Education
 4:14 Data Summary Report File: seyldb9state.lis
 2004-2005 Student End of Year
 STATE GRADUATION RATE BY SCHOOL AND
 IPST CATEGORY

	GRAD BASE ADJUSTMENTS	GRADUATION BASE	GRADUATES	GRADUATION RATE	COMPLETERS	COMPLETION RATE
Title1		0	0	n/a	0	n/a
Homeless		0	0	n/a	0	n/a
Gifted and Talented		0	0	n/a	0	n/a
DISTRICT TOTALS (All Schools)						
Students With Disabilities		0	2	100.00%	2	100.00%
Limited English Proficient		0	0	n/a	0	n/a
Economically Disadvantaged		0	2	100.00%	2	100.00%
Migrant		0	0	n/a	0	n/a
Title1		0	0	n/a	0	n/a
Homeless		0	0	n/a	0	n/a
Gifted and Talented		0	0	n/a	0	n/a
District:	2570	SWINK	33			
#2	8456	Swink	Junior-Senior	High School		
Students With Disabilities		0	2	50.00%	1	50.00%
Limited English Proficient		0	0	n/a	0	n/a
Economically Disadvantaged		0	5	80.00%	4	80.00%
Migrant		0	0	n/a	0	n/a
Title1		0	0	n/a	0	n/a
Homeless		0	0	n/a	0	n/a
Gifted and Talented		0	0	n/a	0	n/a
DISTRICT TOTALS (All Schools)						
Students With Disabilities		0	2	50.00%	1	50.00%
Limited English Proficient		0	0	n/a	0	n/a
Economically Disadvantaged		0	5	80.00%	4	80.00%
Migrant		0	0	n/a	0	n/a
Title1		0	0	n/a	0	n/a




8/29/2006 Colorado Department of Education
 4:14 Data Summary Report File: seyldb9state.lis
 2004-2005 Student End of Year
 STATE GRADUATION RATE BY SCHOOL AND
 IPST CATEGORY

	GRAD BASE ADJUSTMENTS	GRADUATION BASE	GRADUATES	GRADUATION RATE	COMPLETERS	COMPLETION RATE	
Homeless		0	0	0	n/a	0	n/a
Gifted and Talented		0	0	0	n/a	0	n/a
COUNTY	:		46 OURAY				
District:	2580	OURAY	R-1				
#2	6600	Ouray	Senior		High School		
Students With Disabilities		0	3	3	100.00%	3	100.00%
Limited English Proficient		0	0	0	n/a	0	n/a
Economically Disadvantaged		0	4	4	100.00%	4	100.00%
Migrant		0	0	0	n/a	0	n/a
Title1		0	0	0	n/a	0	n/a
Homeless		0	0	0	n/a	0	n/a
Gifted and Talented		0	0	0	n/a	0	n/a
DISTRICT TOTALS (All Schools)							
Students With Disabilities		0	3	3	100.00%	3	100.00%
Limited English Proficient		0	0	0	n/a	0	n/a
Economically Disadvantaged		0	4	4	100.00%	4	100.00%
Migrant		0	0	0	n/a	0	n/a
Title1		0	0	0	n/a	0	n/a
Homeless		0	0	0	n/a	0	n/a
Gifted and Talented		0	0	0	n/a	0	n/a
District:	2590	RIDGWAY	R-2				
#2	7346	Ridgway	High		School		
Students With Disabilities		0	1	1	100.00%	1	100.00%
Limited English Proficient		0	0	0	n/a	0	n/a
Economically Disadvantaged		0	1	1	100.00%	1	100.00%
Migrant		0	0	0	n/a	0	n/a




8/29/2006 Colorado Department of Education
 4:14 Data Summary Report File: seyldb9state.lis
 2004-2005 Student End of Year
 STATE GRADUATION RATE BY SCHOOL AND
 IPST CATEGORY

	GRAD BASE ADJUSTMENTS	GRADUATION BASE	GRADUATES	GRADUATION RATE	COMPLETERS	COMPLETION RATE
Title1	0	0	0	n/a	0	n/a
Homeless	0	0	0	n/a	0	n/a
Gifted and Talented	0	0	0	n/a	0	n/a
DISTRICT TOTALS (All Schools)						
Students With Disabilities	0	1	1	100.00%	1	100.00%
Limited English Proficient	0	0	0	n/a	0	n/a
Economically Disadvantaged	0	1	1	100.00%	1	100.00%
Migrant	0	0	0	n/a	0	n/a
Title1	0	0	0	n/a	0	n/a
Homeless	0	0	0	n/a	0	n/a
Gifted and Talented	0	0	0	n/a	0	n/a
COUNTY	:		47 PARK			
District:	2600	PLATTE	CANYON	1		
#2	7046	Platte	Canyon	High School		
Students With Disabilities	0	12	8	66.70%	8	66.70%
Limited English Proficient	0	0	0	n/a	0	n/a
Economically Disadvantaged	0	17	16	94.10%	16	94.10%
Migrant	0	0	0	n/a	0	n/a
Title1	0	0	0	n/a	0	n/a
Homeless	0	0	0	n/a	0	n/a
Gifted and Talented	0	13	13	100.00%	13	100.00%
DISTRICT TOTALS (All Schools)						
Students With Disabilities	0	12	8	66.70%	8	66.70%
Limited English Proficient	0	0	0	n/a	0	n/a
Economically Disadvantaged	0	17	16	94.10%	16	94.10%
Migrant	0	0	0	n/a	0	n/a




8/29/2006 Colorado Department of Education
 4:14 Data Summary Report File: seyldb9state.lis
 2004-2005 Student End of Year
 STATE GRADUATION RATE BY SCHOOL AND
 IPST CATEGORY

	GRAD BASE ADJUSTMENTS	GRADUATION BASE	GRADUATES	GRADUATION RATE	COMPLETERS	COMPLETION RATE	
Title1		0	0	0	n/a	0	n/a
Homeless		0	0	0	n/a	0	n/a
Gifted and Talented		0	13	13	100.00%	13	100.00%
District:	2610	PARK	COUNTY	RE-2			
#2	8118	South	Park	High School			
Students With Disabilities		0	2	2	100.00%	2	100.00%
Limited English Proficient		0	0	0	n/a	0	n/a
Economically Disadvantaged		0	2	2	100.00%	2	100.00%
Migrant		0	0	0	n/a	0	n/a
Title1		0	0	0	n/a	0	n/a
Homeless		0	0	0	n/a	0	n/a
Gifted and Talented		0	1	1	100.00%	1	100.00%
DISTRICT TOTALS (All Schools)							
Students With Disabilities		0	2	2	100.00%	2	100.00%
Limited English Proficient		0	0	0	n/a	0	n/a
Economically Disadvantaged		0	2	2	100.00%	2	100.00%
Migrant		0	0	0	n/a	0	n/a
Title1		0	0	0	n/a	0	n/a
Homeless		0	0	0	n/a	0	n/a
Gifted and Talented		0	1	1	100.00%	1	100.00%
COUNTY	:		48	PHILLIPS			
District:	2620	HOLYOKE	RE-1J				
#2	4080	Holyoke	Junior-Senior	High School			
Students With Disabilities		0	4	4	100.00%	4	100.00%
Limited English Proficient		0	4	4	100.00%	4	100.00%
Economically Disadvantaged		0	10	10	100.00%	10	100.00%




8/29/2006 Colorado Department of Education
 4:14 Data Summary Report File: seyrd9state.lis
 2004-2005 Student End of Year
 STATE GRADUATION RATE BY SCHOOL AND
 IPST CATEGORY

	GRAD BASE ADJUSTMENTS	GRADUATION BASE	GRADUATES	GRADUATION RATE	COMPLETERS	COMPLETION RATE
Migrant	0	1	1	100.00%	1	100.00%
Title1	0	0	0	n/a	0	n/a
Homeless	0	0	0	n/a	0	n/a
Gifted and Talented	0	7	7	100.00%	7	100.00%
DISTRICT TOTALS (All Schools)						
Students With Disabilities	0	4	4	100.00%	4	100.00%
Limited English Proficient	0	4	4	100.00%	4	100.00%
Economically Disadvantaged	0	10	10	100.00%	10	100.00%
Migrant	0	1	1	100.00%	1	100.00%
Title1	0	0	0	n/a	0	n/a
Homeless	0	0	0	n/a	0	n/a
Gifted and Talented	0	7	7	100.00%	7	100.00%
District:	2630	HAXTUN	RE-2J			
#2	3850	Haxtun	High	School		
Students With Disabilities	0	3	3	100.00%	3	100.00%
Limited English Proficient	0	0	0	n/a	0	n/a
Economically Disadvantaged	0	6	6	100.00%	6	100.00%
Migrant	0	0	0	n/a	0	n/a
Title1	0	0	0	n/a	0	n/a
Homeless	0	0	0	n/a	0	n/a
Gifted and Talented	0	0	0	n/a	0	n/a
DISTRICT TOTALS (All Schools)						
Students With Disabilities	0	3	3	100.00%	3	100.00%
Limited English Proficient	0	0	0	n/a	0	n/a
Economically Disadvantaged	0	6	6	100.00%	6	100.00%
Migrant	0	0	0	n/a	0	n/a




8/29/2006 Colorado Department of Education
 4:14 Data Summary Report File: seyldb9state.lis
 2004-2005 Student End of Year
 STATE GRADUATION RATE BY SCHOOL AND
 IPST CATEGORY

	GRAD BASE ADJUSTMENTS	GRADUATION BASE	GRADUATES	GRADUATION RATE	COMPLETERS	COMPLETION RATE
Title1	0	0	0	n/a	0	n/a
Homeless	0	0	0	n/a	0	n/a
Gifted and Talented	0	0	0	n/a	0	n/a
COUNTY	:	49 PITKIN				
District:	2640	ASPEN	1			
#2	0432	Aspen High		School		
Students With Disabilities	0	7	7	100.00%	7	100.00%
Limited English Proficient	0	9	4	44.40%	4	44.40%
Economically Disadvantaged	0	1	1	100.00%	1	100.00%
Migrant	0	0	0	n/a	0	n/a
Title1	0	0	0	n/a	0	n/a
Homeless	0	0	0	n/a	0	n/a
Gifted and Talented	0	0	0	n/a	0	n/a
DISTRICT TOTALS (All Schools)						
Students With Disabilities	0	7	7	100.00%	7	100.00%
Limited English Proficient	0	9	4	44.40%	4	44.40%
Economically Disadvantaged	0	1	1	100.00%	1	100.00%
Migrant	0	0	0	n/a	0	n/a
Title1	0	0	0	n/a	0	n/a
Homeless	0	0	0	n/a	0	n/a
Gifted and Talented	0	0	0	n/a	0	n/a
COUNTY	:	50 PROWERS				
District:	2650	GRANADA	RE-1			
#2	3546	Granada	Undivided	High School		
Students With Disabilities	0	0	0	n/a	0	n/a
Limited English Proficient	0	0	0	n/a	0	n/a




8/29/2006 Colorado Department of Education
 4:14 Data Summary Report File: seyldb9state.lis
 2004-2005 Student End of Year
 STATE GRADUATION RATE BY SCHOOL AND
 IPST CATEGORY

	GRAD BASE ADJUSTMENTS	GRADUATION BASE	GRADUATES	GRADUATION RATE	COMPLETERS	COMPLETION RATE	
Economically Disadvantaged		0	5	5	100.00%	5	100.00%
Migrant		0	0	0	n/a	0	n/a
Title1		0	0	0	n/a	0	n/a
Homeless		0	0	0	n/a	0	n/a
Gifted and Talented		0	2	2	100.00%	2	100.00%
DISTRICT TOTALS (All Schools)							
Students With Disabilities		0	0	0	n/a	0	n/a
Limited English Proficient		0	0	0	n/a	0	n/a
Economically Disadvantaged		0	5	5	100.00%	5	100.00%
Migrant		0	0	0	n/a	0	n/a
Title1		0	0	0	n/a	0	n/a
Homeless		0	0	0	n/a	0	n/a
Gifted and Talented		0	2	2	100.00%	2	100.00%
District:	2660	LAMAR	RE-2				
#2	4960	Lamar	High	School			
Students With Disabilities		1	5	4	80.00%	4	80.00%
Limited English Proficient		1	7	4	57.10%	4	57.10%
Economically Disadvantaged		2	30	21	70.00%	21	70.00%
Migrant		0	3	3	100.00%	3	100.00%
Title1		0	0	0	n/a	0	n/a
Homeless		0	2	2	100.00%	2	100.00%
Gifted and Talented		0	40	40	100.00%	40	100.00%
#2#4	7185	Project	Acquire				
Students With Disabilities		0	5	0	0.00%	0	0.00%
Limited English Proficient		0	0	0	n/a	0	n/a
Economically Disadvantaged		4	8	0	0.00%	0	0.00%




8/29/2006 Colorado Department of Education
 4:14 Data Summary Report File: seyrd9state.lis
 2004-2005 Student End of Year
 STATE GRADUATION RATE BY SCHOOL AND
 IPST CATEGORY

	GRAD BASE ADJUSTMENTS	GRADUATION BASE	GRADUATES	GRADUATION RATE	COMPLETERS	COMPLETION RATE	
Migrant		0	0	n/a	0	n/a	
Title1		0	0	n/a	0	n/a	
Homeless		1	1	0.00%	0	0.00%	
Gifted and Talented		0	0	n/a	0	n/a	
DISTRICT TOTALS (All Schools)							
Students With Disabilities		1	10	4	40.00%	4	40.00%
Limited English Proficient		1	7	4	57.10%	4	57.10%
Economically Disadvantaged		6	38	21	55.30%	21	55.30%
Migrant		0	3	3	100.00%	3	100.00%
Title1		0	0	0	n/a	0	n/a
Homeless		1	3	2	66.70%	2	66.70%
Gifted and Talented		0	40	40	100.00%	40	100.00%
District:	2670	HOLLY	RE-3				
#2	4058	Holly	Junior-Senior	High School			
Students With Disabilities		0	3	3	100.00%	3	100.00%
Limited English Proficient		0	2	2	100.00%	2	100.00%
Economically Disadvantaged		0	15	14	93.30%	15	100.00%
Migrant		0	0	0	n/a	0	n/a
Title1		0	0	0	n/a	0	n/a
Homeless		0	0	0	n/a	0	n/a
Gifted and Talented		0	8	8	100.00%	8	100.00%
DISTRICT TOTALS (All Schools)							
Students With Disabilities		0	3	3	100.00%	3	100.00%
Limited English Proficient		0	2	2	100.00%	2	100.00%
Economically Disadvantaged		0	15	14	93.30%	15	100.00%
Migrant		0	0	0	n/a	0	n/a




8/29/2006 Colorado Department of Education
 4:14 Data Summary Report File: seyldb9state.lis
 2004-2005 Student End of Year
 STATE GRADUATION RATE BY SCHOOL AND
 IPST CATEGORY

	GRAD BASE ADJUSTMENTS	GRADUATION BASE	GRADUATES	GRADUATION RATE	COMPLETERS	COMPLETION RATE	
Title1		0	0	0	n/a	0	n/a
Homeless		0	0	0	n/a	0	n/a
Gifted and Talented		0	8	8	100.00%	8	100.00%
District:	2680	WILEY	RE-13		JT		
#2	9608	Wiley	Junior-Senior		High School		
Students With Disabilities		0	0	0	n/a	0	n/a
Limited English Proficient		0	0	0	n/a	0	n/a
Economically Disadvantaged		0	15	15	100.00%	15	100.00%
Migrant		0	0	0	n/a	0	n/a
Title1		0	0	0	n/a	0	n/a
Homeless		0	0	0	n/a	0	n/a
Gifted and Talented		0	8	8	100.00%	8	100.00%
DISTRICT TOTALS (All Schools)							
Students With Disabilities		0	0	0	n/a	0	n/a
Limited English Proficient		0	0	0	n/a	0	n/a
Economically Disadvantaged		0	15	15	100.00%	15	100.00%
Migrant		0	0	0	n/a	0	n/a
Title1		0	0	0	n/a	0	n/a
Homeless		0	0	0	n/a	0	n/a
Gifted and Talented		0	8	8	100.00%	8	100.00%
COUNTY	:		51 PUEBLO				
District:	2690	PUEBLO	CITY		60		
#2#5*	0023	E	&		E Program		
Students With Disabilities		0	0	0	n/a	0	n/a
Limited English Proficient		0	0	0	n/a	0	n/a
Economically Disadvantaged		0	0	0	n/a	0	n/a




8/29/2006 Colorado Department of Education
 4:14 Data Summary Report File: seyldb9state.lis
 2004-2005 Student End of Year
 STATE GRADUATION RATE BY SCHOOL AND
 IPST CATEGORY

	GRAD BASE ADJUSTMENTS	GRADUATION BASE	GRADUATES	GRADUATION RATE	COMPLETERS	COMPLETION RATE
Migrant		0	0	n/a	0	n/a
Title1		0	0	n/a	0	n/a
Homeless		0	0	n/a	0	n/a
Gifted and Talented		0	0	n/a	0	n/a
#2	1402	Centennial	High	School		
Students With Disabilities		0	13	76.90%	10	76.90%
Limited English Proficient		0	4	75.00%	3	75.00%
Economically Disadvantaged		3	78	85.90%	67	85.90%
Migrant		0	0	n/a	0	n/a
Title1		1	3	0.00%	0	0.00%
Homeless		0	1	100.00%	1	100.00%
Gifted and Talented		0	4	100.00%	4	100.00%
#2	1454	Central	High	School		
Students With Disabilities		1	17	70.60%	12	70.60%
Limited English Proficient		1	16	87.50%	14	87.50%
Economically Disadvantaged		5	116	90.50%	105	90.50%
Migrant		0	1	100.00%	1	100.00%
Title1		0	8	37.50%	3	37.50%
Homeless		1	9	100.00%	9	100.00%
Gifted and Talented		0	2	100.00%	2	100.00%
#2	1872	Community	Transition	House		
Students With Disabilities		0	50	98.00%	49	98.00%
Limited English Proficient		0	1	100.00%	1	100.00%
Economically Disadvantaged		0	5	100.00%	5	100.00%
Migrant		0	0	n/a	0	n/a
Title1		0	1	0.00%	0	0.00%




8/29/2006 Colorado Department of Education
 4:14 Data Summary Report File: seyrd9state.lis
 2004-2005 Student End of Year
 STATE GRADUATION RATE BY SCHOOL AND
 IPST CATEGORY

	GRAD BASE ADJUSTMENTS	GRADUATION BASE	GRADUATES	GRADUATION RATE	COMPLETERS	COMPLETION RATE
Homeless		0	0	n/a	0	n/a
Gifted and Talented		0	0	n/a	0	n/a
#2	2394	East	High	School		
Students With Disabilities		1	6	4	66.70%	4
Limited English Proficient		1	10	9	90.00%	9
Economically Disadvantaged		7	92	82	89.10%	82
Migrant		0	2	2	100.00%	2
Title1		3	3	0	0.00%	0
Homeless		0	2	2	100.00%	2
Gifted and Talented		0	7	7	100.00%	7
#1	7209	Pueblo Charter School For The Arts & Sciences				
Students With Disabilities		0	0	0	n/a	0
Limited English Proficient		0	0	0	n/a	0
Economically Disadvantaged		0	0	0	n/a	0
Migrant		0	0	0	n/a	0
Title1		0	0	0	n/a	0
Homeless		0	0	0	n/a	0
Gifted and Talented		0	0	0	n/a	0
#2#4	7748	Keating	Continuing	Education		
Students With Disabilities		2	1	0	0.00%	0
Limited English Proficient		0	3	0	0.00%	0
Economically Disadvantaged		8	22	1	4.50%	1
Migrant		0	0	0	n/a	0
Title1		1	5	0	0.00%	0
Homeless		0	2	1	50.00%	1
Gifted and Talented		0	0	0	n/a	0



8/29/2006 Colorado Department of Education
 4:14 Data Summary Report File: seyldb9state.lis
 2004-2005 Student End of Year
 STATE GRADUATION RATE BY SCHOOL AND
 IPST CATEGORY

	GRAD BASE ADJUSTMENTS	GRADUATION BASE	GRADUATES	GRADUATION RATE	COMPLETERS	COMPLETION RATE	
#2	8082	South	High	School			
Students With Disabilities		1	13	11	84.60%	11	84.60%
Limited English Proficient		0	0	0	n/a	0	n/a
Economically Disadvantaged		4	68	62	91.20%	62	91.20%
Migrant		0	0	0	n/a	0	n/a
Title1		1	6	0	0.00%	0	0.00%
Homeless		0	3	3	100.00%	3	100.00%
Gifted and Talented		0	3	3	100.00%	3	100.00%
#2#4	9785	Youth	&	Family Academy		Charter	
Students With Disabilities		0	3	2	66.70%	2	66.70%
Limited English Proficient		0	0	0	n/a	0	n/a
Economically Disadvantaged		1	7	4	57.10%	4	57.10%
Migrant		0	0	0	n/a	0	n/a
Title1		0	8	7	87.50%	7	87.50%
Homeless		1	0	0	n/a	0	n/a
Gifted and Talented		0	0	0	n/a	0	n/a
DISTRICT TOTALS (All Schools)							
Students With Disabilities		5	103	88	85.40%	88	85.40%
Limited English Proficient		2	34	27	79.40%	27	79.40%
Economically Disadvantaged		28	388	326	84.00%	326	84.00%
Migrant		0	3	3	100.00%	3	100.00%
Title1		6	34	10	29.40%	10	29.40%
Homeless		2	17	16	94.10%	16	94.10%
Gifted and Talented		0	16	16	100.00%	16	100.00%
District:	2700	PUEBLO	COUNTY	RURAL		70	
#2#4	3279	Futures	Academy				




8/29/2006 Colorado Department of Education
 4:14 Data Summary Report File: seyrd9state.lis
 2004-2005 Student End of Year
 STATE GRADUATION RATE BY SCHOOL AND
 IPST CATEGORY

	GRAD BASE ADJUSTMENTS	GRADUATION BASE	GRADUATES	GRADUATION RATE	COMPLETERS	COMPLETION RATE
Students With Disabilities	1	0	0	n/a	0	n/a
Limited English Proficient	1	0	0	n/a	0	n/a
Economically Disadvantaged	1	0	0	n/a	0	n/a
Migrant	0	0	0	n/a	0	n/a
Title1	0	0	0	n/a	0	n/a
Homeless	0	0	0	n/a	0	n/a
Gifted and Talented	0	0	0	n/a	0	n/a
#2	7208	Pueblo	County	High School		
Students With Disabilities	1	14	11	78.60%	11	78.60%
Limited English Proficient	0	6	3	50.00%	3	50.00%
Economically Disadvantaged	2	46	40	87.00%	40	87.00%
Migrant	0	1	1	100.00%	1	100.00%
Title1	0	0	0	n/a	0	n/a
Homeless	0	0	0	n/a	0	n/a
Gifted and Talented	0	11	11	100.00%	11	100.00%
#2	7211	Pueblo	Technical	Academy		
Students With Disabilities	0	0	0	n/a	0	n/a
Limited English Proficient	0	0	0	n/a	0	n/a
Economically Disadvantaged	0	3	3	100.00%	3	100.00%
Migrant	0	0	0	n/a	0	n/a
Title1	0	0	0	n/a	0	n/a
Homeless	0	0	0	n/a	0	n/a
Gifted and Talented	0	1	1	100.00%	1	100.00%
#2	7214	Pueblo	West	High School		
Students With Disabilities	2	17	14	82.40%	14	82.40%
Limited English Proficient	0	3	2	66.70%	3	100.00%


8/29/2006 Colorado Department of Education
 4:14 Data Summary Report File: seyrd9state.lis
 2004-2005 Student End of Year
 STATE GRADUATION RATE BY SCHOOL AND
 IPST CATEGORY

	GRAD BASE ADJUSTMENTS	GRADUATION BASE	GRADUATES	GRADUATION RATE	COMPLETERS	COMPLETION RATE	
Economically Disadvantaged		1	28	22	78.60%	24	85.70%
Migrant		0	1	1	100.00%	1	100.00%
Title1		0	1	1	100.00%	1	100.00%
Homeless		0	0	0	n/a	0	n/a
Gifted and Talented		0	28	28	100.00%	28	100.00%
#2	7534		Rye	High	School		
Students With Disabilities		0	7	6	85.70%	6	85.70%
Limited English Proficient		0	0	0	n/a	0	n/a
Economically Disadvantaged		0	17	15	88.20%	15	88.20%
Migrant		0	0	0	n/a	0	n/a
Title1		0	0	0	n/a	0	n/a
Homeless		0	0	0	n/a	0	n/a
Gifted and Talented		0	8	8	100.00%	8	100.00%
DISTRICT TOTALS (All Schools)							
Students With Disabilities		4	38	31	81.60%	31	81.60%
Limited English Proficient		1	9	5	55.60%	6	66.70%
Economically Disadvantaged		4	94	80	85.10%	82	87.20%
Migrant		0	2	2	100.00%	2	100.00%
Title1		0	1	1	100.00%	1	100.00%
Homeless		0	0	0	n/a	0	n/a
Gifted and Talented		0	48	48	100.00%	48	100.00%
COUNTY	:		52	RIO	BLANCO		
District:	2710		MEEKER	RE1			
#2	5762		Meeker	High	School		
Students With Disabilities		0	11	10	90.90%	10	90.90%
Limited English Proficient		0	0	0	n/a	0	n/a




8/29/2006 Colorado Department of Education
 4:14 Data Summary Report File: seyldb9state.lis
 2004-2005 Student End of Year
 STATE GRADUATION RATE BY SCHOOL AND
 IPST CATEGORY

	GRAD BASE ADJUSTMENTS	GRADUATION BASE	GRADUATES	GRADUATION RATE	COMPLETERS	COMPLETION RATE
Economically Disadvantaged	0	13	11	84.60%	11	84.60%
Migrant	0	0	0	n/a	0	n/a
Title1	0	0	0	n/a	0	n/a
Homeless	0	0	0	n/a	0	n/a
Gifted and Talented	0	21	21	100.00%	21	100.00%
DISTRICT TOTALS (All Schools)						
Students With Disabilities	0	11	10	90.90%	10	90.90%
Limited English Proficient	0	0	0	n/a	0	n/a
Economically Disadvantaged	0	13	11	84.60%	11	84.60%
Migrant	0	0	0	n/a	0	n/a
Title1	0	0	0	n/a	0	n/a
Homeless	0	0	0	n/a	0	n/a
Gifted and Talented	0	21	21	100.00%	21	100.00%
District:	2720	RANGELY	RE-4			
#2	7276	Rangely	High	School		
Students With Disabilities	0	4	2	50.00%	2	50.00%
Limited English Proficient	0	0	0	n/a	0	n/a
Economically Disadvantaged	0	4	2	50.00%	2	50.00%
Migrant	0	0	0	n/a	0	n/a
Title1	0	0	0	n/a	0	n/a
Homeless	0	0	0	n/a	0	n/a
Gifted and Talented	0	0	0	n/a	0	n/a
DISTRICT TOTALS (All Schools)						
Students With Disabilities	0	4	2	50.00%	2	50.00%
Limited English Proficient	0	0	0	n/a	0	n/a
Economically Disadvantaged	0	4	2	50.00%	2	50.00%



8/29/2006 Colorado Department of Education
 4:14 Data Summary Report File: seyrd9state.lis
 2004-2005 Student End of Year
 STATE GRADUATION RATE BY SCHOOL AND
 IPST CATEGORY

	GRAD BASE ADJUSTMENTS	GRADUATION BASE	GRADUATES	GRADUATION RATE	COMPLETERS	COMPLETION RATE
Migrant	0	0	0	n/a	0	n/a
Title1	0	0	0	n/a	0	n/a
Homeless	0	0	0	n/a	0	n/a
Gifted and Talented	0	0	0	n/a	0	n/a
COUNTY :			53 RIO	GRANDE		
District:	2730	DEL	NORTE	C-7		
#2	2150	Del	Norte	High School		
Students With Disabilities	0	7	4	57.10%	4	57.10%
Limited English Proficient	0	0	0	n/a	0	n/a
Economically Disadvantaged	0	24	22	91.70%	22	91.70%
Migrant	0	0	0	n/a	0	n/a
Title1	0	48	47	97.90%	47	97.90%
Homeless	0	0	0	n/a	0	n/a
Gifted and Talented	0	0	0	n/a	0	n/a
DISTRICT TOTALS (All Schools)						
Students With Disabilities	0	7	4	57.10%	4	57.10%
Limited English Proficient	0	0	0	n/a	0	n/a
Economically Disadvantaged	0	24	22	91.70%	22	91.70%
Migrant	0	0	0	n/a	0	n/a
Title1	0	48	47	97.90%	47	97.90%
Homeless	0	0	0	n/a	0	n/a
Gifted and Talented	0	0	0	n/a	0	n/a
District:	2740	MONTE	VISTA	C-8		
#2#4	6030	Byron	Syring	Delta Center		
Students With Disabilities	1	0	0	n/a	0	n/a
Limited English Proficient	0	3	0	0.00%	0	0.00%




8/29/2006 Colorado Department of Education
 4:14 Data Summary Report File: seyldb9state.lis
 2004-2005 Student End of Year
 STATE GRADUATION RATE BY SCHOOL AND
 IPST CATEGORY

	GRAD BASE ADJUSTMENTS	GRADUATION BASE	GRADUATES	GRADUATION RATE	GRADUATION COMPLETERS	COMPLETION RATE	
Economically Disadvantaged		2	18	6	33.30%	12	66.70%
Migrant		0	0	0	n/a	0	n/a
Title1		0	0	0	n/a	0	n/a
Homeless		0	0	0	n/a	0	n/a
Gifted and Talented		0	0	0	n/a	0	n/a
#2	6046	Monte Vista			Senior High		School
Students With Disabilities		0	4	3	75.00%	3	75.00%
Limited English Proficient		0	1	1	100.00%	1	100.00%
Economically Disadvantaged		0	26	25	96.20%	25	96.20%
Migrant		0	0	0	n/a	0	n/a
Title1		0	0	0	n/a	0	n/a
Homeless		0	0	0	n/a	0	n/a
Gifted and Talented		0	0	0	n/a	0	n/a
#2#4	6520	Monte Vista			On-Line Academy		
Students With Disabilities		0	0	0	n/a	0	n/a
Limited English Proficient		0	0	0	n/a	0	n/a
Economically Disadvantaged		0	3	3	100.00%	3	100.00%
Migrant		0	0	0	n/a	0	n/a
Title1		0	0	0	n/a	0	n/a
Homeless		0	0	0	n/a	0	n/a
Gifted and Talented		0	0	0	n/a	0	n/a
DISTRICT TOTALS (All Schools)							
Students With Disabilities		1	4	3	75.00%	3	75.00%
Limited English Proficient		0	4	1	25.00%	1	25.00%
Economically Disadvantaged		2	47	34	72.30%	40	85.10%
Migrant		0	0	0	n/a	0	n/a




8/29/2006 Colorado Department of Education
 4:14 Data Summary Report File: seyldb9state.lis
 2004-2005 Student End of Year
 STATE GRADUATION RATE BY SCHOOL AND
 IPST CATEGORY

	GRAD BASE ADJUSTMENTS	GRADUATION BASE	GRADUATES	GRADUATION RATE	COMPLETERS	COMPLETION RATE
Title1		0	0	n/a	0	n/a
Homeless		0	0	n/a	0	n/a
Gifted and Talented		0	0	n/a	0	n/a
District:	2750	SARGENT	RE-33J			
#2	7664	Sargent	Junior-Senior		High School	
Students With Disabilities		0	2	50.00%	1	50.00%
Limited English Proficient		0	0	n/a	0	n/a
Economically Disadvantaged		0	8	87.50%	7	87.50%
Migrant		0	0	n/a	0	n/a
Title1		0	0	n/a	0	n/a
Homeless		0	0	n/a	0	n/a
Gifted and Talented		0	0	n/a	0	n/a
DISTRICT TOTALS (All Schools)						
Students With Disabilities		0	2	50.00%	1	50.00%
Limited English Proficient		0	0	n/a	0	n/a
Economically Disadvantaged		0	8	87.50%	7	87.50%
Migrant		0	0	n/a	0	n/a
Title1		0	0	n/a	0	n/a
Homeless		0	0	n/a	0	n/a
Gifted and Talented		0	0	n/a	0	n/a
COUNTY	:		54	ROUTT		
District:	2760	HAYDEN	RE-1			
#2	3862	Hayden	High		School	
Students With Disabilities		0	5	60.00%	4	80.00%
Limited English Proficient		0	0	n/a	0	n/a
Economically Disadvantaged		0	6	100.00%	6	100.00%




8/29/2006 Colorado Department of Education
 4:14 Data Summary Report File: seyldb9state.lis
 2004-2005 Student End of Year
 STATE GRADUATION RATE BY SCHOOL AND
 IPST CATEGORY

	GRAD BASE ADJUSTMENTS	GRADUATION BASE	GRADUATES	GRADUATION RATE	COMPLETERS	COMPLETION RATE
Migrant	0	0	0	n/a	0	n/a
Title1	0	0	0	n/a	0	n/a
Homeless	0	0	0	n/a	0	n/a
Gifted and Talented	0	0	0	n/a	0	n/a
DISTRICT TOTALS (All Schools)						
Students With Disabilities	0	5	3	60.00%	4	80.00%
Limited English Proficient	0	0	0	n/a	0	n/a
Economically Disadvantaged	0	6	6	100.00%	6	100.00%
Migrant	0	0	0	n/a	0	n/a
Title1	0	0	0	n/a	0	n/a
Homeless	0	0	0	n/a	0	n/a
Gifted and Talented	0	0	0	n/a	0	n/a
District:	2770	STEAMBOAT SPRINGS		RE-2		
#2	8212	Steamboat	Springs	High School		
Students With Disabilities	0	20	15	75.00%	16	80.00%
Limited English Proficient	0	1	1	100.00%	1	100.00%
Economically Disadvantaged	0	2	2	100.00%	2	100.00%
Migrant	0	0	0	n/a	0	n/a
Title1	0	0	0	n/a	0	n/a
Homeless	0	0	0	n/a	0	n/a
Gifted and Talented	0	0	0	n/a	0	n/a
DISTRICT TOTALS (All Schools)						
Students With Disabilities	0	20	15	75.00%	16	80.00%
Limited English Proficient	0	1	1	100.00%	1	100.00%
Economically Disadvantaged	0	2	2	100.00%	2	100.00%
Migrant	0	0	0	n/a	0	n/a




8/29/2006 Colorado Department of Education
 4:14 Data Summary Report File: seyldb9state.lis
 2004-2005 Student End of Year
 STATE GRADUATION RATE BY SCHOOL AND
 IPST CATEGORY

	GRAD BASE ADJUSTMENTS	GRADUATION BASE	GRADUATES	GRADUATION RATE	COMPLETERS	COMPLETION RATE
Title1		0	0	n/a	0	n/a
Homeless		0	0	n/a	0	n/a
Gifted and Talented		0	0	n/a	0	n/a
District:	2780	SOUTH	ROUTT	RE	3	
#2#4	7511	Routt	County	Alternative School		
Students With Disabilities		0	1	0.00%	1	100.00%
Limited English Proficient		0	0	n/a	0	n/a
Economically Disadvantaged		0	0	n/a	0	n/a
Migrant		0	0	n/a	0	n/a
Title1		0	0	n/a	0	n/a
Homeless		0	0	n/a	0	n/a
Gifted and Talented		0	0	n/a	0	n/a
#2	8050	Soroco	High	School		
Students With Disabilities		1	1	100.00%	1	100.00%
Limited English Proficient		0	0	n/a	0	n/a
Economically Disadvantaged		1	6	100.00%	6	100.00%
Migrant		0	0	n/a	0	n/a
Title1		0	0	n/a	0	n/a
Homeless		0	0	n/a	0	n/a
Gifted and Talented		0	0	n/a	0	n/a
DISTRICT TOTALS (All Schools)						
Students With Disabilities		1	2	50.00%	2	100.00%
Limited English Proficient		0	0	n/a	0	n/a
Economically Disadvantaged		1	6	100.00%	6	100.00%
Migrant		0	0	n/a	0	n/a
Title1		0	0	n/a	0	n/a




8/29/2006 Colorado Department of Education
 4:14 Data Summary Report File: seyldb9state.lis
 2004-2005 Student End of Year
 STATE GRADUATION RATE BY SCHOOL AND
 IPST CATEGORY

	GRAD BASE ADJUSTMENTS	GRADUATION BASE	GRADUATES	GRADUATION RATE	COMPLETERS	COMPLETION RATE	
Homeless		0	0	0	n/a	0	n/a
Gifted and Talented		0	0	0	n/a	0	n/a
COUNTY	:	55 SAGUACHE					
District:	2790	MOUNTAIN	VALLEY	RE	1		
#2	6146	Mountain	Valley	Senior High		School	
Students With Disabilities		0	0	0	n/a	0	n/a
Limited English Proficient		0	0	0	n/a	0	n/a
Economically Disadvantaged		0	6	5	83.30%	5	83.30%
Migrant		0	0	0	n/a	0	n/a
Title1		0	0	0	n/a	0	n/a
Homeless		0	0	0	n/a	0	n/a
Gifted and Talented		0	0	0	n/a	0	n/a
DISTRICT TOTALS (All Schools)							
Students With Disabilities		0	0	0	n/a	0	n/a
Limited English Proficient		0	0	0	n/a	0	n/a
Economically Disadvantaged		0	6	5	83.30%	5	83.30%
Migrant		0	0	0	n/a	0	n/a
Title1		0	0	0	n/a	0	n/a
Homeless		0	0	0	n/a	0	n/a
Gifted and Talented		0	0	0	n/a	0	n/a
District:	2800	MOFFAT		2			
#2	2018	Crestone	Charter			School	
Students With Disabilities		0	0	0	n/a	0	n/a
Limited English Proficient		0	0	0	n/a	0	n/a
Economically Disadvantaged		0	2	2	100.00%	2	100.00%
Migrant		0	0	0	n/a	0	n/a




8/29/2006 Colorado Department of Education
 4:14 Data Summary Report File: seyldb9state.lis
 2004-2005 Student End of Year
 STATE GRADUATION RATE BY SCHOOL AND
 IPST CATEGORY

	GRAD BASE ADJUSTMENTS	GRADUATION BASE	GRADUATES	GRADUATION RATE	COMPLETERS	COMPLETION RATE
Title1	0	0	0	n/a	0	n/a
Homeless	0	0	0	n/a	0	n/a
Gifted and Talented	0	0	0	n/a	0	n/a
#2	5958	Moffat	Senior	High School		
Students With Disabilities	0	0	0	n/a	0	n/a
Limited English Proficient	0	2	2	100.00%	2	100.00%
Economically Disadvantaged	0	4	4	100.00%	4	100.00%
Migrant	0	0	0	n/a	0	n/a
Title1	0	1	1	100.00%	1	100.00%
Homeless	0	0	0	n/a	0	n/a
Gifted and Talented	0	4	4	100.00%	4	100.00%
DISTRICT TOTALS (All Schools)						
Students With Disabilities	0	0	0	n/a	0	n/a
Limited English Proficient	0	2	2	100.00%	2	100.00%
Economically Disadvantaged	0	6	6	100.00%	6	100.00%
Migrant	0	0	0	n/a	0	n/a
Title1	0	1	1	100.00%	1	100.00%
Homeless	0	0	0	n/a	0	n/a
Gifted and Talented	0	4	4	100.00%	4	100.00%
District:	2810	CENTER	26	JT		
#2#4	0051	The Academic Recovery Center Of San Luis Valley				
Students With Disabilities	0	1	1	100.00%	1	100.00%
Limited English Proficient	0	2	1	50.00%	1	50.00%
Economically Disadvantaged	0	15	6	40.00%	6	40.00%
Migrant	0	2	0	0.00%	0	0.00%
Title1	0	0	0	n/a	0	n/a




8/29/2006 Colorado Department of Education
 4:14 Data Summary Report File: seyldb9state.lis
 2004-2005 Student End of Year
 STATE GRADUATION RATE BY SCHOOL AND
 IPST CATEGORY

	GRAD BASE ADJUSTMENTS	GRADUATION BASE	GRADUATES	GRADUATION RATE	COMPLETERS	COMPLETION RATE
Homeless		0	0	n/a	0	n/a
Gifted and Talented		0	0	n/a	0	n/a
#2	1420	Center	High	School		
Students With Disabilities		0	2	50.00%	1	50.00%
Limited English Proficient		1	7	85.70%	6	85.70%
Economically Disadvantaged		2	27	96.30%	26	96.30%
Migrant		1	5	100.00%	5	100.00%
Title1		0	0	n/a	0	n/a
Homeless		0	0	n/a	0	n/a
Gifted and Talented		0	9	100.00%	9	100.00%
DISTRICT TOTALS (All Schools)						
Students With Disabilities		0	3	66.70%	2	66.70%
Limited English Proficient		1	9	77.80%	7	77.80%
Economically Disadvantaged		2	42	76.20%	32	76.20%
Migrant		1	7	71.40%	5	71.40%
Title1		0	0	n/a	0	n/a
Homeless		0	0	n/a	0	n/a
Gifted and Talented		0	9	100.00%	9	100.00%
COUNTY	:		56 SAN	JUAN		
District:	2820	SILVERTON			1	
#2	7904	Silverton	High	School		
Students With Disabilities		0	0	n/a	0	n/a
Limited English Proficient		0	1	100.00%	1	100.00%
Economically Disadvantaged		0	1	100.00%	1	100.00%
Migrant		0	0	n/a	0	n/a
Title1		0	0	n/a	0	n/a




8/29/2006 Colorado Department of Education
 4:14 Data Summary Report File: seyldb9state.lis
 2004-2005 Student End of Year
 STATE GRADUATION RATE BY SCHOOL AND
 IPST CATEGORY

	GRAD BASE ADJUSTMENTS	GRADUATION BASE	GRADUATES	GRADUATION RATE	COMPLETERS	COMPLETION RATE
Homeless	0	0	0	n/a	0	n/a
Gifted and Talented	0	1	1	100.00%	1	100.00%
DISTRICT TOTALS (All Schools)						
Students With Disabilities	0	0	0	n/a	0	n/a
Limited English Proficient	0	1	1	100.00%	1	100.00%
Economically Disadvantaged	0	1	1	100.00%	1	100.00%
Migrant	0	0	0	n/a	0	n/a
Title1	0	0	0	n/a	0	n/a
Homeless	0	0	0	n/a	0	n/a
Gifted and Talented	0	1	1	100.00%	1	100.00%
COUNTY :		57	SAN	MIGUEL		
District:	2830	TELLURIDE	R-1			
#2	8794	Telluride	High	School		
Students With Disabilities	0	3	2	66.70%	2	66.70%
Limited English Proficient	0	0	0	n/a	0	n/a
Economically Disadvantaged	0	4	2	50.00%	2	50.00%
Migrant	0	0	0	n/a	0	n/a
Title1	0	0	0	n/a	0	n/a
Homeless	0	0	0	n/a	0	n/a
Gifted and Talented	0	2	2	100.00%	2	100.00%
DISTRICT TOTALS (All Schools)						
Students With Disabilities	0	3	2	66.70%	2	66.70%
Limited English Proficient	0	0	0	n/a	0	n/a
Economically Disadvantaged	0	4	2	50.00%	2	50.00%
Migrant	0	0	0	n/a	0	n/a
Title1	0	0	0	n/a	0	n/a




8/29/2006 Colorado Department of Education
 4:14 Data Summary Report File: seyldb9state.lis
 2004-2005 Student End of Year
 STATE GRADUATION RATE BY SCHOOL AND
 IPST CATEGORY

	GRAD BASE ADJUSTMENTS	GRADUATION BASE	GRADUATES	GRADUATION RATE	COMPLETERS	COMPLETION RATE
Homeless	0	0	0	n/a	0	n/a
Gifted and Talented	0	2	2	100.00%	2	100.00%
District:	2840	NORWOOD	R-2J			
#2	6422	Norwood	High	School		
Students With Disabilities	0	2	0	0.00%	0	0.00%
Limited English Proficient	0	0	0	n/a	0	n/a
Economically Disadvantaged	0	7	5	71.40%	5	71.40%
Migrant	0	0	0	n/a	0	n/a
Title1	0	0	0	n/a	0	n/a
Homeless	0	0	0	n/a	0	n/a
Gifted and Talented	0	0	0	n/a	0	n/a
DISTRICT TOTALS (All Schools)						
Students With Disabilities	0	2	0	0.00%	0	0.00%
Limited English Proficient	0	0	0	n/a	0	n/a
Economically Disadvantaged	0	7	5	71.40%	5	71.40%
Migrant	0	0	0	n/a	0	n/a
Title1	0	0	0	n/a	0	n/a
Homeless	0	0	0	n/a	0	n/a
Gifted and Talented	0	0	0	n/a	0	n/a
COUNTY	:		58 SEDGWICK			
District:	2862	JULESBURG	RE-1			
#2	4492	Julesburg	High	School		
Students With Disabilities	0	1	0	0.00%	0	0.00%
Limited English Proficient	0	0	0	n/a	0	n/a
Economically Disadvantaged	0	3	2	66.70%	2	66.70%
Migrant	0	0	0	n/a	0	n/a




8/29/2006 Colorado Department of Education
 4:14 Data Summary Report File: seyldb9state.lis
 2004-2005 Student End of Year
 STATE GRADUATION RATE BY SCHOOL AND
 IPST CATEGORY

	GRAD BASE ADJUSTMENTS	GRADUATION BASE	GRADUATES	GRADUATION RATE	COMPLETERS	COMPLETION RATE
Title1		0	0	n/a	0	n/a
Homeless		0	0	n/a	0	n/a
Gifted and Talented		0	0	n/a	0	n/a
DISTRICT TOTALS (All Schools)						
Students With Disabilities		0	1	0.00%	0	0.00%
Limited English Proficient		0	0	n/a	0	n/a
Economically Disadvantaged		0	3	66.70%	2	66.70%
Migrant		0	0	n/a	0	n/a
Title1		0	0	n/a	0	n/a
Homeless		0	0	n/a	0	n/a
Gifted and Talented		0	0	n/a	0	n/a
District:	2865	PLATTE	VALLEY	RE-3		
#2	7322	Revere	Junior-Senior	High School		
Students With Disabilities		0	1	0.00%	0	0.00%
Limited English Proficient		0	0	n/a	0	n/a
Economically Disadvantaged		0	7	71.40%	5	71.40%
Migrant		0	0	n/a	0	n/a
Title1		0	0	n/a	0	n/a
Homeless		0	0	n/a	0	n/a
Gifted and Talented		0	0	n/a	0	n/a
DISTRICT TOTALS (All Schools)						
Students With Disabilities		0	1	0.00%	0	0.00%
Limited English Proficient		0	0	n/a	0	n/a
Economically Disadvantaged		0	7	71.40%	5	71.40%
Migrant		0	0	n/a	0	n/a
Title1		0	0	n/a	0	n/a



8/29/2006 Colorado Department of Education
 4:14 Data Summary Report File: seyldb9state.lis
 2004-2005 Student End of Year
 STATE GRADUATION RATE BY SCHOOL AND
 IPST CATEGORY

	GRAD BASE ADJUSTMENTS	GRADUATION BASE	GRADUATES	GRADUATION RATE	COMPLETERS	COMPLETION RATE
Homeless	0	0	0	n/a	0	n/a
Gifted and Talented	0	0	0	n/a	0	n/a
COUNTY :			59 SUMMIT			
District:	3000	SUMMIT	RE-1			
#2	8378	Summit	High		School	
Students With Disabilities	1	17	15	88.20%	15	88.20%
Limited English Proficient	1	16	12	75.00%	12	75.00%
Economically Disadvantaged	3	22	18	81.80%	18	81.80%
Migrant	0	1	1	100.00%	1	100.00%
Title1	0	0	0	n/a	0	n/a
Homeless	0	0	0	n/a	0	n/a
Gifted and Talented	0	0	0	n/a	0	n/a
DISTRICT TOTALS (All Schools)						
Students With Disabilities	1	17	15	88.20%	15	88.20%
Limited English Proficient	1	16	12	75.00%	12	75.00%
Economically Disadvantaged	3	22	18	81.80%	18	81.80%
Migrant	0	1	1	100.00%	1	100.00%
Title1	0	0	0	n/a	0	n/a
Homeless	0	0	0	n/a	0	n/a
Gifted and Talented	0	0	0	n/a	0	n/a
COUNTY :			60 TELLER			
District:	3010	CRIPPLE	CREEK-VICTC		RE-1	
#2	2024	Cripple	Creek-Victor		Junior-Senior High	School
Students With Disabilities	0	3	3	100.00%	3	100.00%
Limited English Proficient	0	0	0	n/a	0	n/a
Economically Disadvantaged	0	11	10	90.90%	10	90.90%




8/29/2006 Colorado Department of Education
 4:14 Data Summary Report File: seyldb9state.lis
 2004-2005 Student End of Year
 STATE GRADUATION RATE BY SCHOOL AND
 IPST CATEGORY

	GRAD BASE ADJUSTMENTS	GRADUATION BASE	GRADUATES	GRADUATION RATE	GRADUATION COMPLETERS	COMPLETION RATE
Migrant	0	0	0	n/a	0	n/a
Title1	0	0	0	n/a	0	n/a
Homeless	0	5	4	80.00%	4	80.00%
Gifted and Talented	0	0	0	n/a	0	n/a
DISTRICT TOTALS (All Schools)						
Students With Disabilities	0	3	3	100.00%	3	100.00%
Limited English Proficient	0	0	0	n/a	0	n/a
Economically Disadvantaged	0	11	10	90.90%	10	90.90%
Migrant	0	0	0	n/a	0	n/a
Title1	0	0	0	n/a	0	n/a
Homeless	0	5	4	80.00%	4	80.00%
Gifted and Talented	0	0	0	n/a	0	n/a
District:	3020	WOODLAND	PARK	RE-2		
#2	9696	Woodland	Park	High School		
Students With Disabilities	2	24	17	70.80%	17	70.80%
Limited English Proficient	0	0	0	n/a	0	n/a
Economically Disadvantaged	0	9	9	100.00%	9	100.00%
Migrant	0	0	0	n/a	0	n/a
Title1	0	0	0	n/a	0	n/a
Homeless	0	0	0	n/a	0	n/a
Gifted and Talented	0	112	111	99.10%	111	99.10%
DISTRICT TOTALS (All Schools)						
Students With Disabilities	2	24	17	70.80%	17	70.80%
Limited English Proficient	0	0	0	n/a	0	n/a
Economically Disadvantaged	0	9	9	100.00%	9	100.00%
Migrant	0	0	0	n/a	0	n/a




8/29/2006 Colorado Department of Education
 4:14 Data Summary Report File: seyrd9state.lis
 2004-2005 Student End of Year
 STATE GRADUATION RATE BY SCHOOL AND
 IPST CATEGORY

	GRAD BASE ADJUSTMENTS	GRADUATION BASE	GRADUATES	GRADUATION RATE	COMPLETERS	COMPLETION RATE
Title1	0	0	0	n/a	0	n/a
Homeless	0	0	0	n/a	0	n/a
Gifted and Talented	0	112	111	99.10%	111	99.10%
COUNTY	:	61 WASHINGTON				
District:	3030	AKRON	R-1			
#2	0090	Akron	High	School		
Students With Disabilities	0	3	3	100.00%	3	100.00%
Limited English Proficient	0	0	0	n/a	0	n/a
Economically Disadvantaged	0	11	9	81.80%	9	81.80%
Migrant	0	0	0	n/a	0	n/a
Title1	0	0	0	n/a	0	n/a
Homeless	0	0	0	n/a	0	n/a
Gifted and Talented	0	5	5	100.00%	5	100.00%
DISTRICT TOTALS (All Schools)						
Students With Disabilities	0	3	3	100.00%	3	100.00%
Limited English Proficient	0	0	0	n/a	0	n/a
Economically Disadvantaged	0	11	9	81.80%	9	81.80%
Migrant	0	0	0	n/a	0	n/a
Title1	0	0	0	n/a	0	n/a
Homeless	0	0	0	n/a	0	n/a
Gifted and Talented	0	5	5	100.00%	5	100.00%
District:	3040	ARICKAREE	R-2			
#2	0308	Arickaree	Undivided	High School		
Students With Disabilities	0	2	2	100.00%	2	100.00%
Limited English Proficient	0	0	0	n/a	0	n/a
Economically Disadvantaged	0	2	2	100.00%	2	100.00%




8/29/2006 Colorado Department of Education
 4:14 Data Summary Report File: seyldb9state.lis
 2004-2005 Student End of Year
 STATE GRADUATION RATE BY SCHOOL AND
 IPST CATEGORY

	GRAD BASE ADJUSTMENTS	GRADUATION BASE	GRADUATES	GRADUATION RATE	GRADUATION COMPLETERS	COMPLETION RATE	
Migrant		0	0	0	n/a	0	n/a
Title1		0	0	0	n/a	0	n/a
Homeless		0	0	0	n/a	0	n/a
Gifted and Talented		0	0	0	n/a	0	n/a
DISTRICT TOTALS (All Schools)							
Students With Disabilities		0	2	2	100.00%	2	100.00%
Limited English Proficient		0	0	0	n/a	0	n/a
Economically Disadvantaged		0	2	2	100.00%	2	100.00%
Migrant		0	0	0	n/a	0	n/a
Title1		0	0	0	n/a	0	n/a
Homeless		0	0	0	n/a	0	n/a
Gifted and Talented		0	0	0	n/a	0	n/a
District:	3050	OTIS	R-3				
#2	6586	Otis	Junior-Senior		High School		
Students With Disabilities		1	0	0	n/a	0	n/a
Limited English Proficient		0	0	0	n/a	0	n/a
Economically Disadvantaged		1	2	2	100.00%	2	100.00%
Migrant		0	0	0	n/a	0	n/a
Title1		0	0	0	n/a	0	n/a
Homeless		0	0	0	n/a	0	n/a
Gifted and Talented		0	5	5	100.00%	5	100.00%
DISTRICT TOTALS (All Schools)							
Students With Disabilities		1	0	0	n/a	0	n/a
Limited English Proficient		0	0	0	n/a	0	n/a
Economically Disadvantaged		1	2	2	100.00%	2	100.00%
Migrant		0	0	0	n/a	0	n/a




8/29/2006 Colorado Department of Education
 4:14 Data Summary Report File: seyldb9state.lis
 2004-2005 Student End of Year
 STATE GRADUATION RATE BY SCHOOL AND
 IPST CATEGORY

	GRAD BASE ADJUSTMENTS	GRADUATION BASE	GRADUATES	GRADUATION RATE	COMPLETERS	COMPLETION RATE
Title1		0	0	n/a	0	n/a
Homeless		0	0	n/a	0	n/a
Gifted and Talented		0	5	100.00%	5	100.00%
District:	3060	LONE	STAR	101		
#2	5258	Lone	Star	Undivided High		School
Students With Disabilities		0	2	100.00%	2	100.00%
Limited English Proficient		0	0	n/a	0	n/a
Economically Disadvantaged		0	4	100.00%	4	100.00%
Migrant		0	0	n/a	0	n/a
Title1		0	0	n/a	0	n/a
Homeless		0	0	n/a	0	n/a
Gifted and Talented		0	5	100.00%	5	100.00%
DISTRICT TOTALS (All Schools)						
Students With Disabilities		0	2	100.00%	2	100.00%
Limited English Proficient		0	0	n/a	0	n/a
Economically Disadvantaged		0	4	100.00%	4	100.00%
Migrant		0	0	n/a	0	n/a
Title1		0	0	n/a	0	n/a
Homeless		0	0	n/a	0	n/a
Gifted and Talented		0	5	100.00%	5	100.00%
District:	3070	WOODLIN	R-104			
#2	9704	Woodlin	Undivided	High School		
Students With Disabilities		0	0	n/a	0	n/a
Limited English Proficient		0	0	n/a	0	n/a
Economically Disadvantaged		0	5	100.00%	5	100.00%
Migrant		0	1	100.00%	1	100.00%




8/29/2006 Colorado Department of Education
 4:14 Data Summary Report File: seyldb9state.lis
 2004-2005 Student End of Year
 STATE GRADUATION RATE BY SCHOOL AND
 IPST CATEGORY

	GRAD BASE ADJUSTMENTS	GRADUATION BASE	GRADUATES	GRADUATION RATE	GRADUATION COMPLETERS	COMPLETION RATE	
Title1		0	12	12	100.00%	12	100.00%
Homeless		0	0	0	n/a	0	n/a
Gifted and Talented		0	0	0	n/a	0	n/a
DISTRICT TOTALS (All Schools)							
Students With Disabilities		0	0	0	n/a	0	n/a
Limited English Proficient		0	0	0	n/a	0	n/a
Economically Disadvantaged		0	5	5	100.00%	5	100.00%
Migrant		0	1	1	100.00%	1	100.00%
Title1		0	12	12	100.00%	12	100.00%
Homeless		0	0	0	n/a	0	n/a
Gifted and Talented		0	0	0	n/a	0	n/a
COUNTY	:		62	WELD			
District:	3080	WELD	COUNTY	RE-1			
#2	9032	Valley	High	School			
Students With Disabilities		0	19	17	89.50%	17	89.50%
Limited English Proficient		3	13	12	92.30%	12	92.30%
Economically Disadvantaged		3	46	43	93.50%	44	95.70%
Migrant		1	9	8	88.90%	8	88.90%
Title1		0	0	0	n/a	0	n/a
Homeless		0	0	0	n/a	0	n/a
Gifted and Talented		0	0	0	n/a	0	n/a
DISTRICT TOTALS (All Schools)							
Students With Disabilities		0	19	17	89.50%	17	89.50%
Limited English Proficient		3	13	12	92.30%	12	92.30%
Economically Disadvantaged		3	46	43	93.50%	44	95.70%
Migrant		1	9	8	88.90%	8	88.90%




8/29/2006 Colorado Department of Education
 4:14 Data Summary Report File: seyldb9state.lis
 2004-2005 Student End of Year
 STATE GRADUATION RATE BY SCHOOL AND
 IPST CATEGORY

	GRAD BASE ADJUSTMENTS	GRADUATION BASE	GRADUATES	GRADUATION RATE	COMPLETERS	COMPLETION RATE	
Title1		0	0	0	n/a	0	n/a
Homeless		0	0	0	n/a	0	n/a
Gifted and Talented		0	0	0	n/a	0	n/a
District:	3085	EATON	RE-2				
#2	2456	Eaton	High		School		
Students With Disabilities		1	3	3	100.00%	3	100.00%
Limited English Proficient		0	5	4	80.00%	5	100.00%
Economically Disadvantaged		0	17	14	82.40%	15	88.20%
Migrant		0	2	2	100.00%	2	100.00%
Title1		0	0	0	n/a	0	n/a
Homeless		0	0	0	n/a	0	n/a
Gifted and Talented		0	0	0	n/a	0	n/a
DISTRICT TOTALS (All Schools)							
Students With Disabilities		1	3	3	100.00%	3	100.00%
Limited English Proficient		0	5	4	80.00%	5	100.00%
Economically Disadvantaged		0	17	14	82.40%	15	88.20%
Migrant		0	2	2	100.00%	2	100.00%
Title1		0	0	0	n/a	0	n/a
Homeless		0	0	0	n/a	0	n/a
Gifted and Talented		0	0	0	n/a	0	n/a
District:	3090	KEENESBURG	RE-3(J)				
#2	1446	Weld	Central		Senior High		School
Students With Disabilities		0	7	6	85.70%	6	85.70%
Limited English Proficient		0	6	5	83.30%	5	83.30%
Economically Disadvantaged		0	24	21	87.50%	21	87.50%
Migrant		0	3	3	100.00%	3	100.00%




8/29/2006 Colorado Department of Education
 4:14 Data Summary Report File: seyldb9state.lis
 2004-2005 Student End of Year
 STATE GRADUATION RATE BY SCHOOL AND
 IPST CATEGORY

	GRAD BASE ADJUSTMENTS	GRADUATION BASE	GRADUATES	GRADUATION RATE	GRADUATION COMPLETERS	COMPLETION RATE
Title1		0	0	n/a	0	n/a
Homeless		0	0	n/a	0	n/a
Gifted and Talented		0	7	100.00%	7	100.00%
DISTRICT TOTALS (All Schools)						
Students With Disabilities		0	7	85.70%	6	85.70%
Limited English Proficient		0	6	83.30%	5	83.30%
Economically Disadvantaged		0	24	87.50%	21	87.50%
Migrant		0	3	100.00%	3	100.00%
Title1		0	0	n/a	0	n/a
Homeless		0	0	n/a	0	n/a
Gifted and Talented		0	7	100.00%	7	100.00%
District:	3100	WINDSOR RE-4				
#2	9672	Windsor High		School		
Students With Disabilities		0	16	68.80%	12	75.00%
Limited English Proficient		0	2	100.00%	2	100.00%
Economically Disadvantaged		0	11	45.50%	10	90.90%
Migrant		0	0	n/a	0	n/a
Title1		0	0	n/a	0	n/a
Homeless		0	0	n/a	0	n/a
Gifted and Talented		0	0	n/a	0	n/a
DISTRICT TOTALS (All Schools)						
Students With Disabilities		0	16	68.80%	12	75.00%
Limited English Proficient		0	2	100.00%	2	100.00%
Economically Disadvantaged		0	11	45.50%	10	90.90%
Migrant		0	0	n/a	0	n/a
Title1		0	0	n/a	0	n/a




8/29/2006 Colorado Department of Education
 4:14 Data Summary Report File: seyldb9state.lis
 2004-2005 Student End of Year
 STATE GRADUATION RATE BY SCHOOL AND
 IPST CATEGORY

	GRAD BASE ADJUSTMENTS	GRADUATION BASE	GRADUATES	GRADUATION RATE	COMPLETERS	COMPLETION RATE	
Homeless		0	0	0	n/a	0	n/a
Gifted and Talented		0	0	0	n/a	0	n/a
District:	3110	JOHNSTOWN-M RE-5J					
#2	7490	Roosevelt	High		School		
Students With Disabilities		1	11	9	81.80%	9	81.80%
Limited English Proficient		1	25	24	96.00%	24	96.00%
Economically Disadvantaged		0	32	31	96.90%	31	96.90%
Migrant		0	1	1	100.00%	1	100.00%
Title1		0	0	0	n/a	0	n/a
Homeless		0	1	1	100.00%	1	100.00%
Gifted and Talented		0	0	0	n/a	0	n/a
DISTRICT TOTALS (All Schools)							
Students With Disabilities		1	11	9	81.80%	9	81.80%
Limited English Proficient		1	25	24	96.00%	24	96.00%
Economically Disadvantaged		0	32	31	96.90%	31	96.90%
Migrant		0	1	1	100.00%	1	100.00%
Title1		0	0	0	n/a	0	n/a
Homeless		0	1	1	100.00%	1	100.00%
Gifted and Talented		0	0	0	n/a	0	n/a
District:	3120	GREELEY					
#2#5*	1485	Collaborative	Education		Program-Youth Passages		
Students With Disabilities		0	0	0	n/a	0	n/a
Limited English Proficient		0	0	0	n/a	0	n/a
Economically Disadvantaged		0	0	0	n/a	0	n/a
Migrant		0	0	0	n/a	0	n/a
Title1		0	0	0	n/a	0	n/a




8/29/2006 Colorado Department of Education
 4:14 Data Summary Report File: seyldb9state.lis
 2004-2005 Student End of Year
 STATE GRADUATION RATE BY SCHOOL AND
 IPST CATEGORY

	GRAD BASE ADJUSTMENTS	GRADUATION BASE	GRADUATES	GRADUATION RATE	COMPLETERS	COMPLETION RATE	
Homeless		0	0	0	n/a	0	n/a
Gifted and Talented		0	0	0	n/a	0	n/a
#2#4	1780	Colorado	High		School Of		Greeley
Students With Disabilities		0	5	2	40.00%	2	40.00%
Limited English Proficient		0	0	0	n/a	0	n/a
Economically Disadvantaged		0	6	3	50.00%	3	50.00%
Migrant		0	0	0	n/a	0	n/a
Title1		0	0	0	n/a	0	n/a
Homeless		0	0	0	n/a	0	n/a
Gifted and Talented		0	0	0	n/a	0	n/a
#2	1875	Frontier	Charter		Academy		
Students With Disabilities		0	7	6	85.70%	6	85.70%
Limited English Proficient		0	0	0	n/a	0	n/a
Economically Disadvantaged		1	0	0	n/a	0	n/a
Migrant		0	0	0	n/a	0	n/a
Title1		0	0	0	n/a	0	n/a
Homeless		0	0	0	n/a	0	n/a
Gifted and Talented		0	3	3	100.00%	3	100.00%
#2	2850	University	Schools				
Students With Disabilities		0	6	6	100.00%	6	100.00%
Limited English Proficient		0	0	0	n/a	0	n/a
Economically Disadvantaged		0	5	5	100.00%	5	100.00%
Migrant		0	0	0	n/a	0	n/a
Title1		0	0	0	n/a	0	n/a
Homeless		0	0	0	n/a	0	n/a
Gifted and Talented		0	0	0	n/a	0	n/a




8/29/2006 Colorado Department of Education
 4:14 Data Summary Report File: seyldb9state.lis
 2004-2005 Student End of Year
 STATE GRADUATION RATE BY SCHOOL AND
 IPST CATEGORY

	GRAD BASE ADJUSTMENTS	GRADUATION BASE	GRADUATES	GRADUATION RATE	COMPLETERS	COMPLETION RATE	
#2	3610	Greeley	Central	High School			
Students With Disabilities		2	42	31	73.80%	36	85.70%
Limited English Proficient		0	31	19	61.30%	19	61.30%
Economically Disadvantaged		6	95	71	74.70%	73	76.80%
Migrant		0	20	16	80.00%	16	80.00%
Title1		0	0	0	n/a	0	n/a
Homeless		0	0	0	n/a	0	n/a
Gifted and Talented		0	41	39	95.10%	39	95.10%
#2	3614	Greeley	West	High School			
Students With Disabilities		0	42	26	61.90%	26	61.90%
Limited English Proficient		0	13	11	84.60%	11	84.60%
Economically Disadvantaged		2	76	59	77.60%	59	77.60%
Migrant		0	4	4	100.00%	4	100.00%
Title1		0	0	0	n/a	0	n/a
Homeless		0	0	0	n/a	0	n/a
Gifted and Talented		0	46	46	100.00%	46	100.00%
#2	6364	Northridge	High	School			
Students With Disabilities		0	25	17	68.00%	17	68.00%
Limited English Proficient		0	36	26	72.20%	26	72.20%
Economically Disadvantaged		3	88	67	76.10%	67	76.10%
Migrant		0	12	11	91.70%	11	91.70%
Title1		0	0	0	n/a	0	n/a
Homeless		0	1	0	0.00%	0	0.00%
Gifted and Talented		0	26	23	88.50%	23	88.50%
#2	8150	Deaf Or Hard Of Hearing Program					
Students With Disabilities		0	2	1	50.00%	1	50.00%




8/29/2006 Colorado Department of Education
 4:14 Data Summary Report File: seyldb9state.lis
 2004-2005 Student End of Year
 STATE GRADUATION RATE BY SCHOOL AND
 IPST CATEGORY

	GRAD BASE ADJUSTMENTS	GRADUATION BASE	GRADUATES	GRADUATION RATE	COMPLETERS	COMPLETION RATE
Limited English Proficient	0	0	0	n/a	0	n/a
Economically Disadvantaged	0	2	1	50.00%	1	50.00%
Migrant	0	0	0	n/a	0	n/a
Title1	0	0	0	n/a	0	n/a
Homeless	0	0	0	n/a	0	n/a
Gifted and Talented	0	0	0	n/a	0	n/a
#2#4	8890	Trademark	Learning	Center		
Students With Disabilities	0	0	0	n/a	0	n/a
Limited English Proficient	0	0	0	n/a	0	n/a
Economically Disadvantaged	0	2	0	0.00%	0	0.00%
Migrant	0	0	0	n/a	0	n/a
Title1	0	0	0	n/a	0	n/a
Homeless	0	0	0	n/a	0	n/a
Gifted and Talented	0	1	0	0.00%	0	0.00%
#2#4#5*	8891	Trademark	Night	School		
Students With Disabilities	0	0	0	n/a	0	n/a
Limited English Proficient	0	0	0	n/a	0	n/a
Economically Disadvantaged	0	0	0	n/a	0	n/a
Migrant	0	0	0	n/a	0	n/a
Title1	0	0	0	n/a	0	n/a
Homeless	0	0	0	n/a	0	n/a
Gifted and Talented	0	0	0	n/a	0	n/a
#2	8965	Union	Colony	Preparatory School		
Students With Disabilities	0	1	1	100.00%	1	100.00%
Limited English Proficient	0	0	0	n/a	0	n/a
Economically Disadvantaged	0	0	0	n/a	0	n/a




8/29/2006 Colorado Department of Education
 4:14 Data Summary Report File: seyrd9state.lis
 2004-2005 Student End of Year
 STATE GRADUATION RATE BY SCHOOL AND
 IPST CATEGORY

	GRAD BASE ADJUSTMENTS	GRADUATION BASE	GRADUATES	GRADUATION RATE	GRADUATION COMPLETERS	COMPLETION RATE
Migrant		0	0	n/a	0	n/a
Title1		0	0	n/a	0	n/a
Homeless		0	0	n/a	0	n/a
Gifted and Talented		0	3	100.00%	3	100.00%
DISTRICT TOTALS (All Schools)						
Students With Disabilities		2	130	69.20%	95	73.10%
Limited English Proficient		0	80	70.00%	56	70.00%
Economically Disadvantaged		12	274	75.20%	208	75.90%
Migrant		0	36	86.10%	31	86.10%
Title1		0	0	n/a	0	n/a
Homeless		0	1	0.00%	0	0.00%
Gifted and Talented		0	120	95.00%	114	95.00%
District:	3130	PLATTE	VALLEY	RE-7		
#2	4670	Platte	Valley	High School		
Students With Disabilities		0	7	71.40%	5	71.40%
Limited English Proficient		0	2	100.00%	2	100.00%
Economically Disadvantaged		0	29	93.10%	27	93.10%
Migrant		0	0	n/a	0	n/a
Title1		0	0	n/a	0	n/a
Homeless		0	0	n/a	0	n/a
Gifted and Talented		0	0	n/a	0	n/a
DISTRICT TOTALS (All Schools)						
Students With Disabilities		0	7	71.40%	5	71.40%
Limited English Proficient		0	2	100.00%	2	100.00%
Economically Disadvantaged		0	29	93.10%	27	93.10%
Migrant		0	0	n/a	0	n/a




8/29/2006 Colorado Department of Education
 4:14 Data Summary Report File: seyldb9state.lis
 2004-2005 Student End of Year
 STATE GRADUATION RATE BY SCHOOL AND
 IPST CATEGORY

	GRAD BASE ADJUSTMENTS	GRADUATION BASE	GRADUATES	GRADUATION RATE	COMPLETERS	COMPLETION RATE
Title1		0	0	n/a	0	n/a
Homeless		0	0	n/a	0	n/a
Gifted and Talented		0	0	n/a	0	n/a
District:	3140	WELD	COUNTY	S/D RE-8		
#2	3070	Fort	Lupton	High School		
Students With Disabilities		0	12	83.30%	10	83.30%
Limited English Proficient		0	28	75.00%	21	75.00%
Economically Disadvantaged		2	55	69.10%	43	78.20%
Migrant		0	16	68.80%	11	68.80%
Title1		0	0	n/a	0	n/a
Homeless		0	0	n/a	0	n/a
Gifted and Talented		0	51	98.00%	50	98.00%
DISTRICT TOTALS (All Schools)						
Students With Disabilities		0	12	83.30%	10	83.30%
Limited English Proficient		0	28	75.00%	21	75.00%
Economically Disadvantaged		2	55	69.10%	43	78.20%
Migrant		0	16	68.80%	11	68.80%
Title1		0	0	n/a	0	n/a
Homeless		0	0	n/a	0	n/a
Gifted and Talented		0	51	98.00%	50	98.00%
District:	3145	AULT-HIGHLAN	RE-9			
#2	3962	Highland	High	School		
Students With Disabilities		0	6	83.30%	5	83.30%
Limited English Proficient		0	5	20.00%	1	20.00%
Economically Disadvantaged		0	25	80.00%	20	80.00%
Migrant		0	3	33.30%	1	33.30%




8/29/2006 Colorado Department of Education
 4:14 Data Summary Report File: seyldb9state.lis
 2004-2005 Student End of Year
 STATE GRADUATION RATE BY SCHOOL AND
 IPST CATEGORY

	GRAD BASE ADJUSTMENTS	GRADUATION BASE	GRADUATES	GRADUATION RATE	GRADUATION COMPLETERS	COMPLETION RATE	
Title1		0	0	0	n/a	0	n/a
Homeless		0	0	0	n/a	0	n/a
Gifted and Talented		0	0	0	n/a	0	n/a
DISTRICT TOTALS (All Schools)							
Students With Disabilities		0	6	5	83.30%	5	83.30%
Limited English Proficient		0	5	1	20.00%	1	20.00%
Economically Disadvantaged		0	25	20	80.00%	20	80.00%
Migrant		0	3	1	33.30%	1	33.30%
Title1		0	0	0	n/a	0	n/a
Homeless		0	0	0	n/a	0	n/a
Gifted and Talented		0	0	0	n/a	0	n/a
District:	3146	BRIGGSDALE RE-10					
#2	1012	Briggsdale	Undivided	High School			
Students With Disabilities		0	0	0	n/a	0	n/a
Limited English Proficient		0	0	0	n/a	0	n/a
Economically Disadvantaged		0	1	1	100.00%	1	100.00%
Migrant		0	0	0	n/a	0	n/a
Title1		0	0	0	n/a	0	n/a
Homeless		0	0	0	n/a	0	n/a
Gifted and Talented		0	0	0	n/a	0	n/a
DISTRICT TOTALS (All Schools)							
Students With Disabilities		0	0	0	n/a	0	n/a
Limited English Proficient		0	0	0	n/a	0	n/a
Economically Disadvantaged		0	1	1	100.00%	1	100.00%
Migrant		0	0	0	n/a	0	n/a
Title1		0	0	0	n/a	0	n/a




8/29/2006 Colorado Department of Education
 4:14 Data Summary Report File: seyldb9state.lis
 2004-2005 Student End of Year
 STATE GRADUATION RATE BY SCHOOL AND
 IPST CATEGORY

	GRAD BASE ADJUSTMENTS	GRADUATION BASE	GRADUATES	GRADUATION RATE	COMPLETERS	COMPLETION RATE	
Homeless		0	0	0	n/a	0	n/a
Gifted and Talented		0	0	0	n/a	0	n/a
District:	3147	PRAIRIE	RE-11				
#2	7156	Prairie	Junior-Senior	High School			
Students With Disabilities		0	2	1	50.00%	2	100.00%
Limited English Proficient		0	0	0	n/a	0	n/a
Economically Disadvantaged		0	6	6	100.00%	6	100.00%
Migrant		0	0	0	n/a	0	n/a
Title1		0	0	0	n/a	0	n/a
Homeless		0	0	0	n/a	0	n/a
Gifted and Talented		0	3	3	100.00%	3	100.00%
DISTRICT TOTALS (All Schools)							
Students With Disabilities		0	2	1	50.00%	2	100.00%
Limited English Proficient		0	0	0	n/a	0	n/a
Economically Disadvantaged		0	6	6	100.00%	6	100.00%
Migrant		0	0	0	n/a	0	n/a
Title1		0	0	0	n/a	0	n/a
Homeless		0	0	0	n/a	0	n/a
Gifted and Talented		0	3	3	100.00%	3	100.00%
District:	3148	PAWNEE	RE-12				
#2	6812	Pawnee	Junior-Senior	High School			
Students With Disabilities		0	1	1	100.00%	1	100.00%
Limited English Proficient		0	0	0	n/a	0	n/a
Economically Disadvantaged		0	3	3	100.00%	3	100.00%
Migrant		0	0	0	n/a	0	n/a
Title1		0	9	9	100.00%	9	100.00%




8/29/2006 Colorado Department of Education
 4:14 Data Summary Report File: seyldb9state.lis
 2004-2005 Student End of Year
 STATE GRADUATION RATE BY SCHOOL AND
 IPST CATEGORY

	GRAD BASE ADJUSTMENTS	GRADUATION BASE	GRADUATES	GRADUATION RATE	COMPLETERS	COMPLETION RATE
Homeless		0	0	n/a	0	n/a
Gifted and Talented		0	0	n/a	0	n/a
DISTRICT TOTALS (All Schools)						
Students With Disabilities		0	1	100.00%	1	100.00%
Limited English Proficient		0	0	n/a	0	n/a
Economically Disadvantaged		0	3	100.00%	3	100.00%
Migrant		0	0	n/a	0	n/a
Title1		0	9	100.00%	9	100.00%
Homeless		0	0	n/a	0	n/a
Gifted and Talented		0	0	n/a	0	n/a
COUNTY :			63 YUMA			
District:	3200	YUMA			1	
#2	9799	Yuma	High	School		
Students With Disabilities		1	7	85.70%	6	85.70%
Limited English Proficient		1	8	87.50%	7	87.50%
Economically Disadvantaged		1	16	81.30%	13	81.30%
Migrant		0	2	100.00%	2	100.00%
Title1		0	0	n/a	0	n/a
Homeless		0	1	100.00%	1	100.00%
Gifted and Talented		0	0	n/a	0	n/a
DISTRICT TOTALS (All Schools)						
Students With Disabilities		1	7	85.70%	6	85.70%
Limited English Proficient		1	8	87.50%	7	87.50%
Economically Disadvantaged		1	16	81.30%	13	81.30%
Migrant		0	2	100.00%	2	100.00%
Title1		0	0	n/a	0	n/a




8/29/2006 Colorado Department of Education
 4:14 Data Summary Report File: seyldb9state.lis
 2004-2005 Student End of Year
 STATE GRADUATION RATE BY SCHOOL AND
 IPST CATEGORY

	GRAD BASE ADJUSTMENTS	GRADUATION BASE	GRADUATES	GRADUATION RATE	COMPLETERS	COMPLETION RATE
Homeless		0	1	1	100.00%	100.00%
Gifted and Talented		0	0	0	n/a	n/a
District:	3210	WRAY	RD-2			
#2	9733	Wray	High	School		
Students With Disabilities		0	5	5	100.00%	100.00%
Limited English Proficient		0	2	0	0.00%	0.00%
Economically Disadvantaged		0	18	18	100.00%	100.00%
Migrant		0	0	0	n/a	n/a
Title1		0	0	0	n/a	n/a
Homeless		0	0	0	n/a	n/a
Gifted and Talented		0	0	0	n/a	n/a
DISTRICT TOTALS (All Schools)						
Students With Disabilities		0	5	5	100.00%	100.00%
Limited English Proficient		0	2	0	0.00%	0.00%
Economically Disadvantaged		0	18	18	100.00%	100.00%
Migrant		0	0	0	n/a	n/a
Title1		0	0	0	n/a	n/a
Homeless		0	0	0	n/a	n/a
Gifted and Talented		0	0	0	n/a	n/a
District:	3220	IDALIA	RJ-3			
#2	4231	Idalia	Junior-Senior	High School		
Students With Disabilities		0	0	0	n/a	n/a
Limited English Proficient		0	0	0	n/a	n/a
Economically Disadvantaged		0	1	1	100.00%	100.00%
Migrant		0	0	0	n/a	n/a
Title1		0	0	0	n/a	n/a




8/29/2006 Colorado Department of Education
 4:14 Data Summary Report File: seyldb9state.lis
 2004-2005 Student End of Year
 STATE GRADUATION RATE BY SCHOOL AND
 IPST CATEGORY

	GRAD BASE ADJUSTMENTS	GRADUATION BASE	GRADUATES	GRADUATION RATE	COMPLETERS	COMPLETION RATE
Homeless		0	0	n/a	0	n/a
Gifted and Talented		0	2	100.00%	2	100.00%
DISTRICT TOTALS (All Schools)						
Students With Disabilities		0	0	n/a	0	n/a
Limited English Proficient		0	0	n/a	0	n/a
Economically Disadvantaged		0	1	100.00%	1	100.00%
Migrant		0	0	n/a	0	n/a
Title1		0	0	n/a	0	n/a
Homeless		0	0	n/a	0	n/a
Gifted and Talented		0	2	100.00%	2	100.00%
District:	3230	LIBERTY J-4				
#2	5123	Liberty	Junior-Senior		High School	
Students With Disabilities		0	2	100.00%	2	100.00%
Limited English Proficient		0	0	n/a	0	n/a
Economically Disadvantaged		0	3	100.00%	3	100.00%
Migrant		0	0	n/a	0	n/a
Title1		0	0	n/a	0	n/a
Homeless		0	0	n/a	0	n/a
Gifted and Talented		0	4	100.00%	4	100.00%
DISTRICT TOTALS (All Schools)						
Students With Disabilities		0	2	100.00%	2	100.00%
Limited English Proficient		0	0	n/a	0	n/a
Economically Disadvantaged		0	3	100.00%	3	100.00%
Migrant		0	0	n/a	0	n/a
Title1		0	0	n/a	0	n/a
Homeless		0	0	n/a	0	n/a




8/29/2006 Colorado Department of Education
 4:14 Data Summary Report File: seyldb9state.lis
 2004-2005 Student End of Year
 STATE GRADUATION RATE BY SCHOOL AND
 IPST CATEGORY

	GRAD BASE ADJUSTMENTS	GRADUATION BASE	GRADUATES	GRADUATION RATE	COMPLETERS	COMPLETION RATE	
Gifted and Talented		0	4	4	100.00%	4	100.00%
COUNTY :			90	COLORADO	BOCS		
District:	9025	EAST	CENTRAL	BOCES			
DISTRICT TOTALS (All Schools)							
Students With Disabilities		0	0	0	n/a	0	n/a
Limited English Proficient		0	0	0	n/a	0	n/a
Economically Disadvantaged		0	0	0	n/a	0	n/a
Migrant		0	0	0	n/a	0	n/a
Title1		0	0	0	n/a	0	n/a
Homeless		0	0	0	n/a	0	n/a
Gifted and Talented		0	0	0	n/a	0	n/a
District:	9030	MOUNTAIN	BOCES				
#2	1128	Arrowhead	Learning	Center			
Students With Disabilities		0	0	0	n/a	0	n/a
Limited English Proficient		0	0	0	n/a	0	n/a
Economically Disadvantaged		0	0	0	n/a	0	n/a
Migrant		0	0	0	n/a	0	n/a
Title1		0	0	0	n/a	0	n/a
Homeless		0	0	0	n/a	0	n/a
Gifted and Talented		0	0	0	n/a	0	n/a
#2#4	6134	Yampah	Mountain	School			
Students With Disabilities		0	2	2	100.00%	2	100.00%
Limited English Proficient		0	2	1	50.00%	1	50.00%
Economically Disadvantaged		0	11	9	81.80%	9	81.80%
Migrant		0	0	0	n/a	0	n/a
Title1		0	0	0	n/a	0	n/a




8/29/2006 Colorado Department of Education
 4:14 Data Summary Report File: seyldb9state.lis
 2004-2005 Student End of Year
 STATE GRADUATION RATE BY SCHOOL AND
 IPST CATEGORY

	GRAD BASE ADJUSTMENTS	GRADUATION BASE	GRADUATES	GRADUATION RATE	COMPLETERS	COMPLETION RATE	
Homeless		0	0	0	n/a	0	n/a
Gifted and Talented		0	0	0	n/a	0	n/a
#2	6136	Mountain	Boces		Day Treatment	Center	
Students With Disabilities		0	2	1	50.00%	1	50.00%
Limited English Proficient		0	0	0	n/a	0	n/a
Economically Disadvantaged		0	0	0	n/a	0	n/a
Migrant		0	0	0	n/a	0	n/a
Title1		0	0	0	n/a	0	n/a
Homeless		0	0	0	n/a	0	n/a
Gifted and Talented		0	0	0	n/a	0	n/a
DISTRICT TOTALS (All Schools)							
Students With Disabilities		0	4	3	75.00%	3	75.00%
Limited English Proficient		0	2	1	50.00%	1	50.00%
Economically Disadvantaged		0	11	9	81.80%	9	81.80%
Migrant		0	0	0	n/a	0	n/a
Title1		0	0	0	n/a	0	n/a
Homeless		0	0	0	n/a	0	n/a
Gifted and Talented		0	0	0	n/a	0	n/a
District:	9035	CENTENNIAL	BOCES				
#2#4	9351	Weld	Opportunity		High School		
Students With Disabilities		0	3	2	66.70%	2	66.70%
Limited English Proficient		0	0	0	n/a	0	n/a
Economically Disadvantaged		0	5	2	40.00%	2	40.00%
Migrant		0	0	0	n/a	0	n/a
Title1		0	0	0	n/a	0	n/a
Homeless		0	5	2	40.00%	2	40.00%




8/29/2006 Colorado Department of Education
 4:14 Data Summary Report File: seyrd9state.lis
 2004-2005 Student End of Year
 STATE GRADUATION RATE BY SCHOOL AND
 IPST CATEGORY

	GRAD BASE ADJUSTMENTS	GRADUATION BASE	GRADUATES	GRADUATION RATE	COMPLETERS	COMPLETION RATE
Gifted and Talented	0	0	0	n/a	0	n/a
DISTRICT TOTALS (All Schools)						
Students With Disabilities	0	3	2	66.70%	2	66.70%
Limited English Proficient	0	0	0	n/a	0	n/a
Economically Disadvantaged	0	5	2	40.00%	2	40.00%
Migrant	0	0	0	n/a	0	n/a
Title1	0	0	0	n/a	0	n/a
Homeless	0	5	2	40.00%	2	40.00%
Gifted and Talented	0	0	0	n/a	0	n/a
District:	9040	NORTHEAST BOCES				
DISTRICT TOTALS (All Schools)						
Students With Disabilities	0	0	0	n/a	0	n/a
Limited English Proficient	0	0	0	n/a	0	n/a
Economically Disadvantaged	0	0	0	n/a	0	n/a
Migrant	0	0	0	n/a	0	n/a
Title1	0	0	0	n/a	0	n/a
Homeless	0	0	0	n/a	0	n/a
Gifted and Talented	0	0	0	n/a	0	n/a
District:	9045	PIKES	PEAK	BOCES		
DISTRICT TOTALS (All Schools)						
Students With Disabilities	0	0	0	n/a	0	n/a
Limited English Proficient	0	0	0	n/a	0	n/a
Economically Disadvantaged	0	0	0	n/a	0	n/a
Migrant	0	0	0	n/a	0	n/a
Title1	0	0	0	n/a	0	n/a
Homeless	0	0	0	n/a	0	n/a




8/29/2006 Colorado Department of Education
 4:14 Data Summary Report File: seyldb9state.lis
 2004-2005 Student End of Year
 STATE GRADUATION RATE BY SCHOOL AND
 IPST CATEGORY

	GRAD BASE ADJUSTMENTS	GRADUATION BASE	GRADUATES	GRADUATION RATE	COMPLETERS	COMPLETION RATE	
Gifted and Talented		0	0	0	n/a	0	n/a
District:	9050	SAN	JUAN		BOCS		
DISTRICT TOTALS (All Schools)							
Students With Disabilities		0	0	0	n/a	0	n/a
Limited English Proficient		0	0	0	n/a	0	n/a
Economically Disadvantaged		0	0	0	n/a	0	n/a
Migrant		0	0	0	n/a	0	n/a
Title1		0	0	0	n/a	0	n/a
Homeless		0	0	0	n/a	0	n/a
Gifted and Talented		0	0	0	n/a	0	n/a
District:	9055	SAN	LUIS		VALLEY BOCES		
DISTRICT TOTALS (All Schools)							
Students With Disabilities		0	0	0	n/a	0	n/a
Limited English Proficient		0	0	0	n/a	0	n/a
Economically Disadvantaged		0	0	0	n/a	0	n/a
Migrant		0	0	0	n/a	0	n/a
Title1		0	0	0	n/a	0	n/a
Homeless		0	0	0	n/a	0	n/a
Gifted and Talented		0	0	0	n/a	0	n/a
District:	9060	SOUTH	CENTRAL		BOCES		
DISTRICT TOTALS (All Schools)							
Students With Disabilities		0	0	0	n/a	0	n/a
Limited English Proficient		0	0	0	n/a	0	n/a
Economically Disadvantaged		0	0	0	n/a	0	n/a
Migrant		0	0	0	n/a	0	n/a
Title1		0	0	0	n/a	0	n/a




8/29/2006 Colorado Department of Education
 4:14 Data Summary Report File: seyldb9state.lis
 2004-2005 Student End of Year
 STATE GRADUATION RATE BY SCHOOL AND
 IPST CATEGORY

	GRAD BASE ADJUSTMENTS	GRADUATION BASE	GRADUATES	GRADUATION RATE	COMPLETERS	COMPLETION RATE	
Homeless		0	0	0	n/a	0	n/a
Gifted and Talented		0	0	0	n/a	0	n/a
District:	9065	SOUTH	PLATTE		VALLEY BOCES		
DISTRICT TOTALS (All Schools)							
Students With Disabilities		0	0	0	n/a	0	n/a
Limited English Proficient		0	0	0	n/a	0	n/a
Economically Disadvantaged		0	0	0	n/a	0	n/a
Migrant		0	0	0	n/a	0	n/a
Title1		0	0	0	n/a	0	n/a
Homeless		0	0	0	n/a	0	n/a
Gifted and Talented		0	0	0	n/a	0	n/a
District:	9075	SOUTHEASTER BOCES					
DISTRICT TOTALS (All Schools)							
Students With Disabilities		0	0	0	n/a	0	n/a
Limited English Proficient		0	0	0	n/a	0	n/a
Economically Disadvantaged		0	0	0	n/a	0	n/a
Migrant		0	0	0	n/a	0	n/a
Title1		0	0	0	n/a	0	n/a
Homeless		0	0	0	n/a	0	n/a
Gifted and Talented		0	0	0	n/a	0	n/a
District:	9080	SOUTHWEST	BOCES				
DISTRICT TOTALS (All Schools)							
Students With Disabilities		0	0	0	n/a	0	n/a
Limited English Proficient		0	0	0	n/a	0	n/a
Economically Disadvantaged		0	0	0	n/a	0	n/a
Migrant		0	0	0	n/a	0	n/a




8/29/2006 Colorado Department of Education
 4:14 Data Summary Report File: seyldb9state.lis
 2004-2005 Student End of Year
 STATE GRADUATION RATE BY SCHOOL AND
 IPST CATEGORY

	GRAD BASE ADJUSTMENTS	GRADUATION BASE	GRADUATES	GRADUATION RATE	COMPLETERS	COMPLETION RATE
Title1	0	0	0	n/a	0	n/a
Homeless	0	0	0	n/a	0	n/a
Gifted and Talented	0	0	0	n/a	0	n/a
District:	9095	NORTHWEST	COLO	BOCES		
DISTRICT TOTALS (All Schools)						
Students With Disabilities	0	0	0	n/a	0	n/a
Limited English Proficient	0	0	0	n/a	0	n/a
Economically Disadvantaged	0	0	0	n/a	0	n/a
Migrant	0	0	0	n/a	0	n/a
Title1	0	0	0	n/a	0	n/a
Homeless	0	0	0	n/a	0	n/a
Gifted and Talented	0	0	0	n/a	0	n/a
District:	9110	LARIMER	BOCES			
DISTRICT TOTALS (All Schools)						
Students With Disabilities	0	0	0	n/a	0	n/a
Limited English Proficient	0	0	0	n/a	0	n/a
Economically Disadvantaged	0	0	0	n/a	0	n/a
Migrant	0	0	0	n/a	0	n/a
Title1	0	0	0	n/a	0	n/a
Homeless	0	0	0	n/a	0	n/a
Gifted and Talented	0	0	0	n/a	0	n/a
District:	9120	ADAMS	COUNTY	BOCES		
DISTRICT TOTALS (All Schools)						
Students With Disabilities	0	0	0	n/a	0	n/a
Limited English Proficient	0	0	0	n/a	0	n/a
Economically Disadvantaged	0	0	0	n/a	0	n/a




8/29/2006 Colorado Department of Education
 4:14 Data Summary Report File: seyldb9state.lis
 2004-2005 Student End of Year
 STATE GRADUATION RATE BY SCHOOL AND
 IPST CATEGORY

	GRAD BASE ADJUSTMENTS	GRADUATION BASE	GRADUATES	GRADUATION RATE	COMPLETERS	COMPLETION RATE
Migrant		0	0	n/a	0	n/a
Title1		0	0	n/a	0	n/a
Homeless		0	0	n/a	0	n/a
Gifted and Talented		0	0	n/a	0	n/a
District:	9125	RIO	BLANCO	BOCES		
DISTRICT TOTALS (All Schools)						
Students With Disabilities		0	0	n/a	0	n/a
Limited English Proficient		0	0	n/a	0	n/a
Economically Disadvantaged		0	0	n/a	0	n/a
Migrant		0	0	n/a	0	n/a
Title1		0	0	n/a	0	n/a
Homeless		0	0	n/a	0	n/a
Gifted and Talented		0	0	n/a	0	n/a
District:	9130	EXPEDITIONAR BOCES				
#2	2840	Expeditionary	Learning	School		
Students With Disabilities		0	2	100.00%	2	100.00%
Limited English Proficient		0	0	n/a	0	n/a
Economically Disadvantaged		0	4	100.00%	4	100.00%
Migrant		0	0	n/a	0	n/a
Title1		0	0	n/a	0	n/a
Homeless		0	0	n/a	0	n/a
Gifted and Talented		0	0	n/a	0	n/a
DISTRICT TOTALS (All Schools)						
Students With Disabilities		0	2	100.00%	2	100.00%
Limited English Proficient		0	0	n/a	0	n/a
Economically Disadvantaged		0	4	100.00%	4	100.00%



8/29/2006 Colorado Department of Education
 4:14 Data Summary Report File: seyrd9state.lis
 2004-2005 Student End of Year
 STATE GRADUATION RATE BY SCHOOL AND
 IPST CATEGORY

	GRAD BASE ADJUSTMENTS	GRADUATION BASE	GRADUATES	GRADUATION RATE	COMPLETERS	COMPLETION RATE	
Migrant		0	0	0	n/a	0	n/a
Title1		0	0	0	n/a	0	n/a
Homeless		0	0	0	n/a	0	n/a
Gifted and Talented		0	0	0	n/a	0	n/a
District:	9135	GRAND	VALLEY	BOCES			
DISTRICT TOTALS (All Schools)							
Students With Disabilities		0	0	0	n/a	0	n/a
Limited English Proficient		0	0	0	n/a	0	n/a
Economically Disadvantaged		0	0	0	n/a	0	n/a
Migrant		0	0	0	n/a	0	n/a
Title1		0	0	0	n/a	0	n/a
Homeless		0	0	0	n/a	0	n/a
Gifted and Talented		0	0	0	n/a	0	n/a
District:	9140	MT	EVANS	BOCES			
DISTRICT TOTALS (All Schools)							
Students With Disabilities		0	0	0	n/a	0	n/a
Limited English Proficient		0	0	0	n/a	0	n/a
Economically Disadvantaged		0	0	0	n/a	0	n/a
Migrant		0	0	0	n/a	0	n/a
Title1		0	0	0	n/a	0	n/a
Homeless		0	0	0	n/a	0	n/a
Gifted and Talented		0	0	0	n/a	0	n/a
District:	9145	UNCOMP	PAHGRI	BOCS			
DISTRICT TOTALS (All Schools)							
Students With Disabilities		0	0	0	n/a	0	n/a
Limited English Proficient		0	0	0	n/a	0	n/a



8/29/2006 Colorado Department of Education
 4:14 Data Summary Report File: seyldb9state.lis
 2004-2005 Student End of Year
 STATE GRADUATION RATE BY SCHOOL AND
 IPST CATEGORY

	GRAD BASE ADJUSTMENTS	GRADUATION BASE	GRADUATES	GRADUATION RATE	COMPLETERS	COMPLETION RATE
Economically Disadvantaged	0	0	0	n/a	0	n/a
Migrant	0	0	0	n/a	0	n/a
Title1	0	0	0	n/a	0	n/a
Homeless	0	0	0	n/a	0	n/a
Gifted and Talented	0	0	0	n/a	0	n/a
District:	9150	SANTA FE		TRAIL	BOCES	
DISTRICT TOTALS (All Schools)						
Students With Disabilities	0	0	0	n/a	0	n/a
Limited English Proficient	0	0	0	n/a	0	n/a
Economically Disadvantaged	0	0	0	n/a	0	n/a
Migrant	0	0	0	n/a	0	n/a
Title1	0	0	0	n/a	0	n/a
Homeless	0	0	0	n/a	0	n/a
Gifted and Talented	0	0	0	n/a	0	n/a
District:	9160	FRONT RANGE		BOCES		
DISTRICT TOTALS (All Schools)						
Students With Disabilities	0	0	0	n/a	0	n/a
Limited English Proficient	0	0	0	n/a	0	n/a
Economically Disadvantaged	0	0	0	n/a	0	n/a
Migrant	0	0	0	n/a	0	n/a
Title1	0	0	0	n/a	0	n/a
Homeless	0	0	0	n/a	0	n/a
Gifted and Talented	0	0	0	n/a	0	n/a
District:	9165	UTE	PASS	BOCES		
DISTRICT TOTALS (All Schools)						
Students With Disabilities	0	0	0	n/a	0	n/a



8/29/2006 Colorado Department of Education
 4:14 Data Summary Report File: seyrd9state.lis
 2004-2005 Student End of Year
 STATE GRADUATION RATE BY SCHOOL AND
 IPST CATEGORY

	GRAD BASE ADJUSTMENTS	GRADUATION BASE	GRADUATES	GRADUATION RATE	COMPLETERS	COMPLETION RATE
Limited English Proficient	0	0	0	n/a	0	n/a
Economically Disadvantaged	0	0	0	n/a	0	n/a
Migrant	0	0	0	n/a	0	n/a
Title1	0	0	0	n/a	0	n/a
Homeless	0	0	0	n/a	0	n/a
Gifted and Talented	0	0	0	n/a	0	n/a
STATE	TOTALS	(All	Schools)			
Students With Disabilities	166	4,626	3,539	76.50%	3,625	78.40%
Limited English Proficient	70	2,497	1,990	79.70%	2,018	80.80%
Economically Disadvantaged	363	9,523	7,771	81.60%	7,944	83.40%
Migrant	8	324	268	82.70%	268	82.70%
Title1	56	1,733	1,455	84.00%	1,485	85.70%
Homeless	13	335	221	66.00%	234	69.90%
Gifted and Talented	13	4,327	4,225	97.60%	4,257	98.40%

- #1 School graduation rate is a 1-year rate based on grade 12
- #2 School graduation rate is a 2-year rate based on grades 11-12.
- #3 School graduation rate is a 3-year rate based on grades 10-12.
- #4 Alternative School. In 2003-2004, graduation rate is a 2 year rate or less.
- In 2004-2005, graduation rate is a 3-year rate or less.
- In 2005-2006, graduation rate is a 4-year rate or less.
- #5 School is closed in 2004-2005
- * School has no grade 12