


8/29/2006 Colorado Department of Education
 2004-2005 Student End of Year
 STATE GRADUATION RATE BY DISTRICT AND IPST CATEGORY

	GRADUATION BASE ADJUSTMENTS	FINAL GRADUATION BASE	GRADUATES	GRADUATION RATE	COMPLETERS	COMPLETION RATE
COUNTY	01	ADAMS				
District:	0010	MAPLETON	1			
Students With Disabilities		6	35	15	42.90%	15
Limited English Proficient		1	56	38	67.90%	38
Economically Disadvantaged		9	94	64	68.10%	64
Migrant		0	6	4	66.70%	4
Title1		0	0	0	n/a	0
Homeless		0	3	0	0.00%	0
Gifted and Talented		0	6	6	100.00%	6
District:	0020	ADAMS	12		FIVE STAR	SCHOOLS
Students With Disabilities		13	175	126	72.00%	143
Limited English Proficient		2	147	126	85.70%	127
Economically Disadvantaged		16	284	231	81.30%	240
Migrant		1	19	15	78.90%	15
Title1		4	16	12	75.00%	12
Homeless		0	17	11	64.70%	11
Gifted and Talented		0	105	102	97.10%	104
District:	0030	ADAMS	COUNTY		14	
Students With Disabilities		5	25	22	88.00%	22
Limited English Proficient		3	52	45	86.50%	45
Economically Disadvantaged		8	164	141	86.00%	141
Migrant		0	17	12	70.60%	12
Title1		7	53	46	86.80%	46
Homeless		0	0	0	n/a	0
Gifted and Talented		0	21	21	100.00%	21
District:	0040	BRIGHTON	27J			
Students With Disabilities		1	35	25	71.40%	25
Limited English Proficient		0	66	54	81.80%	54
Economically Disadvantaged		0	94	83	88.30%	83
Migrant		0	18	15	83.30%	15
Title1		0	0	0	n/a	0




8/29/2006 Colorado Department of Education

2004-2005 Student End of Year

STATE GRADUATION RATE BY DISTRICT AND IPST CATEGORY

	GRADUATION BASE ADJUSTMENTS	FINAL GRADUATION BASE	GRADUATES	GRADUATION RATE	COMPLETERS	COMPLETION RATE
Homeless	0	6	5	83.30%	5	83.30%
Gifted and Talented	0	84	83	98.80%	83	98.80%
District:	0050	BENNETT	29J			
Students With Disabilities	0	5	5	100.00%	5	100.00%
Limited English Proficient	0	0	0	n/a	0	n/a
Economically Disadvantaged	0	9	9	100.00%	9	100.00%
Migrant	0	0	0	n/a	0	n/a
Title1	0	1	1	100.00%	1	100.00%
Homeless	0	0	0	n/a	0	n/a
Gifted and Talented	0	0	0	n/a	0	n/a
District:	0060	STRASBURG	31J			
Students With Disabilities	0	9	7	77.80%	7	77.80%
Limited English Proficient	0	0	0	n/a	0	n/a
Economically Disadvantaged	0	5	3	60.00%	3	60.00%
Migrant	0	0	0	n/a	0	n/a
Title1	0	0	0	n/a	0	n/a
Homeless	0	0	0	n/a	0	n/a
Gifted and Talented	0	0	0	n/a	0	n/a
District:	0070	WESTMINSTEF	50			
Students With Disabilities	6	41	29	70.70%	29	70.70%
Limited English Proficient	8	106	81	76.40%	81	76.40%
Economically Disadvantaged	14	229	180	78.60%	180	78.60%
Migrant	0	13	11	84.60%	11	84.60%
Title1	0	0	0	n/a	0	n/a
Homeless	2	9	1	11.10%	1	11.10%
Gifted and Talented	1	42	40	95.20%	40	95.20%
COUNTY	02	ALAMOSA				
District:	0100	ALAMOSA	RE-11J			
Students With Disabilities	0	7	5	71.40%	5	71.40%
Limited English Proficient	1	7	4	57.10%	4	57.10%
Economically Disadvantaged	4	59	47	79.70%	47	79.70%




8/29/2006 Colorado Department of Education

2004-2005 Student End of Year


STATE GRADUATION RATE BY DISTRICT AND IPST CATEGORY

	GRADUATION BASE ADJUSTMENTS	FINAL GRADUATION BASE	GRADUATES	GRADUATION RATE	COMPLETERS	COMPLETION RATE
Migrant	1	6	3	50.00%	3	50.00%
Title1	0	0	0	n/a	0	n/a
Homeless	0	0	0	n/a	0	n/a
Gifted and Talented	0	0	0	n/a	0	n/a
District:	0110	SANGRE	DE	CRISTO RE-22J		
Students With Disabilities	0	1	1	100.00%	1	100.00%
Limited English Proficient	0	0	0	n/a	0	n/a
Economically Disadvantaged	0	14	12	85.70%	12	85.70%
Migrant	0	0	0	n/a	0	n/a
Title1	0	0	0	n/a	0	n/a
Homeless	0	0	0	n/a	0	n/a
Gifted and Talented	0	0	0	n/a	0	n/a
COUNTY	03	ARAPAHOE				
District:	0120	ENGLEWOOD	1			
Students With Disabilities	3	41	27	65.90%	29	70.70%
Limited English Proficient	0	9	8	88.90%	8	88.90%
Economically Disadvantaged	2	104	68	65.40%	71	68.30%
Migrant	0	0	0	n/a	0	n/a
Title1	0	0	0	n/a	0	n/a
Homeless	0	21	12	57.10%	14	66.70%
Gifted and Talented	0	0	0	n/a	0	n/a
District:	0123	SHERIDAN	2			
Students With Disabilities	0	11	9	81.80%	9	81.80%
Limited English Proficient	1	21	16	76.20%	16	76.20%
Economically Disadvantaged	1	34	29	85.30%	29	85.30%
Migrant	0	1	1	100.00%	1	100.00%
Title1	0	0	0	n/a	0	n/a
Homeless	0	2	1	50.00%	1	50.00%
Gifted and Talented	0	13	12	92.30%	12	92.30%
District:	0130	CHERRY	CREEK	5		
Students With Disabilities	5	379	316	83.40%	316	83.40%



8/29/2006 Colorado Department of Education
 2004-2005 Student End of Year
 STATE GRADUATION RATE BY DISTRICT AND IPST CATEGORY

	GRADUATION BASE ADJUSTMENTS	FINAL GRADUATION BASE	GRADUATES	GRADUATION RATE	COMPLETERS	COMPLETION RATE
Limited English Proficient	0	77	75	97.40%	75	97.40%
Economically Disadvantaged	6	329	289	87.80%	289	87.80%
Migrant	0	0	0	n/a	0	n/a
Title1	0	1	1	100.00%	1	100.00%
Homeless	0	0	0	n/a	0	n/a
Gifted and Talented	0	349	345	98.90%	345	98.90%
District:	0140	LITTLETON	6			
Students With Disabilities	1	69	65	94.20%	65	94.20%
Limited English Proficient	0	23	23	100.00%	23	100.00%
Economically Disadvantaged	0	49	48	98.00%	48	98.00%
Migrant	0	0	0	n/a	0	n/a
Title1	0	0	0	n/a	0	n/a
Homeless	0	0	0	n/a	0	n/a
Gifted and Talented	0	262	262	100.00%	262	100.00%
District:	0170	DEER	TRAIL	26J		
Students With Disabilities	0	0	0	n/a	0	n/a
Limited English Proficient	0	0	0	n/a	0	n/a
Economically Disadvantaged	0	2	2	100.00%	2	100.00%
Migrant	0	0	0	n/a	0	n/a
Title1	0	0	0	n/a	0	n/a
Homeless	0	0	0	n/a	0	n/a
Gifted and Talented	0	0	0	n/a	0	n/a
District:	0180	ADAMS-ARAPAHOE	28J			
Students With Disabilities	2	151	111	73.50%	112	74.20%
Limited English Proficient	14	407	357	87.70%	360	88.50%
Economically Disadvantaged	20	507	436	86.00%	441	87.00%
Migrant	1	23	23	100.00%	23	100.00%
Title1	0	14	5	35.70%	11	78.60%
Homeless	2	17	12	70.60%	12	70.60%
Gifted and Talented	1	138	132	95.70%	135	97.80%
District:	0190	BYERS	32J			




8/29/2006 Colorado Department of Education

2004-2005 Student End of Year

STATE GRADUATION RATE BY DISTRICT AND IPST CATEGORY

	GRADUATION BASE ADJUSTMENTS	FINAL GRADUATION BASE	GRADUATES	GRADUATION RATE	COMPLETERS	COMPLETION RATE
Students With Disabilities	0	1	1	100.00%	1	100.00%
Limited English Proficient	0	0	0	n/a	0	n/a
Economically Disadvantaged	0	10	9	90.00%	9	90.00%
Migrant	0	0	0	n/a	0	n/a
Title1	0	0	0	n/a	0	n/a
Homeless	0	0	0	n/a	0	n/a
Gifted and Talented	0	0	0	n/a	0	n/a
COUNTY	04	ARCHULETA				
District:	0220	ARCHULETA	COUNTY	50 JT		
Students With Disabilities	0	13	12	92.30%	12	92.30%
Limited English Proficient	0	0	0	n/a	0	n/a
Economically Disadvantaged	0	40	35	87.50%	35	87.50%
Migrant	0	0	0	n/a	0	n/a
Title1	0	0	0	n/a	0	n/a
Homeless	0	7	7	100.00%	7	100.00%
Gifted and Talented	0	0	0	n/a	0	n/a
COUNTY	05	BACA				
District:	0230	WALSH	RE-1			
Students With Disabilities	0	3	3	100.00%	3	100.00%
Limited English Proficient	0	2	2	100.00%	2	100.00%
Economically Disadvantaged	0	13	13	100.00%	13	100.00%
Migrant	0	0	0	n/a	0	n/a
Title1	0	0	0	n/a	0	n/a
Homeless	0	0	0	n/a	0	n/a
Gifted and Talented	0	20	20	100.00%	20	100.00%
District:	0240	PRITCHETT	RE-3			
Students With Disabilities	0	0	0	n/a	0	n/a
Limited English Proficient	0	0	0	n/a	0	n/a
Economically Disadvantaged	0	1	1	100.00%	1	100.00%
Migrant	0	0	0	n/a	0	n/a
Title1	0	4	4	100.00%	4	100.00%




8/29/2006 Colorado Department of Education

2004-2005 Student End of Year


STATE GRADUATION RATE BY DISTRICT AND IPST CATEGORY

	GRADUATION BASE ADJUSTMENTS	FINAL GRADUATION BASE	GRADUATES	GRADUATION RATE	COMPLETERS	COMPLETION RATE
Homeless	0	0	0	n/a	0	n/a
Gifted and Talented	0	0	0	n/a	0	n/a
District:	0250	SPRINGFIELD RE-4				
Students With Disabilities	0	1	1	100.00%	1	100.00%
Limited English Proficient	0	0	0	n/a	0	n/a
Economically Disadvantaged	0	7	6	85.70%	6	85.70%
Migrant	0	0	0	n/a	0	n/a
Title1	0	0	0	n/a	0	n/a
Homeless	0	0	0	n/a	0	n/a
Gifted and Talented	0	7	7	100.00%	7	100.00%
District:	0260	VILAS RE-5				
Students With Disabilities	0	7	5	71.40%	5	71.40%
Limited English Proficient	0	0	0	n/a	0	n/a
Economically Disadvantaged	0	9	7	77.80%	7	77.80%
Migrant	0	0	0	n/a	0	n/a
Title1	0	9	7	77.80%	7	77.80%
Homeless	0	0	0	n/a	0	n/a
Gifted and Talented	0	0	0	n/a	0	n/a
District:	0270	CAMPO RE-6				
Students With Disabilities	0	3	3	100.00%	3	100.00%
Limited English Proficient	0	0	0	n/a	0	n/a
Economically Disadvantaged	0	6	6	100.00%	6	100.00%
Migrant	0	0	0	n/a	0	n/a
Title1	0	0	0	n/a	0	n/a
Homeless	0	0	0	n/a	0	n/a
Gifted and Talented	0	0	0	n/a	0	n/a
COUNTY	06	BENT				
District:	0290	LAS ANIMAS RE-1				
Students With Disabilities	0	2	2	100.00%	2	100.00%
Limited English Proficient	0	2	2	100.00%	2	100.00%
Economically Disadvantaged	0	13	11	84.60%	12	92.30%



8/29/2006 Colorado Department of Education
 2004-2005 Student End of Year
 STATE GRADUATION RATE BY DISTRICT AND IPST CATEGORY

	GRADUATION BASE ADJUSTMENTS	FINAL GRADUATION BASE	GRADUATES	GRADUATION RATE	COMPLETERS	COMPLETION RATE
Migrant	0	0	0	n/a	0	n/a
Title1	0	0	0	n/a	0	n/a
Homeless	0	0	0	n/a	0	n/a
Gifted and Talented	0	0	0	n/a	0	n/a
District:	0310	MC	CLAVE	RE-2		
Students With Disabilities	0	1	1	100.00%	1	100.00%
Limited English Proficient	0	3	3	100.00%	3	100.00%
Economically Disadvantaged	0	13	13	100.00%	13	100.00%
Migrant	0	1	1	100.00%	1	100.00%
Title1	0	0	0	n/a	0	n/a
Homeless	0	0	0	n/a	0	n/a
Gifted and Talented	0	0	0	n/a	0	n/a
COUNTY	07	BOULDER				
District:	0470	ST	VRAIN	VALLEY RE		1J
Students With Disabilities	2	97	80	82.50%	80	82.50%
Limited English Proficient	4	65	46	70.80%	46	70.80%
Economically Disadvantaged	5	160	124	77.50%	124	77.50%
Migrant	0	13	11	84.60%	11	84.60%
Title1	0	0	0	n/a	0	n/a
Homeless	2	21	13	61.90%	13	61.90%
Gifted and Talented	0	118	117	99.20%	117	99.20%
District:	0480	BOULDER	VALLEY	RE	2	
Students With Disabilities	1	246	225	91.50%	228	92.70%
Limited English Proficient	0	120	100	83.30%	101	84.20%
Economically Disadvantaged	2	192	165	85.90%	168	87.50%
Migrant	0	5	5	100.00%	5	100.00%
Title1	0	0	0	n/a	0	n/a
Homeless	0	21	12	57.10%	14	66.70%
Gifted and Talented	0	261	259	99.20%	260	99.60%
COUNTY	08	CHAFFEE				
District:	0490	BUENA	VISTA	R-31		




8/29/2006 Colorado Department of Education

2004-2005 Student End of Year

STATE GRADUATION RATE BY DISTRICT AND IPST CATEGORY

	GRADUATION BASE ADJUSTMENTS	FINAL GRADUATION BASE	GRADUATES	GRADUATION RATE	COMPLETERS	COMPLETION RATE
Students With Disabilities	0	5	5	100.00%	5	100.00%
Limited English Proficient	0	0	0	n/a	0	n/a
Economically Disadvantaged	0	21	20	95.20%	20	95.20%
Migrant	0	0	0	n/a	0	n/a
Title1	0	0	0	n/a	0	n/a
Homeless	0	0	0	n/a	0	n/a
Gifted and Talented	0	0	0	n/a	0	n/a
District:	0500	SALIDA	R-32			
Students With Disabilities	0	4	4	100.00%	4	100.00%
Limited English Proficient	0	1	1	100.00%	1	100.00%
Economically Disadvantaged	0	24	23	95.80%	23	95.80%
Migrant	0	0	0	n/a	0	n/a
Title1	0	0	0	n/a	0	n/a
Homeless	0	5	4	80.00%	4	80.00%
Gifted and Talented	0	0	0	n/a	0	n/a
COUNTY	09	CHEYENNE				
District:	0510	KIT	CARSON	R-1		
Students With Disabilities	0	1	1	100.00%	1	100.00%
Limited English Proficient	0	0	0	n/a	0	n/a
Economically Disadvantaged	0	5	5	100.00%	5	100.00%
Migrant	0	0	0	n/a	0	n/a
Title1	0	1	1	100.00%	1	100.00%
Homeless	0	0	0	n/a	0	n/a
Gifted and Talented	0	1	1	100.00%	1	100.00%
District:	0520	CHEYENNE	COUNTY	RE-5		
Students With Disabilities	0	3	3	100.00%	3	100.00%
Limited English Proficient	0	0	0	n/a	0	n/a
Economically Disadvantaged	0	8	8	100.00%	8	100.00%
Migrant	0	0	0	n/a	0	n/a
Title1	0	0	0	n/a	0	n/a
Homeless	0	0	0	n/a	0	n/a




8/29/2006 Colorado Department of Education

2004-2005 Student End of Year


STATE GRADUATION RATE BY DISTRICT AND IPST CATEGORY

	GRADUATION BASE ADJUSTMENTS	FINAL GRADUATION BASE	GRADUATES	GRADUATION RATE	COMPLETERS	COMPLETION RATE
Gifted and Talented	0	0	0	n/a	0	n/a
COUNTY	10	CLEAR	CREEK			
District:	0540	CLEAR	CREEK	RE-1		
Students With Disabilities	0	8	5	62.50%	5	62.50%
Limited English Proficient	0	0	0	n/a	0	n/a
Economically Disadvantaged	0	14	12	85.70%	12	85.70%
Migrant	0	0	0	n/a	0	n/a
Title1	0	0	0	n/a	0	n/a
Homeless	0	0	0	n/a	0	n/a
Gifted and Talented	0	1	1	100.00%	1	100.00%
COUNTY	11	CONEJOS				
District:	0550	NORTH	CONEJOS	RE-1J		
Students With Disabilities	0	3	2	66.70%	2	66.70%
Limited English Proficient	0	0	0	n/a	0	n/a
Economically Disadvantaged	0	47	43	91.50%	43	91.50%
Migrant	0	0	0	n/a	0	n/a
Title1	0	95	90	94.70%	90	94.70%
Homeless	0	0	0	n/a	0	n/a
Gifted and Talented	0	0	0	n/a	0	n/a
District:	0560	SANFORD	6J			
Students With Disabilities	0	4	4	100.00%	4	100.00%
Limited English Proficient	0	0	0	n/a	0	n/a
Economically Disadvantaged	0	18	18	100.00%	18	100.00%
Migrant	0	0	0	n/a	0	n/a
Title1	0	0	0	n/a	0	n/a
Homeless	0	0	0	n/a	0	n/a
Gifted and Talented	0	3	3	100.00%	3	100.00%
District:	0580	SOUTH	CONEJOS	RE-10		
Students With Disabilities	0	2	2	100.00%	2	100.00%
Limited English Proficient	0	0	0	n/a	0	n/a
Economically Disadvantaged	0	14	12	85.70%	12	85.70%



8/29/2006 Colorado Department of Education
 2004-2005 Student End of Year
 STATE GRADUATION RATE BY DISTRICT AND IPST CATEGORY

	GRADUATION BASE ADJUSTMENTS	FINAL GRADUATION BASE	GRADUATES	GRADUATION RATE	COMPLETERS	COMPLETION RATE
Migrant	0	0	0	n/a	0	n/a
Title1	0	25	23	92.00%	23	92.00%
Homeless	0	0	0	n/a	0	n/a
Gifted and Talented	0	0	0	n/a	0	n/a
COUNTY	12	COSTILLA				
District:	0640	CENTENNIAL R-1				
Students With Disabilities	0	0	0	n/a	0	n/a
Limited English Proficient	0	0	0	n/a	0	n/a
Economically Disadvantaged	0	8	7	87.50%	7	87.50%
Migrant	0	0	0	n/a	0	n/a
Title1	0	13	12	92.30%	12	92.30%
Homeless	0	0	0	n/a	0	n/a
Gifted and Talented	0	0	0	n/a	0	n/a
District:	0740	SIERRA GRANDE		R-30		
Students With Disabilities	0	1	0	0.00%	0	0.00%
Limited English Proficient	0	7	7	100.00%	7	100.00%
Economically Disadvantaged	0	15	14	93.30%	14	93.30%
Migrant	0	7	7	100.00%	7	100.00%
Title1	0	0	0	n/a	0	n/a
Homeless	0	0	0	n/a	0	n/a
Gifted and Talented	0	18	18	100.00%	18	100.00%
COUNTY	13	CROWLEY				
District:	0770	CROWLEY COUNTY		RE-1-J		
Students With Disabilities	0	1	1	100.00%	1	100.00%
Limited English Proficient	0	0	0	n/a	0	n/a
Economically Disadvantaged	1	17	13	76.50%	13	76.50%
Migrant	0	0	0	n/a	0	n/a
Title1	0	0	0	n/a	0	n/a
Homeless	0	0	0	n/a	0	n/a
Gifted and Talented	0	0	0	n/a	0	n/a
COUNTY	14	CUSTER				




8/29/2006 Colorado Department of Education

2004-2005 Student End of Year

STATE GRADUATION RATE BY DISTRICT AND IPST CATEGORY

	GRADUATION BASE ADJUSTMENTS	FINAL GRADUATION BASE	GRADUATES	GRADUATION RATE	COMPLETERS	COMPLETION RATE
District:	0860	CUSTER	COUNTY	SCHOOL DISTRICT		C-1
Students With Disabilities	0	1	1	100.00%	1	100.00%
Limited English Proficient	0	0	0	n/a	0	n/a
Economically Disadvantaged	0	9	9	100.00%	9	100.00%
Migrant	0	0	0	n/a	0	n/a
Title1	0	0	0	n/a	0	n/a
Homeless	0	0	0	n/a	0	n/a
Gifted and Talented	0	0	0	n/a	0	n/a
COUNTY	15	DELTA				
District:	0870	DELTA	COUNTY	50(J)		
Students With Disabilities	2	25	23	92.00%	23	92.00%
Limited English Proficient	0	14	12	85.70%	13	92.90%
Economically Disadvantaged	4	113	97	85.80%	103	91.20%
Migrant	0	3	3	100.00%	3	100.00%
Title1	0	0	0	n/a	0	n/a
Homeless	0	0	0	n/a	0	n/a
Gifted and Talented	0	5	5	100.00%	5	100.00%
COUNTY	16	DENVER				
District:	0880	DENVER	COUNTY	1		
Students With Disabilities	21	364	281	77.20%	293	80.50%
Limited English Proficient	8	440	324	73.60%	339	77.00%
Economically Disadvantaged	43	1,445	1,191	82.40%	1,240	85.80%
Migrant	1	20	15	75.00%	15	75.00%
Title1	39	1,240	1,022	82.40%	1,045	84.30%
Homeless	0	26	11	42.30%	20	76.90%
Gifted and Talented	8	749	700	93.50%	718	95.90%
COUNTY	17	DOLORES				
District:	0890	DOLORES	COUNTY	RE NO.2		
Students With Disabilities	0	0	0	n/a	0	n/a
Limited English Proficient	0	0	0	n/a	0	n/a
Economically Disadvantaged	0	3	3	100.00%	3	100.00%




8/29/2006 Colorado Department of Education

2004-2005 Student End of Year

STATE GRADUATION RATE BY DISTRICT AND IPST CATEGORY

	GRADUATION BASE ADJUSTMENTS	FINAL GRADUATION BASE	GRADUATES	GRADUATION RATE	COMPLETERS	COMPLETION RATE
Migrant	0	0	0	n/a	0	n/a
Title1	0	0	0	n/a	0	n/a
Homeless	0	0	0	n/a	0	n/a
Gifted and Talented	0	0	0	n/a	0	n/a
COUNTY	18	DOUGLAS				
District:	0900	DOUGLAS	COUNTY	RE	1	
Students With Disabilities	2	203	181	89.20%	181	89.20%
Limited English Proficient	0	22	20	90.90%	20	90.90%
Economically Disadvantaged	1	37	34	91.90%	34	91.90%
Migrant	0	11	11	100.00%	11	100.00%
Title1	0	0	0	n/a	0	n/a
Homeless	0	0	0	n/a	0	n/a
Gifted and Talented	0	87	86	98.90%	86	98.90%
COUNTY	19	EAGLE				
District:	0910	EAGLE	COUNTY	RE	50	
Students With Disabilities	1	26	21	80.80%	21	80.80%
Limited English Proficient	1	46	42	91.30%	42	91.30%
Economically Disadvantaged	1	41	39	95.10%	39	95.10%
Migrant	0	7	7	100.00%	7	100.00%
Title1	0	0	0	n/a	0	n/a
Homeless	0	15	14	93.30%	14	93.30%
Gifted and Talented	0	2	2	100.00%	2	100.00%
COUNTY	20	ELBERT				
District:	0920	ELIZABETH	C-1			
Students With Disabilities	0	15	13	86.70%	13	86.70%
Limited English Proficient	0	0	0	n/a	0	n/a
Economically Disadvantaged	0	7	6	85.70%	6	85.70%
Migrant	0	0	0	n/a	0	n/a
Title1	0	0	0	n/a	0	n/a
Homeless	0	0	0	n/a	0	n/a
Gifted and Talented	0	0	0	n/a	0	n/a




8/29/2006 Colorado Department of Education

2004-2005 Student End of Year

STATE GRADUATION RATE BY DISTRICT AND IPST CATEGORY

	GRADUATION BASE ADJUSTMENTS	FINAL GRADUATION BASE	GRADUATES	GRADUATION RATE	COMPLETERS	COMPLETION RATE
District:	0930	KIOWA	C-2			
Students With Disabilities	0	6	6	100.00%	6	100.00%
Limited English Proficient	0	0	0	n/a	0	n/a
Economically Disadvantaged	0	5	5	100.00%	5	100.00%
Migrant	0	0	0	n/a	0	n/a
Title1	0	0	0	n/a	0	n/a
Homeless	0	0	0	n/a	0	n/a
Gifted and Talented	0	0	0	n/a	0	n/a
District:	0940	BIG	SANDY	100J		
Students With Disabilities	0	3	2	66.70%	2	66.70%
Limited English Proficient	0	0	0	n/a	0	n/a
Economically Disadvantaged	0	10	9	90.00%	9	90.00%
Migrant	0	0	0	n/a	0	n/a
Title1	0	0	0	n/a	0	n/a
Homeless	0	0	0	n/a	0	n/a
Gifted and Talented	0	0	0	n/a	0	n/a
District:	0950	ELBERT	200			
Students With Disabilities	0	2	2	100.00%	2	100.00%
Limited English Proficient	0	0	0	n/a	0	n/a
Economically Disadvantaged	0	2	2	100.00%	2	100.00%
Migrant	0	0	0	n/a	0	n/a
Title1	0	0	0	n/a	0	n/a
Homeless	0	0	0	n/a	0	n/a
Gifted and Talented	0	0	0	n/a	0	n/a
District:	0960	AGATE	300			
Students With Disabilities	0	1	1	100.00%	1	100.00%
Limited English Proficient	0	0	0	n/a	0	n/a
Economically Disadvantaged	0	2	2	100.00%	2	100.00%
Migrant	0	0	0	n/a	0	n/a
Title1	0	0	0	n/a	0	n/a
Homeless	0	0	0	n/a	0	n/a




8/29/2006 Colorado Department of Education

2004-2005 Student End of Year

STATE GRADUATION RATE BY DISTRICT AND IPST CATEGORY

	GRADUATION BASE ADJUSTMENTS	FINAL GRADUATION BASE	GRADUATES	GRADUATION RATE	COMPLETERS	COMPLETION RATE
Gifted and Talented	0	0	0	n/a	0	n/a
COUNTY	21	EL	PASO			
District:	0970	CALHAN	RJ-1			
Students With Disabilities	0	3	3	100.00%	3	100.00%
Limited English Proficient	0	0	0	n/a	0	n/a
Economically Disadvantaged	0	4	4	100.00%	4	100.00%
Migrant	0	0	0	n/a	0	n/a
Title1	0	0	0	n/a	0	n/a
Homeless	0	0	0	n/a	0	n/a
Gifted and Talented	0	0	0	n/a	0	n/a
District:	0980	HARRISON	2			
Students With Disabilities	3	81	56	69.10%	57	70.40%
Limited English Proficient	1	37	24	64.90%	24	64.90%
Economically Disadvantaged	4	251	188	74.90%	195	77.70%
Migrant	0	2	0	0.00%	0	0.00%
Title1	0	0	0	n/a	0	n/a
Homeless	0	6	4	66.70%	4	66.70%
Gifted and Talented	1	52	48	92.30%	50	96.20%
District:	0990	WIDEFIELD	3			
Students With Disabilities	2	50	39	78.00%	39	78.00%
Limited English Proficient	0	5	5	100.00%	5	100.00%
Economically Disadvantaged	0	5	5	100.00%	5	100.00%
Migrant	0	0	0	n/a	0	n/a
Title1	0	0	0	n/a	0	n/a
Homeless	0	2	2	100.00%	2	100.00%
Gifted and Talented	0	0	0	n/a	0	n/a
District:	1000	FOUNTAIN	8			
Students With Disabilities	2	43	31	72.10%	31	72.10%
Limited English Proficient	0	3	2	66.70%	2	66.70%
Economically Disadvantaged	4	53	48	90.60%	48	90.60%
Migrant	0	0	0	n/a	0	n/a




8/29/2006 Colorado Department of Education

2004-2005 Student End of Year


STATE GRADUATION RATE BY DISTRICT AND IPST CATEGORY

	GRADUATION BASE ADJUSTMENTS	FINAL GRADUATION BASE	GRADUATES	GRADUATION RATE	COMPLETERS	COMPLETION RATE
Title1	0	0	0	n/a	0	n/a
Homeless	0	0	0	n/a	0	n/a
Gifted and Talented	0	0	0	n/a	0	n/a
District:	1010	COLORADO	SPRINGS	11		
Students With Disabilities	13	149	98	65.80%	101	67.80%
Limited English Proficient	2	76	64	84.20%	64	84.20%
Economically Disadvantaged	75	600	398	66.30%	423	70.50%
Migrant	0	0	0	n/a	0	n/a
Title1	0	0	0	n/a	0	n/a
Homeless	2	3	1	33.30%	1	33.30%
Gifted and Talented	0	274	268	97.80%	271	98.90%
District:	1020	CHEYENNE	MOUNTAIN	12		
Students With Disabilities	0	15	13	86.70%	13	86.70%
Limited English Proficient	0	2	2	100.00%	2	100.00%
Economically Disadvantaged	0	0	0	n/a	0	n/a
Migrant	0	0	0	n/a	0	n/a
Title1	0	0	0	n/a	0	n/a
Homeless	0	0	0	n/a	0	n/a
Gifted and Talented	0	0	0	n/a	0	n/a
District:	1030	MANITOU	SPRINGS	14		
Students With Disabilities	0	14	14	100.00%	14	100.00%
Limited English Proficient	0	1	1	100.00%	1	100.00%
Economically Disadvantaged	0	13	13	100.00%	13	100.00%
Migrant	0	0	0	n/a	0	n/a
Title1	0	0	0	n/a	0	n/a
Homeless	0	0	0	n/a	0	n/a
Gifted and Talented	0	0	0	n/a	0	n/a
District:	1040	ACADEMY	20			
Students With Disabilities	3	100	79	79.00%	80	80.00%
Limited English Proficient	0	14	14	100.00%	14	100.00%
Economically Disadvantaged	3	44	36	81.80%	37	84.10%




8/29/2006 Colorado Department of Education
 2004-2005 Student End of Year
 STATE GRADUATION RATE BY DISTRICT AND IPST CATEGORY

	GRADUATION BASE ADJUSTMENTS	FINAL GRADUATION BASE	GRADUATES	GRADUATION RATE	COMPLETERS	COMPLETION RATE
Migrant	0	1	1	100.00%	1	100.00%
Title1	0	0	0	n/a	0	n/a
Homeless	0	0	0	n/a	0	n/a
Gifted and Talented	0	230	227	98.70%	228	99.10%
District:	1050	ELLICOTT	22			
Students With Disabilities	0	0	0	n/a	0	n/a
Limited English Proficient	0	0	0	n/a	0	n/a
Economically Disadvantaged	1	19	15	78.90%	15	78.90%
Migrant	0	0	0	n/a	0	n/a
Title1	0	0	0	n/a	0	n/a
Homeless	0	0	0	n/a	0	n/a
Gifted and Talented	0	0	0	n/a	0	n/a
District:	1060	PEYTON	23	JT		
Students With Disabilities	0	4	4	100.00%	4	100.00%
Limited English Proficient	0	0	0	n/a	0	n/a
Economically Disadvantaged	0	9	9	100.00%	9	100.00%
Migrant	0	0	0	n/a	0	n/a
Title1	0	53	50	94.30%	51	96.20%
Homeless	0	0	0	n/a	0	n/a
Gifted and Talented	0	0	0	n/a	0	n/a
District:	1070	HANOVER	28			
Students With Disabilities	0	2	1	50.00%	1	50.00%
Limited English Proficient	0	0	0	n/a	0	n/a
Economically Disadvantaged	0	12	10	83.30%	10	83.30%
Migrant	0	1	1	100.00%	1	100.00%
Title1	0	0	0	n/a	0	n/a
Homeless	0	0	0	n/a	0	n/a
Gifted and Talented	0	0	0	n/a	0	n/a
District:	1080	LEWIS-PALMEI	38			
Students With Disabilities	0	17	16	94.10%	17	100.00%
Limited English Proficient	0	1	1	100.00%	1	100.00%




8/29/2006 Colorado Department of Education
 2004-2005 Student End of Year
 STATE GRADUATION RATE BY DISTRICT AND IPST CATEGORY

	GRADUATION BASE ADJUSTMENTS	FINAL GRADUATION BASE	GRADUATES	GRADUATION RATE	COMPLETERS	COMPLETION RATE	
Economically Disadvantaged		1	10	10	100.00%	10	100.00%
Migrant		0	0	0	n/a	0	n/a
Title1		0	0	0	n/a	0	n/a
Homeless		0	0	0	n/a	0	n/a
Gifted and Talented		0	51	51	100.00%	51	100.00%
District:	1110	FALCON	49				
Students With Disabilities		3	71	61	85.90%	61	85.90%
Limited English Proficient		0	0	0	n/a	0	n/a
Economically Disadvantaged		0	54	51	94.40%	51	94.40%
Migrant		0	0	0	n/a	0	n/a
Title1		0	0	0	n/a	0	n/a
Homeless		0	0	0	n/a	0	n/a
Gifted and Talented		0	1	1	100.00%	1	100.00%
District:	1120	EDISON	54	JT			
Students With Disabilities		0	1	1	100.00%	1	100.00%
Limited English Proficient		0	0	0	n/a	0	n/a
Economically Disadvantaged		0	4	4	100.00%	4	100.00%
Migrant		0	0	0	n/a	0	n/a
Title1		0	0	0	n/a	0	n/a
Homeless		0	0	0	n/a	0	n/a
Gifted and Talented		0	0	0	n/a	0	n/a
District:	1130	MIAMI/YODER	60	JT			
Students With Disabilities		0	3	3	100.00%	3	100.00%
Limited English Proficient		0	0	0	n/a	0	n/a
Economically Disadvantaged		2	14	12	85.70%	12	85.70%
Migrant		0	0	0	n/a	0	n/a
Title1		0	0	0	n/a	0	n/a
Homeless		0	0	0	n/a	0	n/a
Gifted and Talented		0	0	0	n/a	0	n/a
COUNTY	22	FREMONT					
District:	1140	CANON	CITY	RE-1			




8/29/2006 Colorado Department of Education
 2004-2005 Student End of Year
 STATE GRADUATION RATE BY DISTRICT AND IPST CATEGORY

	GRADUATION BASE ADJUSTMENTS	FINAL GRADUATION BASE	GRADUATES	GRADUATION RATE	COMPLETERS	COMPLETION RATE
Students With Disabilities	2	26	20	76.90%	20	76.90%
Limited English Proficient	0	0	0	n/a	0	n/a
Economically Disadvantaged	0	80	74	92.50%	75	93.80%
Migrant	0	0	0	n/a	0	n/a
Title1	0	0	0	n/a	0	n/a
Homeless	0	1	1	100.00%	1	100.00%
Gifted and Talented	0	0	0	n/a	0	n/a
District:	1150	FLORENCE	RE-2			
Students With Disabilities	1	15	10	66.70%	10	66.70%
Limited English Proficient	0	0	0	n/a	0	n/a
Economically Disadvantaged	1	40	34	85.00%	34	85.00%
Migrant	0	0	0	n/a	0	n/a
Title1	0	0	0	n/a	0	n/a
Homeless	0	0	0	n/a	0	n/a
Gifted and Talented	0	0	0	n/a	0	n/a
District:	1160	COTOPAXI	RE-3			
Students With Disabilities	0	3	3	100.00%	3	100.00%
Limited English Proficient	0	0	0	n/a	0	n/a
Economically Disadvantaged	0	6	6	100.00%	6	100.00%
Migrant	0	0	0	n/a	0	n/a
Title1	0	2	2	100.00%	2	100.00%
Homeless	0	0	0	n/a	0	n/a
Gifted and Talented	0	0	0	n/a	0	n/a
COUNTY	23	GARFIELD				
District:	1180	ROARING	FORK	RE-1		
Students With Disabilities	1	31	23	74.20%	23	74.20%
Limited English Proficient	1	42	21	50.00%	21	50.00%
Economically Disadvantaged	1	24	17	70.80%	17	70.80%
Migrant	0	0	0	n/a	0	n/a
Title1	0	0	0	n/a	0	n/a
Homeless	0	0	0	n/a	0	n/a



8/29/2006 Colorado Department of Education
 2004-2005 Student End of Year
 STATE GRADUATION RATE BY DISTRICT AND IPST CATEGORY

	GRADUATION BASE ADJUSTMENTS	FINAL GRADUATION BASE	GRADUATES	GRADUATION RATE	COMPLETERS	COMPLETION RATE
Gifted and Talented		0	0		0	n/a
District:	1195	GARFIELD	RE-2			
Students With Disabilities		2	16	87.50%	14	87.50%
Limited English Proficient		0	15	86.70%	14	93.30%
Economically Disadvantaged		0	27	88.90%	26	96.30%
Migrant		0	5	100.00%	5	100.00%
Title1		0	0	n/a	0	n/a
Homeless		0	0	n/a	0	n/a
Gifted and Talented		0	7	100.00%	7	100.00%
District:	1220	GARFIELD	16			
Students With Disabilities		0	3	33.30%	1	33.30%
Limited English Proficient		0	2	100.00%	2	100.00%
Economically Disadvantaged		0	10	80.00%	8	80.00%
Migrant		0	0	n/a	0	n/a
Title1		0	0	n/a	0	n/a
Homeless		0	0	n/a	0	n/a
Gifted and Talented		0	0	n/a	0	n/a
COUNTY	24	GILPIN				
District:	1330	GILPIN	COUNTY	RE-1		
Students With Disabilities		0	4	50.00%	3	75.00%
Limited English Proficient		0	0	n/a	0	n/a
Economically Disadvantaged		0	8	75.00%	7	87.50%
Migrant		0	0	n/a	0	n/a
Title1		0	0	n/a	0	n/a
Homeless		0	2	100.00%	2	100.00%
Gifted and Talented		0	3	100.00%	3	100.00%
COUNTY	25	GRAND				
District:	1340	WEST	GRAND	1-JT.		
Students With Disabilities		0	4	75.00%	3	75.00%
Limited English Proficient		0	4	75.00%	3	75.00%
Economically Disadvantaged		0	10	100.00%	10	100.00%



8/29/2006 Colorado Department of Education
 2004-2005 Student End of Year
 STATE GRADUATION RATE BY DISTRICT AND IPST CATEGORY

	GRADUATION BASE ADJUSTMENTS	FINAL GRADUATION BASE	GRADUATES	GRADUATION RATE	COMPLETERS	COMPLETION RATE
Migrant	0	0	0	n/a	0	n/a
Title1	0	0	0	n/a	0	n/a
Homeless	0	0	0	n/a	0	n/a
Gifted and Talented	0	3	3	100.00%	3	100.00%
District:	1350	EAST	GRAND	2		
Students With Disabilities	0	12	12	100.00%	12	100.00%
Limited English Proficient	0	5	5	100.00%	5	100.00%
Economically Disadvantaged	0	2	2	100.00%	2	100.00%
Migrant	0	0	0	n/a	0	n/a
Title1	0	0	0	n/a	0	n/a
Homeless	0	6	6	100.00%	6	100.00%
Gifted and Talented	0	27	27	100.00%	27	100.00%
COUNTY	26	GUNNISON				
District:	1360	GUNNISON	WATERSHED	RE1J		
Students With Disabilities	1	11	9	81.80%	9	81.80%
Limited English Proficient	0	0	0	n/a	0	n/a
Economically Disadvantaged	0	1	1	100.00%	1	100.00%
Migrant	0	0	0	n/a	0	n/a
Title1	0	0	0	n/a	0	n/a
Homeless	0	0	0	n/a	0	n/a
Gifted and Talented	0	6	6	100.00%	6	100.00%
COUNTY	27	HINSDALE				
District:	1380	HINSDALE	COUNTY	RE	1	
Students With Disabilities	0	1	1	100.00%	1	100.00%
Limited English Proficient	0	0	0	n/a	0	n/a
Economically Disadvantaged	0	1	1	100.00%	1	100.00%
Migrant	0	0	0	n/a	0	n/a
Title1	0	5	5	100.00%	5	100.00%
Homeless	0	0	0	n/a	0	n/a
Gifted and Talented	0	0	0	n/a	0	n/a
COUNTY	28	HUERFANO				




8/29/2006 Colorado Department of Education

2004-2005 Student End of Year


STATE GRADUATION RATE BY DISTRICT AND IPST CATEGORY

	GRADUATION BASE ADJUSTMENTS	FINAL GRADUATION BASE	GRADUATES	GRADUATION RATE	COMPLETERS	COMPLETION RATE
District:	1390	HUERFANO	RE-1			
Students With Disabilities	0	8	6	75.00%	6	75.00%
Limited English Proficient	0	0	0	n/a	0	n/a
Economically Disadvantaged	0	19	14	73.70%	14	73.70%
Migrant	0	0	0	n/a	0	n/a
Title1	0	0	0	n/a	0	n/a
Homeless	0	0	0	n/a	0	n/a
Gifted and Talented	0	0	0	n/a	0	n/a
District:	1400	LA	VETA			
Students With Disabilities	0	1	1	100.00%	1	100.00%
Limited English Proficient	0	0	0	n/a	0	n/a
Economically Disadvantaged	0	7	7	100.00%	7	100.00%
Migrant	0	0	0	n/a	0	n/a
Title1	0	0	0	n/a	0	n/a
Homeless	0	0	0	n/a	0	n/a
Gifted and Talented	0	0	0	n/a	0	n/a
COUNTY	29	JACKSON				
District:	1410	NORTH	PARK			
Students With Disabilities	0	1	1	100.00%	1	100.00%
Limited English Proficient	0	0	0	n/a	0	n/a
Economically Disadvantaged	0	4	4	100.00%	4	100.00%
Migrant	0	0	0	n/a	0	n/a
Title1	0	0	0	n/a	0	n/a
Homeless	0	0	0	n/a	0	n/a
Gifted and Talented	0	0	0	n/a	0	n/a
COUNTY	30	JEFFERSON				
District:	1420	JEFFERSON	COUNTY			
Students With Disabilities	10	618	388	62.80%	393	63.60%
Limited English Proficient	1	58	25	43.10%	25	43.10%
Economically Disadvantaged	0	722	586	81.20%	587	81.30%
Migrant	0	8	7	87.50%	7	87.50%




8/29/2006 Colorado Department of Education
 2004-2005 Student End of Year
 STATE GRADUATION RATE BY DISTRICT AND IPST CATEGORY

	GRADUATION BASE ADJUSTMENTS	FINAL GRADUATION BASE	GRADUATES	GRADUATION RATE	COMPLETERS	COMPLETION RATE
Title1	0	1	1	100.00%	1	100.00%
Homeless	0	22	7	31.80%	7	31.80%
Gifted and Talented	0	154	153	99.40%	153	99.40%
COUNTY	31	KIOWA				
District:	1430	EADS	RE-1			
Students With Disabilities	0	3	3	100.00%	3	100.00%
Limited English Proficient	0	1	1	100.00%	1	100.00%
Economically Disadvantaged	0	6	6	100.00%	6	100.00%
Migrant	0	0	0	n/a	0	n/a
Title1	0	0	0	n/a	0	n/a
Homeless	0	0	0	n/a	0	n/a
Gifted and Talented	0	2	2	100.00%	2	100.00%
District:	1440	PLAINVIEW	RE-2			
Students With Disabilities	0	0	0	n/a	0	n/a
Limited English Proficient	0	0	0	n/a	0	n/a
Economically Disadvantaged	0	0	0	n/a	0	n/a
Migrant	0	0	0	n/a	0	n/a
Title1	0	0	0	n/a	0	n/a
Homeless	0	0	0	n/a	0	n/a
Gifted and Talented	0	1	1	100.00%	1	100.00%
COUNTY	32	KIT	CARSON			
District:	1450	ARRIBA-FLAGL	C-20			
Students With Disabilities	0	1	1	100.00%	1	100.00%
Limited English Proficient	0	0	0	n/a	0	n/a
Economically Disadvantaged	0	4	3	75.00%	3	75.00%
Migrant	0	0	0	n/a	0	n/a
Title1	0	0	0	n/a	0	n/a
Homeless	0	0	0	n/a	0	n/a
Gifted and Talented	0	0	0	n/a	0	n/a
District:	1460	HI-PLAINS	R-23			
Students With Disabilities	0	1	1	100.00%	1	100.00%



8/29/2006 Colorado Department of Education
 2004-2005 Student End of Year
 STATE GRADUATION RATE BY DISTRICT AND IPST CATEGORY

	GRADUATION BASE ADJUSTMENTS	FINAL GRADUATION BASE	GRADUATES	GRADUATION RATE	COMPLETERS	COMPLETION RATE
Limited English Proficient	0	0	0	n/a	0	n/a
Economically Disadvantaged	0	4	4	100.00%	4	100.00%
Migrant	0	0	0	n/a	0	n/a
Title1	0	0	0	n/a	0	n/a
Homeless	0	0	0	n/a	0	n/a
Gifted and Talented	0	4	4	100.00%	4	100.00%
District:	1480	STRATTON	R-4			
Students With Disabilities	0	1	1	100.00%	1	100.00%
Limited English Proficient	0	0	0	n/a	0	n/a
Economically Disadvantaged	0	10	10	100.00%	10	100.00%
Migrant	0	0	0	n/a	0	n/a
Title1	0	20	20	100.00%	20	100.00%
Homeless	0	0	0	n/a	0	n/a
Gifted and Talented	0	4	4	100.00%	4	100.00%
District:	1490	BETHUNE	R-5			
Students With Disabilities	0	1	1	100.00%	1	100.00%
Limited English Proficient	0	1	1	100.00%	1	100.00%
Economically Disadvantaged	0	7	7	100.00%	7	100.00%
Migrant	0	1	1	100.00%	1	100.00%
Title1	0	0	0	n/a	0	n/a
Homeless	0	0	0	n/a	0	n/a
Gifted and Talented	0	4	4	100.00%	4	100.00%
District:	1500	BURLINGTON	RE-6J			
Students With Disabilities	0	6	5	83.30%	5	83.30%
Limited English Proficient	0	6	4	66.70%	4	66.70%
Economically Disadvantaged	0	17	13	76.50%	13	76.50%
Migrant	0	7	6	85.70%	6	85.70%
Title1	0	0	0	n/a	0	n/a
Homeless	0	0	0	n/a	0	n/a
Gifted and Talented	0	0	0	n/a	0	n/a
COUNTY	33	LAKE				




8/29/2006 Colorado Department of Education

2004-2005 Student End of Year

STATE GRADUATION RATE BY DISTRICT AND IPST CATEGORY

	GRADUATION BASE ADJUSTMENTS	FINAL GRADUATION BASE	GRADUATES	GRADUATION RATE	COMPLETERS	COMPLETION RATE
District:	1510	LAKE	COUNTY	R-1		
Students With Disabilities		0	7	5	71.40%	5
Limited English Proficient		1	4	2	50.00%	2
Economically Disadvantaged		0	27	19	70.40%	19
Migrant		0	1	0	0.00%	0
Title1		0	0	0	n/a	0
Homeless		0	0	0	n/a	0
Gifted and Talented		0	10	10	100.00%	10
COUNTY	34	LA	PLATA			
District:	1520	DURANGO	9-R			
Students With Disabilities		1	27	18	66.70%	23
Limited English Proficient		0	3	3	100.00%	3
Economically Disadvantaged		0	36	29	80.60%	33
Migrant		0	0	0	n/a	0
Title1		0	0	0	n/a	0
Homeless		0	1	0	0.00%	0
Gifted and Talented		1	56	54	96.40%	56
District:	1530	BAYFIELD		JT-R		
Students With Disabilities		0	5	5	100.00%	5
Limited English Proficient		0	0	0	n/a	0
Economically Disadvantaged		0	4	4	100.00%	4
Migrant		0	0	0	n/a	0
Title1		0	0	0	n/a	0
Homeless		0	0	0	n/a	0
Gifted and Talented		0	0	0	n/a	0
District:	1540	IGNACIO		JT		
Students With Disabilities		0	9	7	77.80%	7
Limited English Proficient		0	1	1	100.00%	1
Economically Disadvantaged		0	19	15	78.90%	15
Migrant		0	0	0	n/a	0
Title1		0	0	0	n/a	0




8/29/2006 Colorado Department of Education

2004-2005 Student End of Year

STATE GRADUATION RATE BY DISTRICT AND IPST CATEGORY

	GRADUATION BASE ADJUSTMENTS	FINAL GRADUATION BASE	GRADUATES	GRADUATION RATE	COMPLETERS	COMPLETION RATE
Homeless	0	0	0	n/a	0	n/a
Gifted and Talented	0	4	4	100.00%	4	100.00%
COUNTY	35	LARIMER				
District:	1550	POUDRE	R-1			
Students With Disabilities	8	176	133	75.60%	138	78.40%
Limited English Proficient	4	83	71	85.50%	72	86.70%
Economically Disadvantaged	17	246	181	73.60%	184	74.80%
Migrant	0	0	0	n/a	0	n/a
Title1	0	0	0	n/a	0	n/a
Homeless	1	42	30	71.40%	30	71.40%
Gifted and Talented	0	182	182	100.00%	182	100.00%
District:	1560	THOMPSON	R-2J			
Students With Disabilities	2	106	84	79.20%	84	79.20%
Limited English Proficient	1	13	11	84.60%	11	84.60%
Economically Disadvantaged	1	185	171	92.40%	171	92.40%
Migrant	1	3	1	33.30%	1	33.30%
Title1	0	0	0	n/a	0	n/a
Homeless	0	24	20	83.30%	20	83.30%
Gifted and Talented	1	138	135	97.80%	135	97.80%
District:	1570	PARK	(ESTES PARK) R-3			
Students With Disabilities	0	7	6	85.70%	6	85.70%
Limited English Proficient	0	5	5	100.00%	5	100.00%
Economically Disadvantaged	0	16	15	93.80%	15	93.80%
Migrant	0	1	1	100.00%	1	100.00%
Title1	0	0	0	n/a	0	n/a
Homeless	0	5	5	100.00%	5	100.00%
Gifted and Talented	0	0	0	n/a	0	n/a
COUNTY	36	LAS ANIMAS				
District:	1580	TRINIDAD	1			
Students With Disabilities	0	13	8	61.50%	8	61.50%
Limited English Proficient	0	0	0	n/a	0	n/a




8/29/2006 Colorado Department of Education

2004-2005 Student End of Year

STATE GRADUATION RATE BY DISTRICT AND IPST CATEGORY

	GRADUATION BASE ADJUSTMENTS	FINAL GRADUATION BASE	GRADUATES	GRADUATION RATE	COMPLETERS	COMPLETION RATE	
Economically Disadvantaged		2	83	73	88.00%	73	88.00%
Migrant		0	0	0	n/a	0	n/a
Title1		0	0	0	n/a	0	n/a
Homeless		0	0	0	n/a	0	n/a
Gifted and Talented		0	0	0	n/a	0	n/a
District:	1590	PRIMERO	REORGANIZE		2		
Students With Disabilities		0	2	2	100.00%	2	100.00%
Limited English Proficient		0	0	0	n/a	0	n/a
Economically Disadvantaged		0	8	8	100.00%	8	100.00%
Migrant		0	0	0	n/a	0	n/a
Title1		0	0	0	n/a	0	n/a
Homeless		0	0	0	n/a	0	n/a
Gifted and Talented		0	0	0	n/a	0	n/a
District:	1600	HOEHNE	REORGANIZE		3		
Students With Disabilities		0	2	1	50.00%	1	50.00%
Limited English Proficient		0	0	0	n/a	0	n/a
Economically Disadvantaged		0	8	7	87.50%	7	87.50%
Migrant		0	0	0	n/a	0	n/a
Title1		0	0	0	n/a	0	n/a
Homeless		0	0	0	n/a	0	n/a
Gifted and Talented		0	0	0	n/a	0	n/a
District:	1620	AGUILAR	REORGANIZE		6		
Students With Disabilities		1	1	1	100.00%	1	100.00%
Limited English Proficient		0	1	1	100.00%	1	100.00%
Economically Disadvantaged		1	7	7	100.00%	7	100.00%
Migrant		0	0	0	n/a	0	n/a
Title1		0	0	0	n/a	0	n/a
Homeless		0	0	0	n/a	0	n/a
Gifted and Talented		0	0	0	n/a	0	n/a
District:	1750	BRANSON	REORGANIZE		82		
Students With Disabilities		0	9	2	22.20%	2	22.20%



8/29/2006 Colorado Department of Education

2004-2005 Student End of Year

STATE GRADUATION RATE BY DISTRICT AND IPST CATEGORY

	GRADUATION BASE ADJUSTMENTS	FINAL GRADUATION BASE	GRADUATES	GRADUATION RATE	COMPLETERS	COMPLETION RATE
Limited English Proficient	0	0	0	n/a	0	n/a
Economically Disadvantaged	0	3	3	100.00%	3	100.00%
Migrant	0	0	0	n/a	0	n/a
Title1	0	0	0	n/a	0	n/a
Homeless	0	0	0	n/a	0	n/a
Gifted and Talented	0	0	0	n/a	0	n/a
District:	1760	KIM	REORGANIZE	88		
Students With Disabilities	0	1	1	100.00%	1	100.00%
Limited English Proficient	0	0	0	n/a	0	n/a
Economically Disadvantaged	0	3	3	100.00%	3	100.00%
Migrant	0	0	0	n/a	0	n/a
Title1	0	4	4	100.00%	4	100.00%
Homeless	0	0	0	n/a	0	n/a
Gifted and Talented	0	1	1	100.00%	1	100.00%
COUNTY	37	LINCOLN				
District:	1780	GENOA-HUGO C113				
Students With Disabilities	0	5	3	60.00%	4	80.00%
Limited English Proficient	0	0	0	n/a	0	n/a
Economically Disadvantaged	0	7	6	85.70%	6	85.70%
Migrant	0	0	0	n/a	0	n/a
Title1	0	0	0	n/a	0	n/a
Homeless	0	0	0	n/a	0	n/a
Gifted and Talented	0	0	0	n/a	0	n/a
District:	1790	LIMON	RE-4J			
Students With Disabilities	0	5	5	100.00%	5	100.00%
Limited English Proficient	0	0	0	n/a	0	n/a
Economically Disadvantaged	1	9	9	100.00%	9	100.00%
Migrant	0	0	0	n/a	0	n/a
Title1	0	55	55	100.00%	55	100.00%
Homeless	0	0	0	n/a	0	n/a
Gifted and Talented	0	0	0	n/a	0	n/a




8/29/2006 Colorado Department of Education

2004-2005 Student End of Year

STATE GRADUATION RATE BY DISTRICT AND IPST CATEGORY

	GRADUATION BASE ADJUSTMENTS	FINAL GRADUATION BASE	GRADUATES	GRADUATION RATE	COMPLETERS	COMPLETION RATE
District:	1810	KARVAL	RE-23			
Students With Disabilities	0	1	0	0.00%	0	0.00%
Limited English Proficient	0	0	0	n/a	0	n/a
Economically Disadvantaged	0	5	5	100.00%	5	100.00%
Migrant	0	0	0	n/a	0	n/a
Title1	0	0	0	n/a	0	n/a
Homeless	0	0	0	n/a	0	n/a
Gifted and Talented	0	0	0	n/a	0	n/a
COUNTY	38	LOGAN				
District:	1828	VALLEY	RE-1			
Students With Disabilities	2	20	16	80.00%	16	80.00%
Limited English Proficient	0	6	6	100.00%	6	100.00%
Economically Disadvantaged	3	47	41	87.20%	41	87.20%
Migrant	0	0	0	n/a	0	n/a
Title1	0	1	1	100.00%	1	100.00%
Homeless	0	0	0	n/a	0	n/a
Gifted and Talented	0	0	0	n/a	0	n/a
District:	1850	FRENCHMAN	RE-3			
Students With Disabilities	0	1	1	100.00%	1	100.00%
Limited English Proficient	0	0	0	n/a	0	n/a
Economically Disadvantaged	0	7	7	100.00%	7	100.00%
Migrant	0	0	0	n/a	0	n/a
Title1	0	0	0	n/a	0	n/a
Homeless	0	0	0	n/a	0	n/a
Gifted and Talented	0	0	0	n/a	0	n/a
District:	1860	BUFFALO	RE-4			
Students With Disabilities	0	4	4	100.00%	4	100.00%
Limited English Proficient	0	0	0	n/a	0	n/a
Economically Disadvantaged	0	10	10	100.00%	10	100.00%
Migrant	0	0	0	n/a	0	n/a
Title1	0	0	0	n/a	0	n/a




8/29/2006 Colorado Department of Education

2004-2005 Student End of Year

STATE GRADUATION RATE BY DISTRICT AND IPST CATEGORY

	GRADUATION BASE ADJUSTMENTS	FINAL GRADUATION BASE	GRADUATES	GRADUATION RATE	COMPLETERS	COMPLETION RATE
Homeless	0	0	0	n/a	0	n/a
Gifted and Talented	0	0	0	n/a	0	n/a
District:	1870	PLATEAU	RE-5			
Students With Disabilities	0	1	1	100.00%	1	100.00%
Limited English Proficient	0	0	0	n/a	0	n/a
Economically Disadvantaged	0	9	9	100.00%	9	100.00%
Migrant	0	0	0	n/a	0	n/a
Title1	0	0	0	n/a	0	n/a
Homeless	0	0	0	n/a	0	n/a
Gifted and Talented	0	2	2	100.00%	2	100.00%
COUNTY	39	MESA				
District:	1980	DE	BEQUE	49JT		
Students With Disabilities	0	2	1	50.00%	1	50.00%
Limited English Proficient	0	0	0	n/a	0	n/a
Economically Disadvantaged	1	3	2	66.70%	2	66.70%
Migrant	0	0	0	n/a	0	n/a
Title1	0	0	0	n/a	0	n/a
Homeless	0	0	0	n/a	0	n/a
Gifted and Talented	0	0	0	n/a	0	n/a
District:	1990	PLATEAU	VALLEY	50		
Students With Disabilities	0	12	5	41.70%	9	75.00%
Limited English Proficient	0	1	1	100.00%	1	100.00%
Economically Disadvantaged	0	8	8	100.00%	8	100.00%
Migrant	0	0	0	n/a	0	n/a
Title1	0	0	0	n/a	0	n/a
Homeless	0	0	0	n/a	0	n/a
Gifted and Talented	0	0	0	n/a	0	n/a
District:	2000	MESA	COUNTY	VALLEY	51	
Students With Disabilities	10	154	104	67.50%	114	74.00%
Limited English Proficient	1	32	26	81.30%	26	81.30%
Economically Disadvantaged	19	394	315	79.90%	317	80.50%




8/29/2006 Colorado Department of Education

2004-2005 Student End of Year

STATE GRADUATION RATE BY DISTRICT AND IPST CATEGORY

	GRADUATION BASE ADJUSTMENTS	FINAL GRADUATION BASE	GRADUATES	GRADUATION RATE	COMPLETERS	COMPLETION RATE
Migrant	0	11	7	63.60%	7	63.60%
Title1	0	0	0	n/a	0	n/a
Homeless	1	17	13	76.50%	13	76.50%
Gifted and Talented	0	226	224	99.10%	224	99.10%
COUNTY	40	MINERAL				
District:	2010	CREEDE	CONSOLIDATI	1		
Students With Disabilities	0	0	0	n/a	0	n/a
Limited English Proficient	0	0	0	n/a	0	n/a
Economically Disadvantaged	0	3	3	100.00%	3	100.00%
Migrant	0	0	0	n/a	0	n/a
Title1	0	0	0	n/a	0	n/a
Homeless	0	0	0	n/a	0	n/a
Gifted and Talented	0	0	0	n/a	0	n/a
COUNTY	41	MOFFAT				
District:	2020	MOFFAT	COUNTY	RE:NO	1	
Students With Disabilities	0	21	20	95.20%	20	95.20%
Limited English Proficient	0	7	7	100.00%	7	100.00%
Economically Disadvantaged	1	29	27	93.10%	27	93.10%
Migrant	0	3	3	100.00%	3	100.00%
Title1	0	0	0	n/a	0	n/a
Homeless	0	0	0	n/a	0	n/a
Gifted and Talented	0	0	0	n/a	0	n/a
COUNTY	42	MONTEZUMA				
District:	2035	MONTEZUMA-(RE-1				
Students With Disabilities	2	24	21	87.50%	21	87.50%
Limited English Proficient	2	62	50	80.60%	52	83.90%
Economically Disadvantaged	7	94	59	62.80%	67	71.30%
Migrant	0	0	0	n/a	0	n/a
Title1	0	0	0	n/a	0	n/a
Homeless	0	0	0	n/a	0	n/a
Gifted and Talented	0	21	21	100.00%	21	100.00%




8/29/2006 Colorado Department of Education

2004-2005 Student End of Year


STATE GRADUATION RATE BY DISTRICT AND IPST CATEGORY

	GRADUATION BASE ADJUSTMENTS	FINAL GRADUATION BASE	GRADUATES	GRADUATION RATE	COMPLETERS	COMPLETION RATE
District:	2055	DOLORES	RE-4A			
Students With Disabilities	0	9	9	100.00%	9	100.00%
Limited English Proficient	0	0	0	n/a	0	n/a
Economically Disadvantaged	0	18	15	83.30%	15	83.30%
Migrant	0	0	0	n/a	0	n/a
Title1	0	0	0	n/a	0	n/a
Homeless	0	0	0	n/a	0	n/a
Gifted and Talented	0	0	0	n/a	0	n/a
District:	2070	MANCOS	RE-6			
Students With Disabilities	0	2	2	100.00%	2	100.00%
Limited English Proficient	0	1	1	100.00%	1	100.00%
Economically Disadvantaged	1	8	8	100.00%	8	100.00%
Migrant	0	0	0	n/a	0	n/a
Title1	0	0	0	n/a	0	n/a
Homeless	0	0	0	n/a	0	n/a
Gifted and Talented	0	2	2	100.00%	2	100.00%
COUNTY	43	MONTROSE				
District:	2180	MONTROSE	COUNTY	RE-1J		
Students With Disabilities	4	41	31	75.60%	31	75.60%
Limited English Proficient	1	13	10	76.90%	10	76.90%
Economically Disadvantaged	7	124	98	79.00%	100	80.60%
Migrant	0	7	5	71.40%	5	71.40%
Title1	0	14	12	85.70%	12	85.70%
Homeless	0	0	0	n/a	0	n/a
Gifted and Talented	0	27	27	100.00%	27	100.00%
District:	2190	WEST	END	RE-2		
Students With Disabilities	0	3	3	100.00%	3	100.00%
Limited English Proficient	0	0	0	n/a	0	n/a
Economically Disadvantaged	0	11	8	72.70%	8	72.70%
Migrant	0	0	0	n/a	0	n/a
Title1	0	0	0	n/a	0	n/a




8/29/2006 Colorado Department of Education
 2004-2005 Student End of Year
 STATE GRADUATION RATE BY DISTRICT AND IPST CATEGORY

	GRADUATION BASE ADJUSTMENTS	FINAL GRADUATION BASE	GRADUATES	GRADUATION RATE	COMPLETERS	COMPLETION RATE
Homeless	0	0	0	n/a	0	n/a
Gifted and Talented	0	0	0	n/a	0	n/a
COUNTY	44	MORGAN				
District:	2395	BRUSH	RE-2(J)			
Students With Disabilities	0	11	6	54.50%	6	54.50%
Limited English Proficient	0	3	2	66.70%	2	66.70%
Economically Disadvantaged	0	39	32	82.10%	32	82.10%
Migrant	0	2	1	50.00%	1	50.00%
Title1	0	0	0	n/a	0	n/a
Homeless	0	0	0	n/a	0	n/a
Gifted and Talented	0	5	5	100.00%	5	100.00%
District:	2405	FORT	MORGAN	RE-3		
Students With Disabilities	1	22	16	72.70%	20	90.90%
Limited English Proficient	0	11	7	63.60%	8	72.70%
Economically Disadvantaged	2	89	54	60.70%	70	78.70%
Migrant	0	7	6	85.70%	6	85.70%
Title1	0	0	0	n/a	0	n/a
Homeless	0	1	1	100.00%	1	100.00%
Gifted and Talented	0	25	23	92.00%	23	92.00%
District:	2505	WELDON	VALLEY	RE-20(J)		
Students With Disabilities	0	1	1	100.00%	1	100.00%
Limited English Proficient	0	0	0	n/a	0	n/a
Economically Disadvantaged	0	4	3	75.00%	3	75.00%
Migrant	0	0	0	n/a	0	n/a
Title1	0	0	0	n/a	0	n/a
Homeless	0	0	0	n/a	0	n/a
Gifted and Talented	0	5	4	80.00%	4	80.00%
District:	2515	WIGGINS	RE-50(J)			
Students With Disabilities	0	0	0	n/a	0	n/a
Limited English Proficient	0	0	0	n/a	0	n/a
Economically Disadvantaged	0	12	10	83.30%	11	91.70%




8/29/2006 Colorado Department of Education
 2004-2005 Student End of Year
 STATE GRADUATION RATE BY DISTRICT AND IPST CATEGORY

	GRADUATION BASE ADJUSTMENTS	FINAL GRADUATION BASE	GRADUATES	GRADUATION RATE	COMPLETERS	COMPLETION RATE	
Migrant		0	0	0	n/a	0	n/a
Title1		0	1	1	100.00%	1	100.00%
Homeless		0	0	0	n/a	0	n/a
Gifted and Talented		0	0	0	n/a	0	n/a
COUNTY	45	OTERO					
District:	2520	EAST	OTERO		R-1		
Students With Disabilities		0	17	13	76.50%	13	76.50%
Limited English Proficient		0	0	0	n/a	0	n/a
Economically Disadvantaged		5	58	45	77.60%	45	77.60%
Migrant		0	1	1	100.00%	1	100.00%
Title1		0	0	0	n/a	0	n/a
Homeless		0	0	0	n/a	0	n/a
Gifted and Talented		0	14	14	100.00%	14	100.00%
District:	2530	ROCKY	FORD		R-2		
Students With Disabilities		0	4	3	75.00%	3	75.00%
Limited English Proficient		1	7	6	85.70%	6	85.70%
Economically Disadvantaged		1	25	23	92.00%	23	92.00%
Migrant		1	2	2	100.00%	2	100.00%
Title1		0	0	0	n/a	0	n/a
Homeless		0	0	0	n/a	0	n/a
Gifted and Talented		0	0	0	n/a	0	n/a
District:	2535	MANZANOLA	3J				
Students With Disabilities		0	0	0	n/a	0	n/a
Limited English Proficient		0	1	1	100.00%	1	100.00%
Economically Disadvantaged		0	8	8	100.00%	8	100.00%
Migrant		0	1	1	100.00%	1	100.00%
Title1		0	0	0	n/a	0	n/a
Homeless		0	0	0	n/a	0	n/a
Gifted and Talented		0	0	0	n/a	0	n/a
District:	2540	FOWLER	R-4J				
Students With Disabilities		0	2	2	100.00%	2	100.00%



8/29/2006 Colorado Department of Education
 2004-2005 Student End of Year
 STATE GRADUATION RATE BY DISTRICT AND IPST CATEGORY

	GRADUATION BASE ADJUSTMENTS	FINAL GRADUATION BASE	GRADUATES	GRADUATION RATE	COMPLETERS	COMPLETION RATE
Limited English Proficient	0	1	0	0.00%	0	0.00%
Economically Disadvantaged	0	14	8	57.10%	8	57.10%
Migrant	0	0	0	n/a	0	n/a
Title1	0	0	0	n/a	0	n/a
Homeless	0	0	0	n/a	0	n/a
Gifted and Talented	0	0	0	n/a	0	n/a
District:	2560	CHERAW	31			
Students With Disabilities	0	2	2	100.00%	2	100.00%
Limited English Proficient	0	0	0	n/a	0	n/a
Economically Disadvantaged	0	2	2	100.00%	2	100.00%
Migrant	0	0	0	n/a	0	n/a
Title1	0	0	0	n/a	0	n/a
Homeless	0	0	0	n/a	0	n/a
Gifted and Talented	0	0	0	n/a	0	n/a
District:	2570	SWINK	33			
Students With Disabilities	0	2	1	50.00%	1	50.00%
Limited English Proficient	0	0	0	n/a	0	n/a
Economically Disadvantaged	0	5	4	80.00%	4	80.00%
Migrant	0	0	0	n/a	0	n/a
Title1	0	0	0	n/a	0	n/a
Homeless	0	0	0	n/a	0	n/a
Gifted and Talented	0	0	0	n/a	0	n/a
COUNTY	46	OURAY				
District:	2580	OURAY	R-1			
Students With Disabilities	0	3	3	100.00%	3	100.00%
Limited English Proficient	0	0	0	n/a	0	n/a
Economically Disadvantaged	0	4	4	100.00%	4	100.00%
Migrant	0	0	0	n/a	0	n/a
Title1	0	0	0	n/a	0	n/a
Homeless	0	0	0	n/a	0	n/a
Gifted and Talented	0	0	0	n/a	0	n/a




8/29/2006 Colorado Department of Education

2004-2005 Student End of Year


STATE GRADUATION RATE BY DISTRICT AND IPST CATEGORY

	GRADUATION BASE ADJUSTMENTS	FINAL GRADUATION BASE	GRADUATES	GRADUATION RATE	COMPLETERS	COMPLETION RATE
District:	2590	RIDGWAY	R-2			
Students With Disabilities	0	1	1	100.00%	1	100.00%
Limited English Proficient	0	0	0	n/a	0	n/a
Economically Disadvantaged	0	1	1	100.00%	1	100.00%
Migrant	0	0	0	n/a	0	n/a
Title1	0	0	0	n/a	0	n/a
Homeless	0	0	0	n/a	0	n/a
Gifted and Talented	0	0	0	n/a	0	n/a
COUNTY	47	PARK				
District:	2600	PLATTE	CANYON	1		
Students With Disabilities	0	12	8	66.70%	8	66.70%
Limited English Proficient	0	0	0	n/a	0	n/a
Economically Disadvantaged	0	17	16	94.10%	16	94.10%
Migrant	0	0	0	n/a	0	n/a
Title1	0	0	0	n/a	0	n/a
Homeless	0	0	0	n/a	0	n/a
Gifted and Talented	0	13	13	100.00%	13	100.00%
District:	2610	PARK	COUNTY	RE-2		
Students With Disabilities	0	2	2	100.00%	2	100.00%
Limited English Proficient	0	0	0	n/a	0	n/a
Economically Disadvantaged	0	2	2	100.00%	2	100.00%
Migrant	0	0	0	n/a	0	n/a
Title1	0	0	0	n/a	0	n/a
Homeless	0	0	0	n/a	0	n/a
Gifted and Talented	0	1	1	100.00%	1	100.00%
COUNTY	48	PHILLIPS				
District:	2620	HOLYOKE	RE-1J			
Students With Disabilities	0	4	4	100.00%	4	100.00%
Limited English Proficient	0	4	4	100.00%	4	100.00%
Economically Disadvantaged	0	10	10	100.00%	10	100.00%
Migrant	0	1	1	100.00%	1	100.00%




8/29/2006 Colorado Department of Education
 2004-2005 Student End of Year
 STATE GRADUATION RATE BY DISTRICT AND IPST CATEGORY

	GRADUATION BASE ADJUSTMENTS	FINAL GRADUATION BASE	GRADUATES	GRADUATION RATE	COMPLETERS	COMPLETION RATE
Title1		0	0	0	n/a	0 n/a
Homeless		0	0	0	n/a	0 n/a
Gifted and Talented		0	7	7	100.00%	7 100.00%
District:	2630	HAXTUN	RE-2J			
Students With Disabilities		0	3	3	100.00%	3 100.00%
Limited English Proficient		0	0	0	n/a	0 n/a
Economically Disadvantaged		0	6	6	100.00%	6 100.00%
Migrant		0	0	0	n/a	0 n/a
Title1		0	0	0	n/a	0 n/a
Homeless		0	0	0	n/a	0 n/a
Gifted and Talented		0	0	0	n/a	0 n/a
COUNTY	49	PITKIN				
District:	2640	ASPEN		1		
Students With Disabilities		0	7	7	100.00%	7 100.00%
Limited English Proficient		0	9	4	44.40%	4 44.40%
Economically Disadvantaged		0	1	1	100.00%	1 100.00%
Migrant		0	0	0	n/a	0 n/a
Title1		0	0	0	n/a	0 n/a
Homeless		0	0	0	n/a	0 n/a
Gifted and Talented		0	0	0	n/a	0 n/a
COUNTY	50	PROWERS				
District:	2650	GRANADA	RE-1			
Students With Disabilities		0	0	0	n/a	0 n/a
Limited English Proficient		0	0	0	n/a	0 n/a
Economically Disadvantaged		0	5	5	100.00%	5 100.00%
Migrant		0	0	0	n/a	0 n/a
Title1		0	0	0	n/a	0 n/a
Homeless		0	0	0	n/a	0 n/a
Gifted and Talented		0	2	2	100.00%	2 100.00%
District:	2660	LAMAR	RE-2			
Students With Disabilities		1	10	4	40.00%	4 40.00%



8/29/2006 Colorado Department of Education
 2004-2005 Student End of Year
 STATE GRADUATION RATE BY DISTRICT AND IPST CATEGORY

	GRADUATION BASE ADJUSTMENTS	FINAL GRADUATION BASE	GRADUATES	GRADUATION RATE	COMPLETERS	COMPLETION RATE
Limited English Proficient	1	7	4	57.10%	4	57.10%
Economically Disadvantaged	6	38	21	55.30%	21	55.30%
Migrant	0	3	3	100.00%	3	100.00%
Title1	0	0	0	n/a	0	n/a
Homeless	1	3	2	66.70%	2	66.70%
Gifted and Talented	0	40	40	100.00%	40	100.00%
District:	2670	HOLLY	RE-3			
Students With Disabilities	0	3	3	100.00%	3	100.00%
Limited English Proficient	0	2	2	100.00%	2	100.00%
Economically Disadvantaged	0	15	14	93.30%	15	100.00%
Migrant	0	0	0	n/a	0	n/a
Title1	0	0	0	n/a	0	n/a
Homeless	0	0	0	n/a	0	n/a
Gifted and Talented	0	8	8	100.00%	8	100.00%
District:	2680	WILEY	RE-13	JT		
Students With Disabilities	0	0	0	n/a	0	n/a
Limited English Proficient	0	0	0	n/a	0	n/a
Economically Disadvantaged	0	15	15	100.00%	15	100.00%
Migrant	0	0	0	n/a	0	n/a
Title1	0	0	0	n/a	0	n/a
Homeless	0	0	0	n/a	0	n/a
Gifted and Talented	0	8	8	100.00%	8	100.00%
COUNTY	51	PUEBLO				
District:	2690	PUEBLO	CITY	60		
Students With Disabilities	5	103	88	85.40%	88	85.40%
Limited English Proficient	2	34	27	79.40%	27	79.40%
Economically Disadvantaged	28	388	326	84.00%	326	84.00%
Migrant	0	3	3	100.00%	3	100.00%
Title1	6	34	10	29.40%	10	29.40%
Homeless	2	17	16	94.10%	16	94.10%
Gifted and Talented	0	16	16	100.00%	16	100.00%




8/29/2006 Colorado Department of Education

2004-2005 Student End of Year

STATE GRADUATION RATE BY DISTRICT AND IPST CATEGORY

	GRADUATION BASE ADJUSTMENTS	FINAL GRADUATION BASE	GRADUATES	GRADUATION RATE	COMPLETERS	COMPLETION RATE	
District:	2700	PUEBLO	COUNTY	RURAL	70		
Students With Disabilities		4	38	31	81.60%	31	81.60%
Limited English Proficient		1	9	5	55.60%	6	66.70%
Economically Disadvantaged		4	94	80	85.10%	82	87.20%
Migrant		0	2	2	100.00%	2	100.00%
Title1		0	1	1	100.00%	1	100.00%
Homeless		0	0	0	n/a	0	n/a
Gifted and Talented		0	48	48	100.00%	48	100.00%
COUNTY	52	RIO	BLANCO				
District:	2710	MEEKER	RE1				
Students With Disabilities		0	11	10	90.90%	10	90.90%
Limited English Proficient		0	0	0	n/a	0	n/a
Economically Disadvantaged		0	13	11	84.60%	11	84.60%
Migrant		0	0	0	n/a	0	n/a
Title1		0	0	0	n/a	0	n/a
Homeless		0	0	0	n/a	0	n/a
Gifted and Talented		0	21	21	100.00%	21	100.00%
District:	2720	RANGELY	RE-4				
Students With Disabilities		0	4	2	50.00%	2	50.00%
Limited English Proficient		0	0	0	n/a	0	n/a
Economically Disadvantaged		0	4	2	50.00%	2	50.00%
Migrant		0	0	0	n/a	0	n/a
Title1		0	0	0	n/a	0	n/a
Homeless		0	0	0	n/a	0	n/a
Gifted and Talented		0	0	0	n/a	0	n/a
COUNTY	53	RIO	GRANDE				
District:	2730	DEL	NORTE	C-7			
Students With Disabilities		0	7	4	57.10%	4	57.10%
Limited English Proficient		0	0	0	n/a	0	n/a
Economically Disadvantaged		0	24	22	91.70%	22	91.70%
Migrant		0	0	0	n/a	0	n/a




8/29/2006 Colorado Department of Education
 2004-2005 Student End of Year
 STATE GRADUATION RATE BY DISTRICT AND IPST CATEGORY

	GRADUATION BASE ADJUSTMENTS	FINAL GRADUATION BASE	GRADUATES	GRADUATION RATE	COMPLETERS	COMPLETION RATE
Title1	0	48	47	97.90%	47	97.90%
Homeless	0	0	0	n/a	0	n/a
Gifted and Talented	0	0	0	n/a	0	n/a
District:	2740	MONTE	VISTA	C-8		
Students With Disabilities	1	4	3	75.00%	3	75.00%
Limited English Proficient	0	4	1	25.00%	1	25.00%
Economically Disadvantaged	2	47	34	72.30%	40	85.10%
Migrant	0	0	0	n/a	0	n/a
Title1	0	0	0	n/a	0	n/a
Homeless	0	0	0	n/a	0	n/a
Gifted and Talented	0	0	0	n/a	0	n/a
District:	2750	SARGENT	RE-33J			
Students With Disabilities	0	2	1	50.00%	1	50.00%
Limited English Proficient	0	0	0	n/a	0	n/a
Economically Disadvantaged	0	8	7	87.50%	7	87.50%
Migrant	0	0	0	n/a	0	n/a
Title1	0	0	0	n/a	0	n/a
Homeless	0	0	0	n/a	0	n/a
Gifted and Talented	0	0	0	n/a	0	n/a
COUNTY	54	ROUTT				
District:	2760	HAYDEN	RE-1			
Students With Disabilities	0	5	3	60.00%	4	80.00%
Limited English Proficient	0	0	0	n/a	0	n/a
Economically Disadvantaged	0	6	6	100.00%	6	100.00%
Migrant	0	0	0	n/a	0	n/a
Title1	0	0	0	n/a	0	n/a
Homeless	0	0	0	n/a	0	n/a
Gifted and Talented	0	0	0	n/a	0	n/a
District:	2770	STEAMBOAT	SPRINGS	RE-2		
Students With Disabilities	0	20	15	75.00%	16	80.00%
Limited English Proficient	0	1	1	100.00%	1	100.00%



8/29/2006 Colorado Department of Education
 2004-2005 Student End of Year
 STATE GRADUATION RATE BY DISTRICT AND IPST CATEGORY

	GRADUATION BASE ADJUSTMENTS	FINAL GRADUATION BASE	GRADUATES	GRADUATION RATE	COMPLETERS	COMPLETION RATE
Economically Disadvantaged	0	2	2	100.00%	2	100.00%
Migrant	0	0	0	n/a	0	n/a
Title1	0	0	0	n/a	0	n/a
Homeless	0	0	0	n/a	0	n/a
Gifted and Talented	0	0	0	n/a	0	n/a
District:	2780	SOUTH	ROUTT	RE	3	
Students With Disabilities	1	2	1	50.00%	2	100.00%
Limited English Proficient	0	0	0	n/a	0	n/a
Economically Disadvantaged	1	6	6	100.00%	6	100.00%
Migrant	0	0	0	n/a	0	n/a
Title1	0	0	0	n/a	0	n/a
Homeless	0	0	0	n/a	0	n/a
Gifted and Talented	0	0	0	n/a	0	n/a
COUNTY	55	SAGUACHE	VALLEY	RE	1	
District:	2790	MOUNTAIN				
Students With Disabilities	0	0	0	n/a	0	n/a
Limited English Proficient	0	0	0	n/a	0	n/a
Economically Disadvantaged	0	6	5	83.30%	5	83.30%
Migrant	0	0	0	n/a	0	n/a
Title1	0	0	0	n/a	0	n/a
Homeless	0	0	0	n/a	0	n/a
Gifted and Talented	0	0	0	n/a	0	n/a
District:	2800	MOFFAT			2	
Students With Disabilities	0	0	0	n/a	0	n/a
Limited English Proficient	0	2	2	100.00%	2	100.00%
Economically Disadvantaged	0	6	6	100.00%	6	100.00%
Migrant	0	0	0	n/a	0	n/a
Title1	0	1	1	100.00%	1	100.00%
Homeless	0	0	0	n/a	0	n/a
Gifted and Talented	0	4	4	100.00%	4	100.00%
District:	2810	CENTER		JT	26	




8/29/2006 Colorado Department of Education

2004-2005 Student End of Year


STATE GRADUATION RATE BY DISTRICT AND IPST CATEGORY

	GRADUATION BASE ADJUSTMENTS	FINAL GRADUATION BASE	GRADUATES	GRADUATION RATE	COMPLETERS	COMPLETION RATE
Students With Disabilities	0	3	2	66.70%	2	66.70%
Limited English Proficient	1	9	7	77.80%	7	77.80%
Economically Disadvantaged	2	42	32	76.20%	32	76.20%
Migrant	1	7	5	71.40%	5	71.40%
Title1	0	0	0	n/a	0	n/a
Homeless	0	0	0	n/a	0	n/a
Gifted and Talented	0	9	9	100.00%	9	100.00%
COUNTY	56	SAN	JUAN			
District:	2820	SILVERTON				
Students With Disabilities	0	0	0	n/a	0	n/a
Limited English Proficient	0	1	1	100.00%	1	100.00%
Economically Disadvantaged	0	1	1	100.00%	1	100.00%
Migrant	0	0	0	n/a	0	n/a
Title1	0	0	0	n/a	0	n/a
Homeless	0	0	0	n/a	0	n/a
Gifted and Talented	0	1	1	100.00%	1	100.00%
COUNTY	57	SAN	MIGUEL			
District:	2830	TELLURIDE	R-1			
Students With Disabilities	0	3	2	66.70%	2	66.70%
Limited English Proficient	0	0	0	n/a	0	n/a
Economically Disadvantaged	0	4	2	50.00%	2	50.00%
Migrant	0	0	0	n/a	0	n/a
Title1	0	0	0	n/a	0	n/a
Homeless	0	0	0	n/a	0	n/a
Gifted and Talented	0	2	2	100.00%	2	100.00%
District:	2840	NORWOOD	R-2J			
Students With Disabilities	0	2	0	0.00%	0	0.00%
Limited English Proficient	0	0	0	n/a	0	n/a
Economically Disadvantaged	0	7	5	71.40%	5	71.40%
Migrant	0	0	0	n/a	0	n/a
Title1	0	0	0	n/a	0	n/a




8/29/2006 Colorado Department of Education
 2004-2005 Student End of Year
 STATE GRADUATION RATE BY DISTRICT AND IPST CATEGORY

	GRADUATION BASE ADJUSTMENTS	FINAL GRADUATION BASE	GRADUATES	GRADUATION RATE	COMPLETERS	COMPLETION RATE
Homeless	0	0	0	n/a	0	n/a
Gifted and Talented	0	0	0	n/a	0	n/a
COUNTY	58	SEDGWICK				
District:	2862	JULESBURG	RE-1			
Students With Disabilities	0	1	0	0.00%	0	0.00%
Limited English Proficient	0	0	0	n/a	0	n/a
Economically Disadvantaged	0	3	2	66.70%	2	66.70%
Migrant	0	0	0	n/a	0	n/a
Title1	0	0	0	n/a	0	n/a
Homeless	0	0	0	n/a	0	n/a
Gifted and Talented	0	0	0	n/a	0	n/a
District:	2865	PLATTE	VALLEY	RE-3		
Students With Disabilities	0	1	0	0.00%	0	0.00%
Limited English Proficient	0	0	0	n/a	0	n/a
Economically Disadvantaged	0	7	5	71.40%	5	71.40%
Migrant	0	0	0	n/a	0	n/a
Title1	0	0	0	n/a	0	n/a
Homeless	0	0	0	n/a	0	n/a
Gifted and Talented	0	0	0	n/a	0	n/a
COUNTY	59	SUMMIT				
District:	3000	SUMMIT	RE-1			
Students With Disabilities	1	17	15	88.20%	15	88.20%
Limited English Proficient	1	16	12	75.00%	12	75.00%
Economically Disadvantaged	3	22	18	81.80%	18	81.80%
Migrant	0	1	1	100.00%	1	100.00%
Title1	0	0	0	n/a	0	n/a
Homeless	0	0	0	n/a	0	n/a
Gifted and Talented	0	0	0	n/a	0	n/a
COUNTY	60	TELLER				
District:	3010	CRIPPLE	CREEK-VICTO	RE-1		
Students With Disabilities	0	3	3	100.00%	3	100.00%



8/29/2006 Colorado Department of Education
 2004-2005 Student End of Year
 STATE GRADUATION RATE BY DISTRICT AND IPST CATEGORY

	GRADUATION BASE ADJUSTMENTS	FINAL GRADUATION BASE	GRADUATES	GRADUATION RATE	COMPLETERS	COMPLETION RATE
Limited English Proficient	0	0	0	n/a	0	n/a
Economically Disadvantaged	0	11	10	90.90%	10	90.90%
Migrant	0	0	0	n/a	0	n/a
Title1	0	0	0	n/a	0	n/a
Homeless	0	5	4	80.00%	4	80.00%
Gifted and Talented	0	0	0	n/a	0	n/a
District:	3020	WOODLAND	PARK	RE-2		
Students With Disabilities	2	24	17	70.80%	17	70.80%
Limited English Proficient	0	0	0	n/a	0	n/a
Economically Disadvantaged	0	9	9	100.00%	9	100.00%
Migrant	0	0	0	n/a	0	n/a
Title1	0	0	0	n/a	0	n/a
Homeless	0	0	0	n/a	0	n/a
Gifted and Talented	0	112	111	99.10%	111	99.10%
COUNTY	61	WASHINGTON				
District:	3030	AKRON	R-1			
Students With Disabilities	0	3	3	100.00%	3	100.00%
Limited English Proficient	0	0	0	n/a	0	n/a
Economically Disadvantaged	0	11	9	81.80%	9	81.80%
Migrant	0	0	0	n/a	0	n/a
Title1	0	0	0	n/a	0	n/a
Homeless	0	0	0	n/a	0	n/a
Gifted and Talented	0	5	5	100.00%	5	100.00%
District:	3040	ARICKAREE	R-2			
Students With Disabilities	0	2	2	100.00%	2	100.00%
Limited English Proficient	0	0	0	n/a	0	n/a
Economically Disadvantaged	0	2	2	100.00%	2	100.00%
Migrant	0	0	0	n/a	0	n/a
Title1	0	0	0	n/a	0	n/a
Homeless	0	0	0	n/a	0	n/a
Gifted and Talented	0	0	0	n/a	0	n/a




8/29/2006 Colorado Department of Education

2004-2005 Student End of Year

STATE GRADUATION RATE BY DISTRICT AND IPST CATEGORY

	GRADUATION BASE ADJUSTMENTS	FINAL GRADUATION BASE	GRADUATES	GRADUATION RATE	COMPLETERS	COMPLETION RATE
District:	3050	OTIS	R-3			
Students With Disabilities	1	0	0	n/a	0	n/a
Limited English Proficient	0	0	0	n/a	0	n/a
Economically Disadvantaged	1	2	2	100.00%	2	100.00%
Migrant	0	0	0	n/a	0	n/a
Title1	0	0	0	n/a	0	n/a
Homeless	0	0	0	n/a	0	n/a
Gifted and Talented	0	5	5	100.00%	5	100.00%
District:	3060	LONE	STAR	101		
Students With Disabilities	0	2	2	100.00%	2	100.00%
Limited English Proficient	0	0	0	n/a	0	n/a
Economically Disadvantaged	0	4	4	100.00%	4	100.00%
Migrant	0	0	0	n/a	0	n/a
Title1	0	0	0	n/a	0	n/a
Homeless	0	0	0	n/a	0	n/a
Gifted and Talented	0	5	5	100.00%	5	100.00%
District:	3070	WOODLIN	R-104			
Students With Disabilities	0	0	0	n/a	0	n/a
Limited English Proficient	0	0	0	n/a	0	n/a
Economically Disadvantaged	0	5	5	100.00%	5	100.00%
Migrant	0	1	1	100.00%	1	100.00%
Title1	0	12	12	100.00%	12	100.00%
Homeless	0	0	0	n/a	0	n/a
Gifted and Talented	0	0	0	n/a	0	n/a
COUNTY	62	WELD				
District:	3080	WELD	COUNTY	RE-1		
Students With Disabilities	0	19	17	89.50%	17	89.50%
Limited English Proficient	3	13	12	92.30%	12	92.30%
Economically Disadvantaged	3	46	43	93.50%	44	95.70%
Migrant	1	9	8	88.90%	8	88.90%
Title1	0	0	0	n/a	0	n/a




8/29/2006 Colorado Department of Education

2004-2005 Student End of Year

STATE GRADUATION RATE BY DISTRICT AND IPST CATEGORY

	GRADUATION BASE ADJUSTMENTS	FINAL GRADUATION BASE	GRADUATES	GRADUATION RATE	COMPLETERS	COMPLETION RATE
Homeless	0	0	0	n/a	0	n/a
Gifted and Talented	0	0	0	n/a	0	n/a
District:	3085	EATON	RE-2			
Students With Disabilities	1	3	3	100.00%	3	100.00%
Limited English Proficient	0	5	4	80.00%	5	100.00%
Economically Disadvantaged	0	17	14	82.40%	15	88.20%
Migrant	0	2	2	100.00%	2	100.00%
Title1	0	0	0	n/a	0	n/a
Homeless	0	0	0	n/a	0	n/a
Gifted and Talented	0	0	0	n/a	0	n/a
District:	3090	KEENESBURG	RE-3(J)			
Students With Disabilities	0	7	6	85.70%	6	85.70%
Limited English Proficient	0	6	5	83.30%	5	83.30%
Economically Disadvantaged	0	24	21	87.50%	21	87.50%
Migrant	0	3	3	100.00%	3	100.00%
Title1	0	0	0	n/a	0	n/a
Homeless	0	0	0	n/a	0	n/a
Gifted and Talented	0	7	7	100.00%	7	100.00%
District:	3100	WINDSOR	RE-4			
Students With Disabilities	0	16	11	68.80%	12	75.00%
Limited English Proficient	0	2	2	100.00%	2	100.00%
Economically Disadvantaged	0	11	5	45.50%	10	90.90%
Migrant	0	0	0	n/a	0	n/a
Title1	0	0	0	n/a	0	n/a
Homeless	0	0	0	n/a	0	n/a
Gifted and Talented	0	0	0	n/a	0	n/a
District:	3110	JOHNSTOWN-I	RE-5J			
Students With Disabilities	1	11	9	81.80%	9	81.80%
Limited English Proficient	1	25	24	96.00%	24	96.00%
Economically Disadvantaged	0	32	31	96.90%	31	96.90%
Migrant	0	1	1	100.00%	1	100.00%




8/29/2006 Colorado Department of Education

2004-2005 Student End of Year


STATE GRADUATION RATE BY DISTRICT AND IPST CATEGORY

	GRADUATION BASE ADJUSTMENTS	FINAL GRADUATION BASE	GRADUATES	GRADUATION RATE	COMPLETERS	COMPLETION RATE
Title1	0	0	0	n/a	0	n/a
Homeless	0	1	1	100.00%	1	100.00%
Gifted and Talented	0	0	0	n/a	0	n/a
District:	3120	GREELEY	6			
Students With Disabilities	2	130	90	69.20%	95	73.10%
Limited English Proficient	0	80	56	70.00%	56	70.00%
Economically Disadvantaged	12	274	206	75.20%	208	75.90%
Migrant	0	36	31	86.10%	31	86.10%
Title1	0	0	0	n/a	0	n/a
Homeless	0	1	0	0.00%	0	0.00%
Gifted and Talented	0	120	114	95.00%	114	95.00%
District:	3130	PLATTE VALLEY		RE-7		
Students With Disabilities	0	7	5	71.40%	5	71.40%
Limited English Proficient	0	2	2	100.00%	2	100.00%
Economically Disadvantaged	0	29	27	93.10%	27	93.10%
Migrant	0	0	0	n/a	0	n/a
Title1	0	0	0	n/a	0	n/a
Homeless	0	0	0	n/a	0	n/a
Gifted and Talented	0	0	0	n/a	0	n/a
District:	3140	WELD COUNTY		S/D RE-8		
Students With Disabilities	0	12	10	83.30%	10	83.30%
Limited English Proficient	0	28	21	75.00%	21	75.00%
Economically Disadvantaged	2	55	38	69.10%	43	78.20%
Migrant	0	16	11	68.80%	11	68.80%
Title1	0	0	0	n/a	0	n/a
Homeless	0	0	0	n/a	0	n/a
Gifted and Talented	0	51	50	98.00%	50	98.00%
District:	3145	AULT-HIGHLAND RE-9				
Students With Disabilities	0	6	5	83.30%	5	83.30%
Limited English Proficient	0	5	1	20.00%	1	20.00%
Economically Disadvantaged	0	25	20	80.00%	20	80.00%



8/29/2006 Colorado Department of Education
 2004-2005 Student End of Year
 STATE GRADUATION RATE BY DISTRICT AND IPST CATEGORY

	GRADUATION BASE ADJUSTMENTS	FINAL GRADUATION BASE	GRADUATES	GRADUATION RATE	COMPLETERS	COMPLETION RATE
Migrant	0	3	1	33.30%	1	33.30%
Title1	0	0	0	n/a	0	n/a
Homeless	0	0	0	n/a	0	n/a
Gifted and Talented	0	0	0	n/a	0	n/a
District:	3146	BRIGGS DALE RE-10				
Students With Disabilities	0	0	0	n/a	0	n/a
Limited English Proficient	0	0	0	n/a	0	n/a
Economically Disadvantaged	0	1	1	100.00%	1	100.00%
Migrant	0	0	0	n/a	0	n/a
Title1	0	0	0	n/a	0	n/a
Homeless	0	0	0	n/a	0	n/a
Gifted and Talented	0	0	0	n/a	0	n/a
District:	3147	PRAIRIE RE-11				
Students With Disabilities	0	2	1	50.00%	2	100.00%
Limited English Proficient	0	0	0	n/a	0	n/a
Economically Disadvantaged	0	6	6	100.00%	6	100.00%
Migrant	0	0	0	n/a	0	n/a
Title1	0	0	0	n/a	0	n/a
Homeless	0	0	0	n/a	0	n/a
Gifted and Talented	0	3	3	100.00%	3	100.00%
District:	3148	PAWNEE RE-12				
Students With Disabilities	0	1	1	100.00%	1	100.00%
Limited English Proficient	0	0	0	n/a	0	n/a
Economically Disadvantaged	0	3	3	100.00%	3	100.00%
Migrant	0	0	0	n/a	0	n/a
Title1	0	9	9	100.00%	9	100.00%
Homeless	0	0	0	n/a	0	n/a
Gifted and Talented	0	0	0	n/a	0	n/a
COUNTY	63	YUMA				
District:	3200	YUMA				
Students With Disabilities	1	7	6	85.70%	6	85.70%



8/29/2006 Colorado Department of Education
 2004-2005 Student End of Year
 STATE GRADUATION RATE BY DISTRICT AND IPST CATEGORY

	GRADUATION BASE ADJUSTMENTS	FINAL GRADUATION BASE	GRADUATES	GRADUATION RATE	COMPLETERS	COMPLETION RATE
Limited English Proficient	1	8	7	87.50%	7	87.50%
Economically Disadvantaged	1	16	13	81.30%	13	81.30%
Migrant	0	2	2	100.00%	2	100.00%
Title1	0	0	0	n/a	0	n/a
Homeless	0	1	1	100.00%	1	100.00%
Gifted and Talented	0	0	0	n/a	0	n/a
District:	3210	WRAY	RD-2			
Students With Disabilities	0	5	5	100.00%	5	100.00%
Limited English Proficient	0	2	0	0.00%	0	0.00%
Economically Disadvantaged	0	18	18	100.00%	18	100.00%
Migrant	0	0	0	n/a	0	n/a
Title1	0	0	0	n/a	0	n/a
Homeless	0	0	0	n/a	0	n/a
Gifted and Talented	0	0	0	n/a	0	n/a
District:	3220	IDALIA	RJ-3			
Students With Disabilities	0	0	0	n/a	0	n/a
Limited English Proficient	0	0	0	n/a	0	n/a
Economically Disadvantaged	0	1	1	100.00%	1	100.00%
Migrant	0	0	0	n/a	0	n/a
Title1	0	0	0	n/a	0	n/a
Homeless	0	0	0	n/a	0	n/a
Gifted and Talented	0	2	2	100.00%	2	100.00%
District:	3230	LIBERTY	J-4			
Students With Disabilities	0	2	2	100.00%	2	100.00%
Limited English Proficient	0	0	0	n/a	0	n/a
Economically Disadvantaged	0	3	3	100.00%	3	100.00%
Migrant	0	0	0	n/a	0	n/a
Title1	0	0	0	n/a	0	n/a
Homeless	0	0	0	n/a	0	n/a
Gifted and Talented	0	4	4	100.00%	4	100.00%
COUNTY	90	COLORADO	BOCS			




8/29/2006 Colorado Department of Education

2004-2005 Student End of Year

STATE GRADUATION RATE BY DISTRICT AND IPST CATEGORY

	GRADUATION BASE ADJUSTMENTS	FINAL GRADUATION BASE	GRADUATES	GRADUATION RATE	COMPLETERS	COMPLETION RATE
District:	9025	EAST	CENTRAL	BOCES		
Students With Disabilities	0	0	0	n/a	0	n/a
Limited English Proficient	0	0	0	n/a	0	n/a
Economically Disadvantaged	0	0	0	n/a	0	n/a
Migrant	0	0	0	n/a	0	n/a
Title1	0	0	0	n/a	0	n/a
Homeless	0	0	0	n/a	0	n/a
Gifted and Talented	0	0	0	n/a	0	n/a
District:	9030	MOUNTAIN	BOCES			
Students With Disabilities	0	4	3	75.00%	3	75.00%
Limited English Proficient	0	2	1	50.00%	1	50.00%
Economically Disadvantaged	0	11	9	81.80%	9	81.80%
Migrant	0	0	0	n/a	0	n/a
Title1	0	0	0	n/a	0	n/a
Homeless	0	0	0	n/a	0	n/a
Gifted and Talented	0	0	0	n/a	0	n/a
District:	9035	CENTENNIAL	BOCES			
Students With Disabilities	0	3	2	66.70%	2	66.70%
Limited English Proficient	0	0	0	n/a	0	n/a
Economically Disadvantaged	0	5	2	40.00%	2	40.00%
Migrant	0	0	0	n/a	0	n/a
Title1	0	0	0	n/a	0	n/a
Homeless	0	5	2	40.00%	2	40.00%
Gifted and Talented	0	0	0	n/a	0	n/a
District:	9040	NORTHEAST	BOCES			
Students With Disabilities	0	0	0	n/a	0	n/a
Limited English Proficient	0	0	0	n/a	0	n/a
Economically Disadvantaged	0	0	0	n/a	0	n/a
Migrant	0	0	0	n/a	0	n/a
Title1	0	0	0	n/a	0	n/a
Homeless	0	0	0	n/a	0	n/a




8/29/2006 Colorado Department of Education

2004-2005 Student End of Year

STATE GRADUATION RATE BY DISTRICT AND IPST CATEGORY

	GRADUATION BASE ADJUSTMENTS	FINAL GRADUATION BASE	GRADUATES	GRADUATION RATE	COMPLETERS	COMPLETION RATE
Gifted and Talented	0	0	0	n/a	0	n/a
District:	9045	PIKES	PEAK	BOCES		
Students With Disabilities	0	0	0	n/a	0	n/a
Limited English Proficient	0	0	0	n/a	0	n/a
Economically Disadvantaged	0	0	0	n/a	0	n/a
Migrant	0	0	0	n/a	0	n/a
Title1	0	0	0	n/a	0	n/a
Homeless	0	0	0	n/a	0	n/a
Gifted and Talented	0	0	0	n/a	0	n/a
District:	9050	SAN	JUAN	BOCS		
Students With Disabilities	0	0	0	n/a	0	n/a
Limited English Proficient	0	0	0	n/a	0	n/a
Economically Disadvantaged	0	0	0	n/a	0	n/a
Migrant	0	0	0	n/a	0	n/a
Title1	0	0	0	n/a	0	n/a
Homeless	0	0	0	n/a	0	n/a
Gifted and Talented	0	0	0	n/a	0	n/a
District:	9055	SAN	LUIS	VALLEY BOCES		
Students With Disabilities	0	0	0	n/a	0	n/a
Limited English Proficient	0	0	0	n/a	0	n/a
Economically Disadvantaged	0	0	0	n/a	0	n/a
Migrant	0	0	0	n/a	0	n/a
Title1	0	0	0	n/a	0	n/a
Homeless	0	0	0	n/a	0	n/a
Gifted and Talented	0	0	0	n/a	0	n/a
District:	9060	SOUTH	CENTRAL	BOCES		
Students With Disabilities	0	0	0	n/a	0	n/a
Limited English Proficient	0	0	0	n/a	0	n/a
Economically Disadvantaged	0	0	0	n/a	0	n/a
Migrant	0	0	0	n/a	0	n/a
Title1	0	0	0	n/a	0	n/a




8/29/2006 Colorado Department of Education

2004-2005 Student End of Year


STATE GRADUATION RATE BY DISTRICT AND IPST CATEGORY

	GRADUATION BASE ADJUSTMENTS	FINAL GRADUATION BASE	GRADUATES	GRADUATION RATE	COMPLETERS	COMPLETION RATE
Homeless	0	0	0	n/a	0	n/a
Gifted and Talented	0	0	0	n/a	0	n/a
District:	9065	SOUTH	PLATTE	VALLEY	BOCES	
Students With Disabilities	0	0	0	n/a	0	n/a
Limited English Proficient	0	0	0	n/a	0	n/a
Economically Disadvantaged	0	0	0	n/a	0	n/a
Migrant	0	0	0	n/a	0	n/a
Title1	0	0	0	n/a	0	n/a
Homeless	0	0	0	n/a	0	n/a
Gifted and Talented	0	0	0	n/a	0	n/a
District:	9075	SOUTHEAST	BOCES			
Students With Disabilities	0	0	0	n/a	0	n/a
Limited English Proficient	0	0	0	n/a	0	n/a
Economically Disadvantaged	0	0	0	n/a	0	n/a
Migrant	0	0	0	n/a	0	n/a
Title1	0	0	0	n/a	0	n/a
Homeless	0	0	0	n/a	0	n/a
Gifted and Talented	0	0	0	n/a	0	n/a
District:	9080	SOUTHWEST	BOCES			
Students With Disabilities	0	0	0	n/a	0	n/a
Limited English Proficient	0	0	0	n/a	0	n/a
Economically Disadvantaged	0	0	0	n/a	0	n/a
Migrant	0	0	0	n/a	0	n/a
Title1	0	0	0	n/a	0	n/a
Homeless	0	0	0	n/a	0	n/a
Gifted and Talented	0	0	0	n/a	0	n/a
District:	9095	NORTHWEST	COLO	BOCES		
Students With Disabilities	0	0	0	n/a	0	n/a
Limited English Proficient	0	0	0	n/a	0	n/a
Economically Disadvantaged	0	0	0	n/a	0	n/a
Migrant	0	0	0	n/a	0	n/a




8/29/2006 Colorado Department of Education
 2004-2005 Student End of Year
 STATE GRADUATION RATE BY DISTRICT AND IPST CATEGORY

	GRADUATION BASE ADJUSTMENTS	FINAL GRADUATION BASE	GRADUATES	GRADUATION RATE	COMPLETERS	COMPLETION RATE
Title1	0	0	0	n/a	0	n/a
Homeless	0	0	0	n/a	0	n/a
Gifted and Talented	0	0	0	n/a	0	n/a
District:	9110	LARIMER	BOCES			
Students With Disabilities	0	0	0	n/a	0	n/a
Limited English Proficient	0	0	0	n/a	0	n/a
Economically Disadvantaged	0	0	0	n/a	0	n/a
Migrant	0	0	0	n/a	0	n/a
Title1	0	0	0	n/a	0	n/a
Homeless	0	0	0	n/a	0	n/a
Gifted and Talented	0	0	0	n/a	0	n/a
District:	9120	ADAMS	COUNTY	BOCES		
Students With Disabilities	0	0	0	n/a	0	n/a
Limited English Proficient	0	0	0	n/a	0	n/a
Economically Disadvantaged	0	0	0	n/a	0	n/a
Migrant	0	0	0	n/a	0	n/a
Title1	0	0	0	n/a	0	n/a
Homeless	0	0	0	n/a	0	n/a
Gifted and Talented	0	0	0	n/a	0	n/a
District:	9125	RIO	BLANCO	BOCES		
Students With Disabilities	0	0	0	n/a	0	n/a
Limited English Proficient	0	0	0	n/a	0	n/a
Economically Disadvantaged	0	0	0	n/a	0	n/a
Migrant	0	0	0	n/a	0	n/a
Title1	0	0	0	n/a	0	n/a
Homeless	0	0	0	n/a	0	n/a
Gifted and Talented	0	0	0	n/a	0	n/a
District:	9130	EXPEDITIONA	BOCES			
Students With Disabilities	0	2	2	100.00%	2	100.00%
Limited English Proficient	0	0	0	n/a	0	n/a
Economically Disadvantaged	0	4	4	100.00%	4	100.00%



8/29/2006 Colorado Department of Education
 2004-2005 Student End of Year
 STATE GRADUATION RATE BY DISTRICT AND IPST CATEGORY

	GRADUATION BASE ADJUSTMENTS	FINAL GRADUATION BASE	GRADUATES	GRADUATION RATE	COMPLETERS	COMPLETION RATE
Migrant	0	0	0	n/a	0	n/a
Title1	0	0	0	n/a	0	n/a
Homeless	0	0	0	n/a	0	n/a
Gifted and Talented	0	0	0	n/a	0	n/a
District:	9135	GRAND	VALLEY	BOCES		
Students With Disabilities	0	0	0	n/a	0	n/a
Limited English Proficient	0	0	0	n/a	0	n/a
Economically Disadvantaged	0	0	0	n/a	0	n/a
Migrant	0	0	0	n/a	0	n/a
Title1	0	0	0	n/a	0	n/a
Homeless	0	0	0	n/a	0	n/a
Gifted and Talented	0	0	0	n/a	0	n/a
District:	9140	MT	EVANS	BOCES		
Students With Disabilities	0	0	0	n/a	0	n/a
Limited English Proficient	0	0	0	n/a	0	n/a
Economically Disadvantaged	0	0	0	n/a	0	n/a
Migrant	0	0	0	n/a	0	n/a
Title1	0	0	0	n/a	0	n/a
Homeless	0	0	0	n/a	0	n/a
Gifted and Talented	0	0	0	n/a	0	n/a
District:	9145	UNCOMP	PAHG	BOCS		
Students With Disabilities	0	0	0	n/a	0	n/a
Limited English Proficient	0	0	0	n/a	0	n/a
Economically Disadvantaged	0	0	0	n/a	0	n/a
Migrant	0	0	0	n/a	0	n/a
Title1	0	0	0	n/a	0	n/a
Homeless	0	0	0	n/a	0	n/a
Gifted and Talented	0	0	0	n/a	0	n/a
District:	9150	SANTA	FE	TRAIL	BOCES	
Students With Disabilities	0	0	0	n/a	0	n/a
Limited English Proficient	0	0	0	n/a	0	n/a



8/29/2006 Colorado Department of Education

2004-2005 Student End of Year

STATE GRADUATION RATE BY DISTRICT AND IPST CATEGORY

	GRADUATION BASE ADJUSTMENTS	FINAL GRADUATION BASE	GRADUATES	GRADUATION RATE	COMPLETERS	COMPLETION RATE
Economically Disadvantaged	0	0	0	n/a	0	n/a
Migrant	0	0	0	n/a	0	n/a
Title1	0	0	0	n/a	0	n/a
Homeless	0	0	0	n/a	0	n/a
Gifted and Talented	0	0	0	n/a	0	n/a
District:	9160	FRONT	RANGE	BOCES		
Students With Disabilities	0	0	0	n/a	0	n/a
Limited English Proficient	0	0	0	n/a	0	n/a
Economically Disadvantaged	0	0	0	n/a	0	n/a
Migrant	0	0	0	n/a	0	n/a
Title1	0	0	0	n/a	0	n/a
Homeless	0	0	0	n/a	0	n/a
Gifted and Talented	0	0	0	n/a	0	n/a
District:	9165	UTE	PASS	BOCES		
Students With Disabilities	0	0	0	n/a	0	n/a
Limited English Proficient	0	0	0	n/a	0	n/a
Economically Disadvantaged	0	0	0	n/a	0	n/a
Migrant	0	0	0	n/a	0	n/a
Title1	0	0	0	n/a	0	n/a
Homeless	0	0	0	n/a	0	n/a
Gifted and Talented	0	0	0	n/a	0	n/a
STATE	TOTALS	(All	Schools)			
Students With Disabilities	166	4,626	3,539	76.50%	3,625	78.40%
Limited English Proficient	70	2,497	1,990	79.70%	2,018	80.80%
Economically Disadvantaged	363	9,523	7,771	81.60%	7,944	83.40%
Migrant	8	324	268	82.70%	268	82.70%
Title1	56	1,733	1,455	84.00%	1,485	85.70%
Homeless	13	335	221	66.00%	234	69.90%
Gifted and Talented	13	4,327	4,225	97.60%	4,257	98.40%

