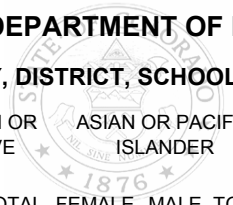


COLORADO DEPARTMENT OF EDUCATION

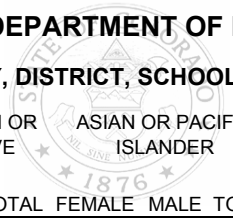
FALL 2003 PUPIL MEMBERSHIP BY COUNTY, DISTRICT, SCHOOL, GRADE, RACE/ETHNICITY, AND GENDER



COUNTY/DISTRICT/SCHOOL	GRADE LEVEL	AMERICAN INDIAN OR ALASKAN NATIVE			ASIAN OR PACIFIC ISLANDER			BLACK (NOT HISPANIC)			HISPANIC			WHITE (NOT HISPANIC)			GRAND TOTAL
		FEMALE	MALE	TOTAL	FEMALE	MALE	TOTAL	FEMALE	MALE	TOTAL	FEMALE	MALE	TOTAL	FEMALE	MALE	TOTAL	
PUEBLO																	
PUEBLO CITY 60																	
BELMONT ELEMENTARY SCHOOL	PK	0	0	0	0	0	0	0	0	0	9	6	15	5	8	13	28
	K	0	0	0	0	1	1	1	0	1	17	21	38	15	22	37	77
	1	0	0	0	1	1	2	2	0	2	19	13	32	14	17	31	67
	2	1	0	1	1	2	3	3	0	3	17	16	33	23	21	44	84
	3	3	2	5	0	1	1	0	1	1	20	17	37	15	13	28	72
	4	0	0	0	0	0	0	1	0	1	30	15	45	18	16	34	80
	5	2	0	2	1	0	1	1	1	2	20	13	33	16	23	39	77
BELMONT ELEMENTARY SCHOOL Total		6	2	8	3	5	8	8	2	10	132	101	233	106	120	226	485
BENJAMIN FRANKLIN ELEMENTARY SCHOOL																	
	PK	0	2	2	0	0	0	0	0	0	3	4	7	4	8	12	21
	K	0	0	0	0	0	0	0	2	2	27	26	53	18	11	29	84
	1	1	1	2	0	0	0	1	0	1	18	25	43	16	18	34	80
	2	0	0	0	0	0	0	0	2	2	18	26	44	9	14	23	69
	3	0	0	0	0	0	0	2	0	2	17	21	38	20	10	30	70
	4	0	0	0	0	0	0	2	1	3	16	25	41	16	8	24	68
	5	0	0	0	1	0	1	3	0	3	27	26	53	12	19	31	88
BENJAMIN FRANKLIN ELEMENTARY SCHOOL Total		1	3	4	1	0	1	8	5	13	126	153	279	95	88	183	480
BESSEMER ELEMENTARY SCHOOL																	
	PK	0	0	0	0	0	0	1	0	1	11	7	18	2	0	2	21
	K	0	0	0	0	0	0	1	2	3	14	26	40	6	4	10	53
	1	0	0	0	1	0	1	1	1	2	19	30	49	6	4	10	62
	2	0	0	0	0	0	0	0	1	1	20	26	46	5	0	5	52
	3	1	1	2	0	1	1	1	1	2	26	26	52	7	6	13	70
	4	2	0	2	0	0	0	0	1	1	25	23	48	2	9	11	62
	5	0	1	1	0	0	0	1	1	2	25	32	57	2	6	8	68
	6	1	0	1	0	0	0	0	0	0	19	14	33	9	3	12	46
	7	0	0	0	0	0	0	1	0	1	14	8	22	0	3	3	26
	8	0	0	0	0	0	0	0	0	0	5	8	13	2	6	8	21
BESSEMER ELEMENTARY SCHOOL Total		4	2	6	1	1	2	6	7	13	178	200	378	41	41	82	481
BEULAH HEIGHTS ELEMENTARY SCHOOL																	
	PK	0	0	0	1	0	1	1	0	1	12	12	24	4	7	11	37
	K	0	0	0	0	0	0	0	0	0	15	21	36	7	17	24	60
	1	0	0	0	0	0	0	0	1	1	12	23	35	7	5	12	48
	2	2	0	2	0	0	0	0	1	1	16	14	30	9	7	16	49
	3	0	0	0	0	0	0	1	0	1	11	20	31	5	8	13	45
	4	0	0	0	0	0	0	0	0	0	15	8	23	6	3	9	32
	5	0	0	0	0	0	0	0	1	1	12	8	20	12	9	21	42
BEULAH HEIGHTS ELEMENTARY SCHOOL Total		2	0	2	1	0	1	2	3	5	93	106	199	50	56	106	313

COLORADO DEPARTMENT OF EDUCATION

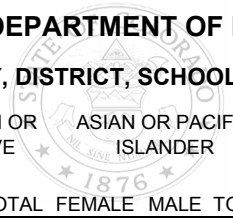
FALL 2003 PUPIL MEMBERSHIP BY COUNTY, DISTRICT, SCHOOL, GRADE, RACE/ETHNICITY, AND GENDER



COUNTY/DISTRICT/SCHOOL	GRADE LEVEL	AMERICAN INDIAN OR ALASKAN NATIVE			ASIAN OR PACIFIC ISLANDER			BLACK (NOT HISPANIC)			HISPANIC			WHITE (NOT HISPANIC)			GRAND TOTAL
		FEMALE	MALE	TOTAL	FEMALE	MALE	TOTAL	FEMALE	MALE	TOTAL	FEMALE	MALE	TOTAL	FEMALE	MALE	TOTAL	
PUEBLO																	
BRADFORD ELEMENTARY SCHOOL																	
	PK	0	0	0	0	0	0	0	1	1	9	18	27	2	4	6	34
	K	0	0	0	0	0	0	0	1	1	21	22	43	2	3	5	49
	1	0	1	1	0	0	0	1	0	1	26	28	54	2	5	7	63
	2	0	1	1	1	0	1	0	0	0	12	19	31	4	2	6	39
	3	1	0	1	0	0	0	0	0	0	18	12	30	1	3	4	35
	4	1	0	1	0	0	0	1	1	2	12	21	33	3	3	6	42
	5	0	1	1	0	0	0	0	0	0	23	23	46	3	2	5	52
BRADFORD ELEMENTARY SCHOOL Total		2	3	5	1	0	1	2	3	5	121	143	264	17	22	39	314
CARLILE ELEMENTARY SCHOOL																	
	PK	1	0	1	0	0	0	0	1	1	3	6	9	2	6	8	19
	K	0	0	0	2	1	3	0	2	2	20	6	26	12	19	31	62
	1	0	0	0	0	0	0	2	1	3	11	17	28	12	9	21	52
	2	0	0	0	0	0	0	1	0	1	14	14	28	10	16	26	55
	3	0	0	0	0	0	0	1	1	2	16	10	26	12	10	22	50
	4	0	0	0	0	0	0	0	0	0	13	10	23	11	13	24	47
	5	0	1	1	0	1	1	0	1	1	10	14	24	9	7	16	43
CARLILE ELEMENTARY SCHOOL Total		1	1	2	2	2	4	4	6	10	87	77	164	68	80	148	328
CENTENNIAL HIGH SCHOOL																	
	9	3	9	12	3	1	4	5	6	11	87	80	167	70	88	158	352
	10	1	2	3	2	5	7	2	2	4	74	65	139	99	81	180	333
	11	0	0	0	1	2	3	1	3	4	46	48	94	83	84	167	268
	12	2	2	4	3	1	4	1	1	2	48	47	95	85	73	158	263
CENTENNIAL HIGH SCHOOL Total		6	13	19	9	9	18	9	12	21	255	240	495	337	326	663	1,216
CENTRAL HIGH SCHOOL																	
	9	1	2	3	0	0	0	1	5	6	96	108	204	46	54	100	313
	10	2	1	3	0	1	1	8	7	15	100	82	182	44	36	80	281
	11	2	3	5	1	1	2	5	3	8	84	82	166	34	40	74	255
	12	0	1	1	1	1	2	4	0	4	60	66	126	41	37	78	211
CENTRAL HIGH SCHOOL Total		5	7	12	2	3	5	18	15	33	340	338	678	165	167	332	1,060
CESAR CHAVEZ ACADEMY																	
	K	0	0	0	0	0	0	1	0	1	20	21	41	5	7	12	54
	1	0	0	0	0	0	0	0	0	0	16	21	37	3	7	10	47
	2	1	1	2	0	0	0	1	0	1	26	20	46	14	7	21	70
	3	1	1	2	0	1	1	0	0	0	15	22	37	7	5	12	52
	4	0	1	1	0	0	0	0	0	0	12	17	29	7	9	16	46
	5	0	0	0	0	0	0	0	0	0	19	21	40	8	5	13	53
	6	0	0	0	0	0	0	0	0	0	18	15	33	8	8	16	49
	7	0	2	2	0	0	0	0	0	0	14	11	25	6	3	9	36
	8	1	2	3	0	0	0	0	0	0	24	11	35	6	4	10	48
CESAR CHAVEZ ACADEMY Total		3	7	10	0	1	1	2	0	2	164	159	323	64	55	119	455

COLORADO DEPARTMENT OF EDUCATION

FALL 2003 PUPIL MEMBERSHIP BY COUNTY, DISTRICT, SCHOOL, GRADE, RACE/ETHNICITY, AND GENDER



COUNTY/DISTRICT/SCHOOL	GRADE LEVEL	AMERICAN INDIAN OR ALASKAN NATIVE			ASIAN OR PACIFIC ISLANDER			BLACK (NOT HISPANIC)			HISPANIC			WHITE (NOT HISPANIC)			GRAND TOTAL
		FEMALE	MALE	TOTAL	FEMALE	MALE	TOTAL	FEMALE	MALE	TOTAL	FEMALE	MALE	TOTAL	FEMALE	MALE	TOTAL	
PUEBLO																	
GOODNIGHT ELEMENTARY SCHOOL																	
	PK	0	0	0	0	0	0	1	2	3	3	7	10	5	4	9	22
	K	1	1	2	0	1	1	2	0	2	17	16	33	20	14	34	72
	1	0	0	0	0	0	0	2	0	2	13	15	28	19	25	44	74
	2	1	1	2	0	0	0	2	1	3	18	17	35	27	13	40	80
	3	0	0	0	0	0	0	1	2	3	17	13	30	26	14	40	73
	4	0	0	0	0	0	0	3	2	5	14	11	25	21	18	39	69
	5	0	0	0	0	0	0	1	1	2	13	23	36	21	24	45	83
	6	0	0	0	0	0	0	1	2	3	5	4	9	11	6	17	29
	7	0	0	0	0	0	0	1	0	1	3	1	4	6	8	14	19
	8	0	0	0	1	0	1	0	0	0	1	4	5	4	5	9	15
GOODNIGHT ELEMENTARY SCHOOL Total		2	2	4	1	1	2	14	10	24	104	111	215	160	131	291	536
COLUMBIAN ELEMENTARY SCHOOL																	
	PK	1	2	3	1	0	1	0	2	2	11	13	24	4	13	17	47
	K	1	1	2	0	0	0	0	1	1	21	17	38	3	6	9	50
	1	0	0	0	0	0	0	0	0	0	25	18	43	10	4	14	57
	2	2	0	2	0	0	0	0	0	0	11	12	23	4	3	7	32
	3	0	1	1	0	0	0	0	0	0	18	21	39	8	4	12	52
	4	1	1	2	0	0	0	1	0	1	8	18	26	6	7	13	42
	5	0	0	0	0	0	0	0	0	0	22	16	38	4	6	10	48
COLUMBIAN ELEMENTARY SCHOOL Total		5	5	10	1	0	1	1	3	4	116	115	231	39	43	82	328
COMMUNITY TRANSITION HOUSE																	
	11	0	0	0	0	0	0	0	0	0	0	3	3	1	2	3	6
	12	0	0	0	0	0	0	1	2	3	15	25	40	16	18	34	77
COMMUNITY TRANSITION HOUSE Total		0	0	0	0	0	0	1	2	3	15	28	43	17	20	37	83
CONNECTIONS ACADEMY																	
	1	0	1	1	0	0	0	0	0	0	0	0	0	2	0	2	3
	2	0	0	0	0	0	0	0	0	0	0	0	0	0	2	2	2
	3	0	0	0	0	0	0	0	0	0	0	1	1	1	2	3	4
	4	0	0	0	0	0	0	0	0	0	0	0	0	2	0	2	2
	5	0	0	0	0	0	0	0	0	0	1	0	1	0	2	2	3
	6	0	0	0	0	0	0	0	0	0	0	0	0	5	3	8	8
	7	0	0	0	0	0	0	0	0	0	0	0	0	2	2	4	4
	8	0	0	0	0	0	0	0	0	0	0	0	0	2	4	6	6
CONNECTIONS ACADEMY Total		0	1	1	0	0	0	0	0	0	1	1	2	14	15	29	32
CORWIN MIDDLE SCHOOL																	
	6	2	1	3	0	0	0	1	0	1	28	31	59	13	13	26	89
	7	2	3	5	0	0	0	3	2	5	39	44	83	24	16	40	133
	8	3	0	3	1	0	1	3	4	7	29	48	77	10	14	24	112
CORWIN MIDDLE SCHOOL Total		7	4	11	1	0	1	7	6	13	96	123	219	47	43	90	334

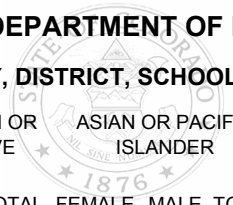
COLORADO DEPARTMENT OF EDUCATION

FALL 2003 PUPIL MEMBERSHIP BY COUNTY, DISTRICT, SCHOOL, GRADE, RACE/ETHNICITY, AND GENDER

COUNTY/DISTRICT/SCHOOL	GRADE LEVEL	AMERICAN INDIAN OR ALASKAN NATIVE			ASIAN OR PACIFIC ISLANDER			BLACK (NOT HISPANIC)			HISPANIC			WHITE (NOT HISPANIC)			GRAND TOTAL
		FEMALE	MALE	TOTAL	FEMALE	MALE	TOTAL	FEMALE	MALE	TOTAL	FEMALE	MALE	TOTAL	FEMALE	MALE	TOTAL	
PUEBLO																	
EAST HIGH SCHOOL																	
	9	6	1	7	2	0	2	3	3	6	118	120	238	39	45	84	337
	10	1	2	3	1	0	1	2	1	3	89	77	166	42	49	91	264
	11	2	2	4	1	0	1	3	5	8	59	69	128	48	37	85	226
	12	0	1	1	1	1	2	3	2	5	44	37	81	24	35	59	148
EAST HIGH SCHOOL Total		9	6	15	5	1	6	11	11	22	310	303	613	153	166	319	975
EVA R BACA ELEMENTARY SCHOOL																	
	PK	0	0	0	0	0	0	0	0	0	8	11	19	2	3	5	24
	K	0	0	0	0	0	0	0	1	1	17	21	38	3	2	5	44
	1	0	1	1	0	0	0	0	1	1	23	22	45	2	5	7	54
	2	0	0	0	1	0	1	0	1	1	13	16	29	1	4	5	36
	3	0	0	0	0	0	0	1	0	1	18	15	33	1	3	4	38
	4	0	0	0	1	0	1	0	0	0	10	21	31	3	3	6	38
	5	1	0	1	0	0	0	1	1	2	18	22	40	2	3	5	48
EVA R BACA ELEMENTARY SCHOOL Total		1	1	2	2	0	2	2	4	6	107	128	235	14	23	37	282
FOUNTAIN ELEMENTARY SCHOOL																	
	PK	0	0	0	0	0	0	0	0	0	6	8	14	0	1	1	15
	K	0	0	0	0	0	0	0	0	0	18	26	44	5	2	7	51
	1	0	0	0	1	0	1	0	0	0	20	26	46	7	6	13	60
	2	1	0	1	0	0	0	1	0	1	18	22	40	6	7	13	55
	3	0	1	1	0	0	0	1	0	1	17	13	30	4	6	10	42
	4	0	0	0	0	0	0	0	0	0	14	22	36	7	5	12	48
	5	0	0	0	0	0	0	1	0	1	11	32	43	3	6	9	53
FOUNTAIN ELEMENTARY SCHOOL Total		1	1	2	1	0	1	3	0	3	104	149	253	32	33	65	324
FREED MIDDLE SCHOOL																	
	6	1	2	3	2	0	2	0	3	3	60	68	128	30	36	66	202
	7	1	2	3	0	1	1	2	3	5	45	43	88	37	30	67	164
	8	2	0	2	0	2	2	2	0	2	39	56	95	29	32	61	162
FREED MIDDLE SCHOOL Total		4	4	8	2	3	5	4	6	10	144	167	311	96	98	194	528
HAAFF ELEMENTARY SCHOOL																	
	PK	1	0	1	0	0	0	0	0	0	10	9	19	1	1	2	22
	K	1	0	1	0	0	0	1	1	2	9	12	21	17	12	29	53
	1	0	1	1	0	2	2	1	1	2	17	11	28	19	15	34	67
	2	1	0	1	0	0	0	2	1	3	4	9	13	13	14	27	44
	3	0	0	0	1	0	1	0	1	1	14	10	24	12	26	38	64
	4	0	1	1	0	0	0	0	0	0	12	10	22	14	9	23	46
	5	1	1	2	0	1	1	0	1	1	10	9	19	19	14	33	56
HAAFF ELEMENTARY SCHOOL Total		4	3	7	1	3	4	4	5	9	76	70	146	95	91	186	352

COLORADO DEPARTMENT OF EDUCATION

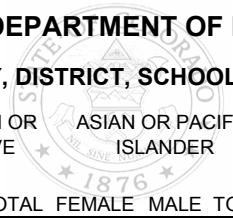
FALL 2003 PUPIL MEMBERSHIP BY COUNTY, DISTRICT, SCHOOL, GRADE, RACE/ETHNICITY, AND GENDER



COUNTY/DISTRICT/SCHOOL	GRADE LEVEL	AMERICAN INDIAN OR ALASKAN NATIVE			ASIAN OR PACIFIC ISLANDER			BLACK (NOT HISPANIC)			HISPANIC			WHITE (NOT HISPANIC)			GRAND TOTAL
		FEMALE	MALE	TOTAL	FEMALE	MALE	TOTAL	FEMALE	MALE	TOTAL	FEMALE	MALE	TOTAL	FEMALE	MALE	TOTAL	
PUEBLO																	
HERITAGE ELEMENTARY SCHOOL																	
	PK	0	0	0	0	0	0	0	1	1	5	5	10	6	9	15	26
	K	0	3	3	0	0	0	1	0	1	15	10	25	6	19	25	54
	1	1	0	1	0	0	0	0	1	1	13	17	30	20	19	39	71
	2	1	3	4	0	0	0	0	0	0	10	13	23	14	24	38	65
	3	3	0	3	0	0	0	0	1	1	10	16	26	18	19	37	67
	4	0	1	1	0	0	0	0	1	1	15	14	29	15	20	35	66
	5	2	1	3	0	0	0	0	2	2	15	11	26	26	26	52	83
HERITAGE ELEMENTARY SCHOOL Total		7	8	15	0	0	0	1	6	7	83	86	169	105	136	241	432
HIGHLAND PARK ELEMENTARY SCHOOL																	
	PK	0	0	0	0	0	0	0	0	0	6	7	13	3	6	9	22
	K	0	0	0	0	0	0	1	1	2	8	17	25	19	19	38	65
	1	0	0	0	1	0	1	2	2	4	24	23	47	17	21	38	90
	2	0	0	0	0	0	0	1	0	1	20	30	50	11	22	33	84
	3	0	0	0	0	0	0	2	1	3	20	24	44	21	22	43	90
	4	1	1	2	0	0	0	1	2	3	20	33	53	19	22	41	99
	5	1	0	1	0	0	0	3	0	3	29	35	64	16	21	37	105
HIGHLAND PARK ELEMENTARY SCHOOL Total		2	1	3	1	0	1	10	6	16	127	169	296	106	133	239	555
IRVING ELEMENTARY SCHOOL																	
	PK	0	2	2	0	0	0	0	0	0	8	13	21	5	5	10	33
	K	0	0	0	1	1	2	0	3	3	20	16	36	9	12	21	62
	1	0	0	0	0	0	0	0	0	0	13	24	37	7	4	11	48
	2	0	1	1	0	0	0	0	0	0	18	15	33	5	11	16	50
	3	0	0	0	0	0	0	1	0	1	18	25	43	10	5	15	59
	4	0	0	0	0	0	0	0	0	0	13	12	25	10	6	16	41
	5	1	1	2	0	0	0	0	0	0	26	23	49	4	15	19	70
IRVING ELEMENTARY SCHOOL Total		1	4	5	1	1	2	1	3	4	116	128	244	50	58	108	363
JAMES H RISLEY MIDDLE SCHOOL																	
	6	1	2	3	0	0	0	0	3	3	58	63	121	6	13	19	146
	7	2	2	4	0	1	1	1	0	1	56	67	123	8	7	15	144
	8	0	1	1	1	0	1	0	1	1	50	59	109	9	13	22	134
JAMES H RISLEY MIDDLE SCHOOL Total		3	5	8	1	1	2	1	4	5	164	189	353	23	33	56	424
LEMUEL PITTS MIDDLE SCHOOL																	
	6	4	1	5	0	0	0	2	5	7	48	58	106	44	52	96	214
	7	1	2	3	2	0	2	1	3	4	50	57	107	61	30	91	207
	8	3	1	4	0	1	1	4	3	7	52	58	110	55	68	123	245
LEMUEL PITTS MIDDLE SCHOOL Total		8	4	12	2	1	3	7	11	18	150	173	323	160	150	310	666

COLORADO DEPARTMENT OF EDUCATION

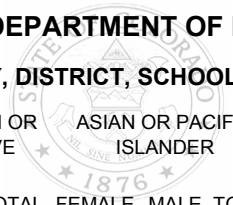
FALL 2003 PUPIL MEMBERSHIP BY COUNTY, DISTRICT, SCHOOL, GRADE, RACE/ETHNICITY, AND GENDER



COUNTY/DISTRICT/SCHOOL	GRADE LEVEL	AMERICAN INDIAN OR ALASKAN NATIVE			ASIAN OR PACIFIC ISLANDER			BLACK (NOT HISPANIC)			HISPANIC			WHITE (NOT HISPANIC)			GRAND TOTAL
		FEMALE	MALE	TOTAL	FEMALE	MALE	TOTAL	FEMALE	MALE	TOTAL	FEMALE	MALE	TOTAL	FEMALE	MALE	TOTAL	
PUEBLO																	
MINNEQUA ELEMENTARY SCHOOL																	
	PK	0	0	0	0	0	0	0	0	0	6	6	12	3	0	3	15
	K	1	1	2	0	0	0	1	1	2	15	22	37	7	5	12	53
	1	1	0	1	0	0	0	2	1	3	13	19	32	5	3	8	44
	2	2	3	5	1	0	1	2	1	3	20	23	43	7	10	17	69
	3	0	1	1	0	1	1	2	3	5	24	19	43	4	7	11	61
	4	0	0	0	0	0	0	1	3	4	25	24	49	1	4	5	58
	5	1	0	1	0	0	0	2	0	2	22	12	34	4	5	9	46
	6	1	0	1	0	0	0	0	0	0	5	8	13	2	3	5	19
MINNEQUA ELEMENTARY SCHOOL Total		6	5	11	1	1	2	10	9	19	130	133	263	33	37	70	365
MORTON ELEMENTARY SCHOOL																	
	PK	0	0	0	0	0	0	0	0	0	6	7	13	4	5	9	22
	K	2	0	2	0	0	0	1	3	4	15	18	33	11	11	22	61
	1	0	0	0	0	0	0	2	0	2	16	15	31	17	22	39	72
	2	1	2	3	0	0	0	0	1	1	14	17	31	19	18	37	72
	3	0	0	0	0	0	0	0	1	1	13	18	31	14	14	28	60
	4	0	0	0	0	0	0	3	1	4	24	22	46	13	11	24	74
	5	1	1	2	0	0	0	1	3	4	10	15	25	15	19	34	65
MORTON ELEMENTARY SCHOOL Total		4	3	7	0	0	0	7	9	16	98	112	210	93	100	193	426
OLGA A HELLBECK ELEMENTARY SCHOOL																	
	PK	0	0	0	0	0	0	0	0	0	6	11	17	3	1	4	21
	K	0	1	1	0	0	0	1	0	1	16	16	32	5	5	10	44
	1	1	2	3	0	0	0	2	0	2	13	16	29	6	3	9	43
	2	3	0	3	0	1	1	1	0	1	11	16	27	4	7	11	43
	3	0	0	0	3	1	4	3	1	4	12	16	28	5	4	9	45
	4	0	0	0	0	0	0	1	0	1	11	15	26	6	9	15	42
	5	0	0	0	1	1	2	3	2	5	15	26	41	10	11	21	69
OLGA A HELLBECK ELEMENTARY SCHOOL Total		4	3	7	4	3	7	11	3	14	84	116	200	39	40	79	307
PARK VIEW ELEMENTARY SCHOOL																	
	PK	0	0	0	0	0	0	0	0	0	12	3	15	2	5	7	22
	K	1	0	1	0	0	0	0	2	2	27	23	50	2	2	4	57
	1	1	0	1	0	0	0	0	0	0	23	22	45	6	3	9	55
	2	1	0	1	0	0	0	0	0	0	17	27	44	3	4	7	52
	3	1	0	1	1	0	1	0	4	4	13	17	30	5	4	9	45
	4	1	1	2	0	0	0	1	2	3	21	24	45	2	3	5	55
	5	0	2	2	0	0	0	1	2	3	23	36	59	1	6	7	71
PARK VIEW ELEMENTARY SCHOOL Total		5	3	8	1	0	1	2	10	12	136	152	288	21	27	48	357

COLORADO DEPARTMENT OF EDUCATION

FALL 2003 PUPIL MEMBERSHIP BY COUNTY, DISTRICT, SCHOOL, GRADE, RACE/ETHNICITY, AND GENDER



COUNTY/DISTRICT/SCHOOL	GRADE LEVEL	AMERICAN INDIAN OR ALASKAN NATIVE			ASIAN OR PACIFIC ISLANDER			BLACK (NOT HISPANIC)			HISPANIC			WHITE (NOT HISPANIC)			GRAND TOTAL
		FEMALE	MALE	TOTAL	FEMALE	MALE	TOTAL	FEMALE	MALE	TOTAL	FEMALE	MALE	TOTAL	FEMALE	MALE	TOTAL	
<u>PUEBLO</u>																	
PUEBLO CHARTER SCHOOL FOR THE ARTS & SCIENCES																	
	K	0	0	0	0	0	0	0	0	0	11	7	18	13	6	19	37
	1	1	0	1	0	0	0	0	0	0	13	5	18	14	6	20	39
	2	0	0	0	1	0	1	1	0	1	12	3	15	9	7	16	33
	3	2	0	2	1	0	1	1	1	2	10	7	17	8	14	22	44
	4	1	1	2	0	0	0	2	0	2	8	8	16	5	11	16	36
	5	0	0	0	0	0	0	1	1	2	11	6	17	8	11	19	38
	6	1	2	3	0	0	0	0	0	0	10	11	21	11	10	21	45
	7	1	1	2	0	0	0	1	1	2	4	9	13	11	3	14	31
	8	1	1	2	0	0	0	1	0	1	7	5	12	5	6	11	26
PUEBLO CHARTER SCHOOL FOR THE ARTS & SCIENCES Total		7	5	12	2	0	2	7	3	10	86	61	147	84	74	158	329
RONCALLI MIDDLE SCHOOL																	
	6	0	3	3	1	0	1	0	4	4	55	69	124	48	72	120	252
	7	1	2	3	1	1	2	1	4	5	63	58	121	54	61	115	246
	8	3	4	7	1	0	1	4	7	11	57	52	109	45	48	93	221
RONCALLI MIDDLE SCHOOL Total		4	9	13	3	1	4	5	15	20	175	179	354	147	181	328	719
KEATING CONTINUING EDUCATION																	
	6	0	0	0	0	0	0	0	0	0	1	0	1	0	0	0	1
	7	0	0	0	0	0	0	0	0	0	0	1	1	0	0	0	1
	8	0	0	0	0	0	0	0	0	0	6	19	25	1	5	6	31
	9	1	4	5	0	0	0	1	0	1	30	35	65	4	15	19	90
	10	0	0	0	0	0	0	0	0	0	19	17	36	6	7	13	49
	11	0	0	0	0	0	0	0	1	1	9	6	15	3	8	11	27
	12	0	0	0	0	0	0	1	0	1	6	14	20	4	10	14	35
KEATING CONTINUING EDUCATION Total		1	4	5	0	0	0	2	1	3	71	92	163	18	45	63	234
SOMERLID ELEMENTARY SCHOOL																	
	PK	0	1	1	0	0	0	0	1	1	10	7	17	4	4	8	27
	K	0	0	0	0	0	0	0	2	2	8	13	21	8	10	18	41
	1	1	0	1	0	0	0	1	0	1	9	10	19	10	6	16	37
	2	0	1	1	0	0	0	0	0	0	13	11	24	5	9	14	39
	3	0	0	0	0	0	0	1	1	2	7	9	16	9	10	19	37
	4	0	0	0	0	0	0	2	0	2	9	12	21	12	11	23	46
	5	0	0	0	0	0	0	0	1	1	10	10	20	15	11	26	47
SOMERLID ELEMENTARY SCHOOL Total		1	2	3	0	0	0	4	5	9	66	72	138	63	61	124	274
SOUTH HIGH SCHOOL																	
	9	7	7	14	1	0	1	2	6	8	95	99	194	110	100	210	427
	10	1	5	6	0	3	3	5	2	7	69	59	128	104	91	195	339
	11	3	2	5	0	1	1	0	6	6	54	77	131	102	111	213	356
	12	3	1	4	2	0	2	4	1	5	41	37	78	88	86	174	263
SOUTH HIGH SCHOOL Total		14	15	29	3	4	7	11	15	26	259	272	531	404	388	792	1,385

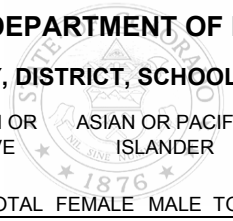
COLORADO DEPARTMENT OF EDUCATION

FALL 2003 PUPIL MEMBERSHIP BY COUNTY, DISTRICT, SCHOOL, GRADE, RACE/ETHNICITY, AND GENDER

COUNTY/DISTRICT/SCHOOL	GRADE LEVEL	AMERICAN INDIAN OR ALASKAN NATIVE			ASIAN OR PACIFIC ISLANDER			BLACK (NOT HISPANIC)			HISPANIC			WHITE (NOT HISPANIC)			GRAND TOTAL
		FEMALE	MALE	TOTAL	FEMALE	MALE	TOTAL	FEMALE	MALE	TOTAL	FEMALE	MALE	TOTAL	FEMALE	MALE	TOTAL	
PUEBLO																	
SOUTH PARK ELEMENTARY SCHOOL																	
	PK	0	0	0	0	0	0	0	0	0	6	17	23	3	4	7	30
	K	0	2	2	0	0	0	1	0	1	15	22	37	2	8	10	50
	1	0	1	1	0	0	0	0	1	1	14	19	33	9	9	18	53
	2	2	1	3	0	0	0	1	0	1	15	25	40	8	8	16	60
	3	0	0	0	0	0	0	1	0	1	11	17	28	12	7	19	48
	4	0	0	0	0	0	0	1	0	1	13	14	27	7	8	15	43
	5	0	0	0	0	0	0	0	1	1	21	16	37	9	4	13	51
SOUTH PARK ELEMENTARY SCHOOL Total		2	4	6	0	0	0	4	2	6	95	130	225	50	48	98	335
SPANN ELEMENTARY SCHOOL																	
	K	0	0	0	0	0	0	0	1	1	14	19	33	2	4	6	40
	1	0	0	0	0	1	1	0	0	0	18	12	30	2	0	2	33
	2	1	0	1	0	0	0	0	1	1	14	14	28	1	2	3	33
	3	0	0	0	0	0	0	0	0	0	12	12	24	2	1	3	27
	4	0	0	0	0	0	0	0	1	1	13	11	24	5	2	7	32
	5	0	0	0	0	0	0	0	1	1	11	17	28	4	1	5	34
	6	0	0	0	0	0	0	2	0	2	6	14	20	0	3	3	25
	7	0	0	0	0	0	0	0	0	0	6	5	11	1	4	5	16
	8	0	0	0	0	0	0	0	0	0	7	4	11	0	2	2	13
SPANN ELEMENTARY SCHOOL Total		1	0	1	0	1	1	2	4	6	101	108	209	17	19	36	253
SUNSET PARK ELEMENTARY SCHOOL																	
	PK	0	0	0	0	0	0	0	0	0	7	6	13	3	5	8	21
	K	1	1	2	0	0	0	1	2	3	17	13	30	15	18	33	68
	1	0	0	0	0	0	0	0	0	0	10	12	22	27	22	49	71
	2	1	1	2	0	0	0	0	0	0	9	13	22	32	21	53	77
	3	1	0	1	0	2	2	2	1	3	8	15	23	27	33	60	89
	4	1	1	2	0	0	0	2	0	2	17	16	33	26	27	53	90
	5	4	1	5	1	0	1	0	0	0	17	14	31	19	25	44	81
SUNSET PARK ELEMENTARY SCHOOL Total		8	4	12	1	2	3	5	3	8	85	89	174	149	151	300	497
W H HEATON MIDDLE SCHOOL																	
	6	2	3	5	1	1	2	2	1	3	57	66	123	41	42	83	216
	7	1	2	3	1	0	1	0	2	2	60	80	140	41	59	100	246
	8	3	0	3	0	2	2	5	3	8	55	66	121	43	48	91	225
W H HEATON MIDDLE SCHOOL Total		6	5	11	2	3	5	7	6	13	172	212	384	125	149	274	687
YOUTH & FAMILY ACADEMY CHARTER																	
	7	0	0	0	0	0	0	1	0	1	7	8	15	0	1	1	17
	8	0	1	1	0	0	0	2	0	2	16	15	31	3	3	6	40
	9	1	0	1	0	0	0	2	0	2	29	31	60	8	8	16	79
	10	0	0	0	0	0	0	0	1	1	6	9	15	3	5	8	24
	11	0	0	0	0	0	0	0	0	0	6	5	11	1	1	2	13
	12	0	0	0	0	0	0	0	0	0	3	2	5	0	1	1	6
YOUTH & FAMILY ACADEMY CHARTER Total		1	1	2	0	0	0	5	1	6	67	70	137	15	19	34	179
PUEBLO CITY 60 Total		148	150	298	56	47	103	208	216	424	4,834	5,255	10,089	3,312	3,467	6,779	17,693 *

COLORADO DEPARTMENT OF EDUCATION

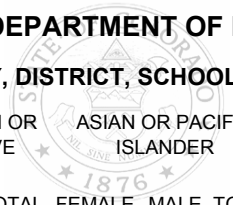
FALL 2003 PUPIL MEMBERSHIP BY COUNTY, DISTRICT, SCHOOL, GRADE, RACE/ETHNICITY, AND GENDER



COUNTY/DISTRICT/SCHOOL	GRADE LEVEL	AMERICAN INDIAN OR ALASKAN NATIVE			ASIAN OR PACIFIC ISLANDER			BLACK (NOT HISPANIC)			HISPANIC			WHITE (NOT HISPANIC)			GRAND TOTAL
		FEMALE	MALE	TOTAL	FEMALE	MALE	TOTAL	FEMALE	MALE	TOTAL	FEMALE	MALE	TOTAL	FEMALE	MALE	TOTAL	
PUEBLO																	
PUEBLO COUNTY RURAL 70																	
SKY VIEW MIDDLE SCHOOL	6	0	1	1	0	0	0	1	1	2	26	9	35	54	56	110	148
	7	1	1	2	2	0	2	0	1	1	16	17	33	67	72	139	177
	8	1	0	1	0	0	0	0	1	1	12	14	26	66	46	112	140
SKY VIEW MIDDLE SCHOOL Total		2	2	4	2	0	2	1	3	4	54	40	94	187	174	361	465
DESERT SAGE ELEMENTARY SCHOOL																	
	PK	0	0	0	0	0	0	1	0	1	5	4	9	6	8	14	24
	K	0	0	0	0	0	0	1	0	1	17	16	33	27	33	60	94
	1	0	1	1	0	1	1	0	0	0	14	20	34	37	40	77	113
	2	0	0	0	0	0	0	3	0	3	15	20	35	36	45	81	119
	3	0	0	0	0	0	0	2	2	4	16	19	35	52	28	80	119
	4	1	0	1	0	1	1	0	1	1	23	12	35	38	38	76	114
	5	2	0	2	0	0	0	2	1	3	12	14	26	37	31	68	99
DESERT SAGE ELEMENTARY SCHOOL Total		3	1	4	0	2	2	9	4	13	102	105	207	233	223	456	682
AVONDALE ELEMENTARY SCHOOL																	
	PK	0	0	0	0	0	0	0	0	0	4	5	9	1	11	12	21
	K	0	0	0	0	0	0	0	0	0	12	14	26	5	4	9	35
	1	0	1	1	0	0	0	0	0	0	13	9	22	12	7	19	42
	2	0	0	0	0	1	1	1	0	1	10	7	17	3	11	14	33
	3	1	0	1	0	0	0	0	1	1	14	9	23	9	7	16	41
	4	0	1	1	0	0	0	1	1	2	10	11	21	20	6	26	50
	5	1	0	1	0	0	0	0	0	0	10	9	19	8	8	16	36
AVONDALE ELEMENTARY SCHOOL Total		2	2	4	0	1	1	2	2	4	73	64	137	58	54	112	258
BEULAH ELEMENTARY SCHOOL																	
	K	0	0	0	0	0	0	0	0	0	3	0	3	7	9	16	19
	1	0	0	0	0	0	0	0	0	0	0	2	2	6	8	14	16
	2	0	0	0	0	0	0	0	0	0	1	0	1	4	7	11	12
	3	0	0	0	0	0	0	0	0	0	0	1	1	8	5	13	14
	4	0	0	0	0	0	0	0	0	0	2	0	2	5	8	13	15
	5	0	1	1	0	0	0	0	0	0	2	3	5	9	6	15	21
BEULAH ELEMENTARY SCHOOL Total		0	1	1	0	0	0	0	0	0	8	6	14	39	43	82	97
BEULAH MIDDLE SCHOOL																	
	6	0	0	0	0	0	0	0	0	0	2	2	4	3	10	13	17
	7	0	0	0	0	0	0	0	1	1	0	1	1	3	13	16	18
	8	0	0	0	0	0	0	1	0	1	0	1	1	2	8	10	12
BEULAH MIDDLE SCHOOL Total		0	0	0	0	0	0	1	1	2	2	4	6	8	31	39	47

COLORADO DEPARTMENT OF EDUCATION

FALL 2003 PUPIL MEMBERSHIP BY COUNTY, DISTRICT, SCHOOL, GRADE, RACE/ETHNICITY, AND GENDER



COUNTY/DISTRICT/SCHOOL	GRADE LEVEL	AMERICAN INDIAN OR ALASKAN NATIVE			ASIAN OR PACIFIC ISLANDER			BLACK (NOT HISPANIC)			HISPANIC			WHITE (NOT HISPANIC)			GRAND TOTAL
		FEMALE	MALE	TOTAL	FEMALE	MALE	TOTAL	FEMALE	MALE	TOTAL	FEMALE	MALE	TOTAL	FEMALE	MALE	TOTAL	
PUEBLO																	
FUTURES ACADEMY																	
	6	0	0	0	0	0	0	0	0	0	0	1	1	0	0	0	1
	7	0	0	0	0	0	0	0	0	0	0	0	0	1	2	3	3
	8	0	0	0	0	0	0	0	1	1	1	1	2	0	4	4	7
	9	0	0	0	0	0	0	0	0	0	1	2	3	0	2	2	5
	10	0	0	0	0	0	0	0	0	0	0	1	1	3	6	9	10
	11	0	0	0	0	0	0	0	0	0	2	5	7	0	2	2	9
	12	0	0	0	0	0	0	0	0	0	0	1	1	0	2	2	3
FUTURES ACADEMY Total		0	0	0	0	0	0	0	1	1	4	11	15	4	18	22	38
NORTH MESA ELEMENTARY SCHOOL																	
	PK	0	0	0	0	0	0	0	0	0	4	1	5	2	13	15	20
	K	0	0	0	0	0	0	0	0	0	9	11	20	20	27	47	67
	1	0	0	0	0	0	0	0	0	0	6	11	17	22	21	43	60
	2	0	0	0	0	0	0	2	0	2	11	8	19	22	31	53	74
	3	0	0	0	0	0	0	0	1	1	8	10	18	22	31	53	72
	4	0	0	0	0	0	0	0	0	0	13	14	27	28	27	55	82
	5	0	0	0	0	0	0	0	1	1	11	9	20	24	21	45	66
NORTH MESA ELEMENTARY SCHOOL Total		0	0	0	0	0	0	2	2	4	62	64	126	140	171	311	441
PLEASANT VIEW MIDDLE SCHOOL																	
	6	0	0	0	0	0	0	1	2	3	25	22	47	38	38	76	126
	7	0	0	0	0	0	0	0	0	0	28	21	49	51	48	99	148
	8	0	0	0	0	0	0	1	0	1	24	19	43	45	51	96	140
PLEASANT VIEW MIDDLE SCHOOL Total		0	0	0	0	0	0	2	2	4	77	62	139	134	137	271	414
PUEBLO COUNTY HIGH SCHOOL																	
	9	1	1	2	2	1	3	0	0	0	32	35	67	67	73	140	212
	10	0	2	2	0	0	0	1	0	1	37	28	65	95	62	157	225
	11	1	0	1	0	1	1	0	0	0	25	24	49	72	71	143	194
	12	3	0	3	3	1	4	1	1	2	22	34	56	79	53	132	197
PUEBLO COUNTY HIGH SCHOOL Total		5	3	8	5	3	8	2	1	3	116	121	237	313	259	572	828
PUEBLO WEST ELEMENTARY SCHOOL																	
	PK	0	0	0	0	0	0	0	0	0	3	6	9	6	15	21	30
	K	1	1	2	0	1	1	0	1	1	9	8	17	42	39	81	102
	1	0	0	0	0	0	0	1	0	1	5	20	25	29	28	57	83
	2	1	0	1	0	1	1	2	3	5	12	15	27	24	30	54	88
	3	1	2	3	1	0	1	1	1	2	4	9	13	20	36	56	75
	4	0	1	1	0	0	0	2	0	2	11	18	29	32	35	67	99
	5	0	1	1	0	0	0	0	2	2	8	18	26	34	28	62	91
PUEBLO WEST ELEMENTARY SCHOOL Total		3	5	8	1	2	3	6	7	13	52	94	146	187	211	398	568

COLORADO DEPARTMENT OF EDUCATION

FALL 2003 PUPIL MEMBERSHIP BY COUNTY, DISTRICT, SCHOOL, GRADE, RACE/ETHNICITY, AND GENDER

COUNTY/DISTRICT/SCHOOL	GRADE LEVEL	AMERICAN INDIAN OR ALASKAN NATIVE			ASIAN OR PACIFIC ISLANDER			BLACK (NOT HISPANIC)			HISPANIC			WHITE (NOT HISPANIC)			GRAND TOTAL
		FEMALE	MALE	TOTAL	FEMALE	MALE	TOTAL	FEMALE	MALE	TOTAL	FEMALE	MALE	TOTAL	FEMALE	MALE	TOTAL	
PUEBLO																	
PUEBLO TECHNICAL ACADEMY																	
	9	0	0	0	1	0	1	1	0	1	7	4	11	10	20	30	43
	10	0	0	0	0	0	0	0	0	0	3	3	6	6	8	14	20
	11	0	0	0	0	0	0	0	0	0	4	1	5	7	4	11	16
	12	0	0	0	0	0	0	0	0	0	4	1	5	4	12	16	21
PUEBLO TECHNICAL ACADEMY Total		0	0	0	1	0	1	1	0	1	18	9	27	27	44	71	100
PUEBLO WEST MIDDLE SCHOOL																	
	6	0	1	1	1	1	2	1	1	2	20	22	42	48	45	93	140
	7	0	2	2	1	0	1	2	4	6	22	23	45	48	60	108	162
	8	0	0	0	0	0	0	0	3	3	14	30	44	45	51	96	143
PUEBLO WEST MIDDLE SCHOOL Total		0	3	3	2	1	3	3	8	11	56	75	131	141	156	297	445
PUEBLO WEST HIGH SCHOOL																	
	9	0	0	0	1	0	1	0	3	3	37	42	79	119	105	224	307
	10	3	0	3	3	0	3	0	0	0	22	31	53	118	101	219	278
	11	0	1	1	5	3	8	2	0	2	28	33	61	78	86	164	236
	12	1	1	2	2	2	4	1	2	3	19	15	34	74	70	144	187
PUEBLO WEST HIGH SCHOOL Total		4	2	6	11	5	16	3	5	8	106	121	227	389	362	751	1,008
RYE ELEMENTARY SCHOOL																	
	PK	0	1	1	0	0	0	0	0	0	0	0	0	8	13	21	22
	K	0	0	0	0	1	1	0	0	0	3	3	6	20	13	33	40
	1	0	0	0	0	0	0	0	1	1	3	1	4	15	14	29	34
	2	0	0	0	1	0	1	0	0	0	1	4	5	17	25	42	48
	3	0	0	0	0	0	0	0	0	0	5	6	11	22	29	51	62
	4	0	2	2	0	0	0	0	0	0	3	4	7	21	27	48	57
	5	0	1	1	0	0	0	0	0	0	1	1	2	29	34	63	66
RYE ELEMENTARY SCHOOL Total		0	4	4	1	1	2	0	1	1	16	19	35	132	155	287	329
CRAVER MIDDLE SCHOOL																	
	6	2	1	3	0	0	0	1	0	1	7	6	13	29	26	55	72
	7	0	1	1	0	0	0	0	0	0	0	4	4	29	31	60	65
	8	0	0	0	0	0	0	0	0	0	5	0	5	40	31	71	76
CRAVER MIDDLE SCHOOL Total		2	2	4	0	0	0	1	0	1	12	10	22	98	88	186	213
RYE HIGH SCHOOL																	
	9	1	0	1	0	0	0	1	0	1	3	1	4	28	24	52	58
	10	0	0	0	0	0	0	0	0	0	3	2	5	22	39	61	66
	11	0	0	0	0	0	0	0	0	0	6	6	12	29	22	51	63
	12	0	0	0	0	0	0	0	1	1	3	2	5	15	26	41	47
RYE HIGH SCHOOL Total		1	0	1	0	0	0	1	1	2	15	11	26	94	111	205	234

COLORADO DEPARTMENT OF EDUCATION

FALL 2003 PUPIL MEMBERSHIP BY COUNTY, DISTRICT, SCHOOL, GRADE, RACE/ETHNICITY, AND GENDER

COUNTY/DISTRICT/SCHOOL	GRADE LEVEL	AMERICAN INDIAN OR ALASKAN NATIVE			ASIAN OR PACIFIC ISLANDER			BLACK (NOT HISPANIC)			HISPANIC			WHITE (NOT HISPANIC)			GRAND TOTAL
		FEMALE	MALE	TOTAL	FEMALE	MALE	TOTAL	FEMALE	MALE	TOTAL	FEMALE	MALE	TOTAL	FEMALE	MALE	TOTAL	
PUEBLO																	
SIERRA VISTA ELEMENTARY SCHOOL																	
	PK	0	1	1	0	1	1	0	1	1	2	2	4	7	12	19	26
	K	1	1	2	0	1	1	0	1	1	9	8	17	29	38	67	88
	1	0	0	0	1	0	1	2	0	2	3	7	10	43	45	88	101
	2	0	1	1	0	1	1	0	1	1	11	5	16	32	40	72	91
	3	0	0	0	0	0	0	2	2	4	6	13	19	40	41	81	104
	4	1	0	1	2	0	2	0	3	3	7	11	18	40	44	84	108
	5	2	0	2	0	0	0	0	2	2	12	13	25	40	43	83	112
SIERRA VISTA ELEMENTARY SCHOOL Total		4	3	7	3	3	6	4	10	14	50	59	109	231	263	494	630
SOUTH MESA ELEMENTARY SCHOOL																	
	PK	1	1	2	0	0	0	0	0	0	1	5	6	7	9	16	24
	K	1	0	1	0	0	0	0	0	0	14	4	18	17	15	32	51
	1	2	0	2	0	0	0	0	1	1	8	14	22	11	15	26	51
	2	0	2	2	0	0	0	0	0	0	10	11	21	17	17	34	57
	3	0	0	0	0	0	0	0	0	0	5	11	16	10	17	27	43
	4	0	0	0	0	0	0	0	1	1	8	9	17	16	15	31	49
	5	0	1	1	0	0	0	0	0	0	10	8	18	21	13	34	53
SOUTH MESA ELEMENTARY SCHOOL Total		4	4	8	0	0	0	0	2	2	56	62	118	99	101	200	328
SWALLOWS CHARTER ACADEMY																	
	K	0	0	0	0	0	0	1	0	1	2	3	5	6	9	15	21
	1	0	0	0	0	0	0	0	0	0	2	3	5	6	11	17	22
	2	0	0	0	0	0	0	0	0	0	2	3	5	8	9	17	22
	3	0	0	0	0	0	0	0	0	0	3	4	7	6	9	15	22
	4	0	0	0	0	0	0	0	0	0	3	3	6	8	6	14	20
	5	0	0	0	1	0	1	1	0	1	1	0	1	11	8	19	22
	6	0	0	0	0	0	0	0	0	0	4	2	6	6	6	12	18
	7	0	0	0	0	1	1	0	0	0	1	1	2	4	7	11	14
	8	0	0	0	0	0	0	0	0	0	3	2	5	7	5	12	17
SWALLOWS CHARTER ACADEMY Total		0	0	0	1	1	2	2	0	2	21	21	42	62	70	132	178
THE CONNECT CHARTER SCHOOL																	
	6	0	0	0	0	1	1	0	0	0	6	5	11	23	19	42	54
	7	0	0	0	1	0	1	2	0	2	2	7	9	16	20	36	48
	8	0	0	0	0	1	1	0	0	0	1	4	5	18	23	41	47
THE CONNECT CHARTER SCHOOL Total		0	0	0	1	2	3	2	0	2	9	16	25	57	62	119	149
VINELAND ELEMENTARY SCHOOL																	
	K	0	0	0	0	0	0	0	0	0	6	7	13	15	8	23	36
	1	3	1	4	0	0	0	0	0	0	8	1	9	17	9	26	39
	2	0	0	0	0	0	0	0	1	1	4	6	10	14	20	34	45
	3	0	0	0	0	0	0	1	0	1	6	4	10	15	14	29	40
	4	0	0	0	0	0	0	0	1	1	4	7	11	15	13	28	40
	5	0	0	0	0	0	0	1	0	1	6	5	11	15	20	35	47
VINELAND ELEMENTARY SCHOOL Total		3	1	4	0	0	0	2	2	4	34	30	64	91	84	175	247

COLORADO DEPARTMENT OF EDUCATION

FALL 2003 PUPIL MEMBERSHIP BY COUNTY, DISTRICT, SCHOOL, GRADE, RACE/ETHNICITY, AND GENDER

COUNTY/DISTRICT/SCHOOL	GRADE LEVEL	AMERICAN INDIAN OR ALASKAN NATIVE			ASIAN OR PACIFIC ISLANDER			BLACK (NOT HISPANIC)			HISPANIC			WHITE (NOT HISPANIC)			GRAND TOTAL
		FEMALE	MALE	TOTAL	FEMALE	MALE	TOTAL	FEMALE	MALE	TOTAL	FEMALE	MALE	TOTAL	FEMALE	MALE	TOTAL	
<u>PUEBLO</u>																	
VINELAND MIDDLE SCHOOL	6	0	1	1	1	0	1	0	0	0	21	30	51	20	34	54	107
	7	0	0	0	1	1	2	2	2	4	13	28	41	31	38	69	116
	8	0	0	0	0	0	0	0	1	1	24	25	49	36	37	73	123
VINELAND MIDDLE SCHOOL Total		0	1	1	2	1	3	2	3	5	58	83	141	87	109	196	346
PUEBLO COUNTY RURAL 70 Total		33	34	67	30	22	52	46	55	101	1,001	1,087	2,088	2,811	2,926	5,737	8,045
PUEBLO Total		181	184	365	86	69	155	254	271	525	5,835	6,342	12,177	6,123	6,393	12,516	25,738 *

* NOTE: 2/4/2004 Detention Center students were removed from the district count and pulled into a separate category. Although detention center students receive educational services from school district employees, school districts have no jurisdiction over any other detention center function.