

2003-2004  
STATE

Colorado Department of Education  
Student End of Year  
1-Year GRADUATION RATE BY SCHOOL AND IPST CATEGORY

	GRAD BASE ADJUSTMENTS	GRADUATION BASE	GRADUATES	GRADUATION RATE	COMPLETERS	COMPLETION RATE	
COUNTY	:	01	ADAMS				
District:	0010	MAPLETON	1				
#1#4#5*	0204	Alternative	School				
Students With Disabilities		0	0	0	n/a	0	n/a
Limited English Proficient		0	0	0	n/a	0	n/a
Economically Disadvantaged		0	0	0	n/a	0	n/a
Migrant		0	0	0	n/a	0	n/a
Title1		0	0	0	n/a	0	n/a
Homeless		0	0	0	n/a	0	n/a
Gifted and Talented		0	0	0	n/a	0	n/a
#1	3960	Skyview	High	School			
Students With Disabilities		0	28	23	82.10%	24	85.70%
Limited English Proficient		0	64	61	95.30%	61	95.30%
Economically Disadvantaged		0	53	46	86.80%	47	88.70%
Migrant		0	3	3	100.00%	3	100.00%
Title1		0	0	0	n/a	0	n/a
Homeless		0	2	2	100.00%	2	100.00%
Gifted and Talented		0	6	4	66.70%	5	83.30%
DISTRICT	TOTALS	(All	Schools)				
Students With Disabilities		0	28	23	82.10%	24	85.70%
Limited English Proficient		0	64	61	95.30%	61	95.30%
Economically Disadvantaged		0	53	46	86.80%	47	88.70%
Migrant		0	3	3	100.00%	3	100.00%
Title1		0	0	0	n/a	0	n/a
Homeless		0	2	2	100.00%	2	100.00%
Gifted and Talented		0	6	4	66.70%	5	83.30%
District:	0020	ADAMS	12	FIVE	STAR	SCHOOLS	

2003-2004  
STATE

Colorado Department of Education

Student End of Year

1-Year GRADUATION RATE BY SCHOOL AND IPST CATEGORY

	GRAD BASE ADJUSTMENTS	GRADUATION BASE	GRADUATES	GRADUATION RATE	COMPLETERS	COMPLETION RATE
#1	0015	Academy	Of	Charter	Schools	
Students With Disabilities	0	0	0	n/a	0	n/a
Limited English Proficient	0	0	0	n/a	0	n/a
Economically Disadvantaged	0	6	6	100.00%	6	100.00%
Migrant	0	0	0	n/a	0	n/a
Title1	0	0	0	n/a	0	n/a
Homeless	0	0	0	n/a	0	n/a
Gifted and Talented	0	0	0	n/a	0	n/a
#1#4	0036	High	Plains	High	School	
Students With Disabilities	0	15	15	100.00%	15	100.00%
Limited English Proficient	0	1	1	100.00%	1	100.00%
Economically Disadvantaged	0	0	0	n/a	0	n/a
Migrant	0	0	0	n/a	0	n/a
Title1	0	0	0	n/a	0	n/a
Homeless	0	0	0	n/a	0	n/a
Gifted and Talented	0	0	0	n/a	0	n/a
#1#4	0210	Vantage	Point			
Students With Disabilities	0	7	3	42.90%	3	42.90%
Limited English Proficient	0	0	0	n/a	0	n/a
Economically Disadvantaged	0	6	5	83.30%	5	83.30%
Migrant	0	0	0	n/a	0	n/a
Title1	0	0	0	n/a	0	n/a
Homeless	0	0	0	n/a	0	n/a
Gifted and Talented	0	0	0	n/a	0	n/a
#1	1752	Colorado	Virtual	Academy	(Cova)	
Students With Disabilities	0	0	0	n/a	0	n/a
Limited English Proficient	0	0	0	n/a	0	n/a

2003-2004		Colorado Department of Education					
STATE		Student End of Year					
		1-Year GRADUATION RATE BY SCHOOL AND IPST CATEGORY					
		GRAD BASE ADJUSTMENTS	GRADUATION BASE	GRADUATES	GRADUATION RATE	COMPLETERS	COMPLETION RATE
Economically Disadvantaged		0	0	0	n/a	0	n/a
Migrant		0	0	0	n/a	0	n/a
Title1		0	0	0	n/a	0	n/a
Homeless		0	0	0	n/a	0	n/a
Gifted and Talented		0	0	0	n/a	0	n/a
#1	4108	Horizon	High		School		
Students With Disabilities		0	67	50	74.60%	67	100.00%
Limited English Proficient		0	0	0	n/a	0	n/a
Economically Disadvantaged		0	22	22	100.00%	22	100.00%
Migrant		0	0	0	n/a	0	n/a
Title1		0	0	0	n/a	0	n/a
Homeless		0	1	1	100.00%	1	100.00%
Gifted and Talented		0	0	0	n/a	0	n/a
#1	5043	Legacy	High		School		
Students With Disabilities		0	30	30	100.00%	30	100.00%
Limited English Proficient		0	6	1	16.70%	6	100.00%
Economically Disadvantaged		0	20	20	100.00%	20	100.00%
Migrant		0	1	1	100.00%	1	100.00%
Title1		0	0	0	n/a	0	n/a
Homeless		0	5	5	100.00%	5	100.00%
Gifted and Talented		0	0	0	n/a	0	n/a
#1	5816	Thornton	High		School		
Students With Disabilities		0	48	45	93.80%	48	100.00%
Limited English Proficient		0	14	14	100.00%	14	100.00%
Economically Disadvantaged		0	68	67	98.50%	67	98.50%
Migrant		0	2	2	100.00%	2	100.00%
Title1		0	0	0	n/a	0	n/a

2003-2004		Colorado Department of Education					
STATE		Student End of Year					
		1-Year GRADUATION RATE BY SCHOOL AND IPST CATEGORY					
		GRAD BASE ADJUSTMENTS	GRADUATION BASE	GRADUATES	GRADUATION RATE	COMPLETERS	COMPLETION RATE
Homeless		0	2	2	100.00%	2	100.00%
Gifted and Talented		0	0	0	n/a	0	n/a
#1	6402		Northglenn	High	School		
Students With Disabilities		0	43	41	95.30%	41	95.30%
Limited English Proficient		0	27	26	96.30%	26	96.30%
Economically Disadvantaged		0	47	44	93.60%	44	93.60%
Migrant		0	4	4	100.00%	4	100.00%
Title1		0	6	6	100.00%	6	100.00%
Homeless		0	1	1	100.00%	1	100.00%
Gifted and Talented		0	0	0	n/a	0	n/a
#1	6950		Pinnacle	Charter	School		
Students With Disabilities		0	0	0	n/a	0	n/a
Limited English Proficient		0	0	0	n/a	0	n/a
Economically Disadvantaged		0	0	0	n/a	0	n/a
Migrant		0	0	0	n/a	0	n/a
Title1		0	0	0	n/a	0	n/a
Homeless		0	0	0	n/a	0	n/a
Gifted and Talented		0	0	0	n/a	0	n/a
#1#5*	9155		Bollman	Occupational	Center		
Students With Disabilities		0	0	0	n/a	0	n/a
Limited English Proficient		0	0	0	n/a	0	n/a
Economically Disadvantaged		0	0	0	n/a	0	n/a
Migrant		0	0	0	n/a	0	n/a
Title1		0	0	0	n/a	0	n/a
Homeless		0	0	0	n/a	0	n/a
Gifted and Talented		0	0	0	n/a	0	n/a
DISTRICT	TOTALS		(All	Schools)			

2003-2004  
STATE

Colorado Department of Education  
Student End of Year  
1-Year GRADUATION RATE BY SCHOOL AND IPST CATEGORY

	GRAD BASE ADJUSTMENTS	GRADUATION BASE	GRADUATES	GRADUATION RATE	COMPLETERS	COMPLETION RATE
Students With Disabilities	0	210	184	87.60%	204	97.10%
Limited English Proficient	0	48	42	87.50%	47	97.90%
Economically Disadvantaged	0	169	164	97.00%	164	97.00%
Migrant	0	7	7	100.00%	7	100.00%
Title1	0	6	6	100.00%	6	100.00%
Homeless	0	9	9	100.00%	9	100.00%
Gifted and Talented	0	0	0	n/a	0	n/a
District:	0030	ADAMS	COUNTY	14		
#1#4	0022	Lester	R	Arnold	High	School
Students With Disabilities	0	1	1	100.00%	1	100.00%
Limited English Proficient	0	0	0	n/a	0	n/a
Economically Disadvantaged	0	8	6	75.00%	7	87.50%
Migrant	0	0	0	n/a	0	n/a
Title1	0	4	4	100.00%	4	100.00%
Homeless	0	0	0	n/a	0	n/a
Gifted and Talented	0	4	3	75.00%	4	100.00%
#1	0024	Adams	City	High	School	
Students With Disabilities	0	18	15	83.30%	15	83.30%
Limited English Proficient	0	31	27	87.10%	27	87.10%
Economically Disadvantaged	0	77	72	93.50%	72	93.50%
Migrant	0	8	8	100.00%	8	100.00%
Title1	0	38	36	94.70%	36	94.70%
Homeless	0	0	0	n/a	0	n/a
Gifted and Talented	0	19	19	100.00%	19	100.00%
DISTRICT	TOTALS	(All	Schools)			
Students With Disabilities	0	19	16	84.20%	16	84.20%
Limited English Proficient	0	31	27	87.10%	27	87.10%

2003-2004		Colorado Department of Education					
STATE		Student End of Year					
		1-Year GRADUATION RATE BY SCHOOL AND IPST CATEGORY					
		GRAD BASE ADJUSTMENTS	GRADUATION BASE	GRADUATES	GRADUATION RATE	COMPLETERS	COMPLETION RATE
Economically Disadvantaged		0	85	78	91.80%	79	92.90%
Migrant		0	8	8	100.00%	8	100.00%
Title1		0	42	40	95.20%	40	95.20%
Homeless		0	0	0	n/a	0	n/a
Gifted and Talented		0	23	22	95.70%	23	100.00%
District:	0040	BRIGHTON 27J					
#1#4	1021	Brighton Heritage Academy					
Students With Disabilities		0	1	1	100.00%	1	100.00%
Limited English Proficient		0	1	0	0.00%	0	0.00%
Economically Disadvantaged		0	2	1	50.00%	1	50.00%
Migrant		0	0	0	n/a	0	n/a
Title1		0	0	0	n/a	0	n/a
Homeless		0	0	0	n/a	0	n/a
Gifted and Talented		0	0	0	n/a	0	n/a
#1	1022	Brighton High School					
Students With Disabilities		0	9	9	100.00%	9	100.00%
Limited English Proficient		0	42	39	92.90%	39	92.90%
Economically Disadvantaged		0	34	28	82.40%	28	82.40%
Migrant		0	6	5	83.30%	5	83.30%
Title1		0	1	1	100.00%	1	100.00%
Homeless		0	4	4	100.00%	4	100.00%
Gifted and Talented		0	69	68	98.60%	68	98.60%
#1	1027	Brighton Charter School					
Students With Disabilities		0	2	1	50.00%	1	50.00%
Limited English Proficient		0	0	0	n/a	0	n/a
Economically Disadvantaged		0	3	3	100.00%	3	100.00%
Migrant		0	0	0	n/a	0	n/a

2003-2004  
STATE

Colorado Department of Education

Student End of Year

1-Year GRADUATION RATE BY SCHOOL AND IPST CATEGORY

	GRAD BASE ADJUSTMENTS	GRADUATION BASE	GRADUATES	GRADUATION RATE	COMPLETERS	COMPLETION RATE
Title1	0	0	0	n/a	0	n/a
Homeless	0	0	0	n/a	0	n/a
Gifted and Talented	0	0	0	n/a	0	n/a
DISTRICT	TOTALS	(All	Schools)			
Students With Disabilities	0	12	11	91.70%	11	91.70%
Limited English Proficient	0	43	39	90.70%	39	90.70%
Economically Disadvantaged	0	39	32	82.10%	32	82.10%
Migrant	0	6	5	83.30%	5	83.30%
Title1	0	1	1	100.00%	1	100.00%
Homeless	0	4	4	100.00%	4	100.00%
Gifted and Talented	0	69	68	98.60%	68	98.60%
District: #1	0050 0775	BENNETT Bennett	29J High	School		
Students With Disabilities	0	6	6	100.00%	6	100.00%
Limited English Proficient	0	0	0	n/a	0	n/a
Economically Disadvantaged	0	12	12	100.00%	12	100.00%
Migrant	0	0	0	n/a	0	n/a
Title1	0	1	1	100.00%	1	100.00%
Homeless	0	0	0	n/a	0	n/a
Gifted and Talented	0	0	0	n/a	0	n/a
DISTRICT	TOTALS	(All	Schools)			
Students With Disabilities	0	6	6	100.00%	6	100.00%
Limited English Proficient	0	0	0	n/a	0	n/a
Economically Disadvantaged	0	12	12	100.00%	12	100.00%
Migrant	0	0	0	n/a	0	n/a
Title1	0	1	1	100.00%	1	100.00%
Homeless	0	0	0	n/a	0	n/a

2003-2004  
STATE

Colorado Department of Education  
Student End of Year  
1-Year GRADUATION RATE BY SCHOOL AND IPST CATEGORY

	GRAD BASE ADJUSTMENTS	GRADUATION BASE	GRADUATES	GRADUATION RATE	COMPLETERS	COMPLETION RATE	
Gifted and Talented		0	0	0	n/a	0	n/a
District:	0060	STRASBURG	31J				
#1#4	7133	Prairie	Creeks	Charter	School		
Students With Disabilities		0	3	0	0.00%	0	0.00%
Limited English Proficient		0	0	0	n/a	0	n/a
Economically Disadvantaged		0	0	0	n/a	0	n/a
Migrant		0	0	0	n/a	0	n/a
Title1		0	0	0	n/a	0	n/a
Homeless		0	0	0	n/a	0	n/a
Gifted and Talented		0	0	0	n/a	0	n/a
#1	8334	Strasburg	High	School			
Students With Disabilities		0	4	4	100.00%	4	100.00%
Limited English Proficient		0	0	0	n/a	0	n/a
Economically Disadvantaged		0	1	1	100.00%	1	100.00%
Migrant		0	0	0	n/a	0	n/a
Title1		0	0	0	n/a	0	n/a
Homeless		0	0	0	n/a	0	n/a
Gifted and Talented		0	0	0	n/a	0	n/a
DISTRICT	TOTALS	(All	Schools)				
Students With Disabilities		0	7	4	57.10%	4	57.10%
Limited English Proficient		0	0	0	n/a	0	n/a
Economically Disadvantaged		0	1	1	100.00%	1	100.00%
Migrant		0	0	0	n/a	0	n/a
Title1		0	0	0	n/a	0	n/a
Homeless		0	0	0	n/a	0	n/a
Gifted and Talented		0	0	0	n/a	0	n/a
District:	0070	WESTMINSTER	50				



Colorado Department of Education

2003-2004

Student End of Year

STATE

1-Year GRADUATION RATE BY SCHOOL AND IPST CATEGORY

	GRAD BASE ADJUSTMENTS	GRADUATION BASE	GRADUATES	GRADUATION RATE	COMPLETERS	COMPLETION RATE
#1#5*	1320	Career	Enrichment	Park		
Students With Disabilities	0	0	0	n/a	0	n/a
Limited English Proficient	0	0	0	n/a	0	n/a
Economically Disadvantaged	0	0	0	n/a	0	n/a
Migrant	0	0	0	n/a	0	n/a
Title1	0	0	0	n/a	0	n/a
Homeless	0	0	0	n/a	0	n/a
Gifted and Talented	0	0	0	n/a	0	n/a
#1#4#5*	1322	Alternative	Center	For	Education	
Students With Disabilities	0	0	0	n/a	0	n/a
Limited English Proficient	0	0	0	n/a	0	n/a
Economically Disadvantaged	0	0	0	n/a	0	n/a
Migrant	0	0	0	n/a	0	n/a
Title1	0	0	0	n/a	0	n/a
Homeless	0	0	0	n/a	0	n/a
Gifted and Talented	0	0	0	n/a	0	n/a
#1	4326	Iver	C.	Ranum	High	School
Students With Disabilities	0	18	13	72.20%	13	72.20%
Limited English Proficient	0	61	57	93.40%	57	93.40%
Economically Disadvantaged	0	97	91	93.80%	91	93.80%
Migrant	0	6	6	100.00%	6	100.00%
Title1	0	0	0	n/a	0	n/a
Homeless	0	33	32	97.00%	32	97.00%
Gifted and Talented	0	26	26	100.00%	26	100.00%
#1	9466	Westminster	High	School		
Students With Disabilities	0	18	14	77.80%	14	77.80%
Limited English Proficient	0	25	25	100.00%	25	100.00%

2003-2004		Colorado Department of Education					
STATE		Student End of Year					
		1-Year GRADUATION RATE BY SCHOOL AND IPST CATEGORY					
		GRAD BASE ADJUSTMENTS	GRADUATION BASE	GRADUATES	GRADUATION RATE	COMPLETERS	COMPLETION RATE
Economically Disadvantaged		0	74	74	100.00%	74	100.00%
Migrant		0	4	4	100.00%	4	100.00%
Title1		0	0	0	n/a	0	n/a
Homeless		0	5	5	100.00%	5	100.00%
Gifted and Talented		0	24	24	100.00%	24	100.00%
DISTRICT	TOTALS	(All	Schools)				
Students With Disabilities		0	36	27	75.00%	27	75.00%
Limited English Proficient		0	86	82	95.30%	82	95.30%
Economically Disadvantaged		0	171	165	96.50%	165	96.50%
Migrant		0	10	10	100.00%	10	100.00%
Title1		0	0	0	n/a	0	n/a
Homeless		0	38	37	97.40%	37	97.40%
Gifted and Talented		0	50	50	100.00%	50	100.00%
COUNTY	:	02	ALAMOSA				
District:	0100	ALAMOSA	RE-11J				
#1	0118	Alamosa	High School				
Students With Disabilities		0	13	13	100.00%	13	100.00%
Limited English Proficient		0	8	8	100.00%	8	100.00%
Economically Disadvantaged		0	43	41	95.30%	41	95.30%
Migrant		0	7	7	100.00%	7	100.00%
Title1		0	0	0	n/a	0	n/a
Homeless		0	0	0	n/a	0	n/a
Gifted and Talented		0	0	0	n/a	0	n/a
#1#4	0119	Alamosa	Open School				
Students With Disabilities		0	2	2	100.00%	2	100.00%
Limited English Proficient		0	0	0	n/a	0	n/a
Economically Disadvantaged		0	15	11	73.30%	13	86.70%

2003-2004  
STATE

Colorado Department of Education

Student End of Year

1-Year GRADUATION RATE BY SCHOOL AND IPST CATEGORY

	GRAD BASE ADJUSTMENTS	GRADUATION BASE	GRADUATES	GRADUATION RATE	COMPLETERS	COMPLETION RATE
Migrant	0	1	1	100.00%	1	100.00%
Title1	0	0	0	n/a	0	n/a
Homeless	0	0	0	n/a	0	n/a
Gifted and Talented	0	0	0	n/a	0	n/a
DISTRICT	TOTALS	(All	Schools)			
Students With Disabilities	0	15	15	100.00%	15	100.00%
Limited English Proficient	0	8	8	100.00%	8	100.00%
Economically Disadvantaged	0	58	52	89.70%	54	93.10%
Migrant	0	8	8	100.00%	8	100.00%
Title1	0	0	0	n/a	0	n/a
Homeless	0	0	0	n/a	0	n/a
Gifted and Talented	0	0	0	n/a	0	n/a
District:	0110	SANGRE	DE	CRISTO	RE-22J	
#1	7630	Sangre De Cristo Undivided High School				
Students With Disabilities	0	1	1	100.00%	1	100.00%
Limited English Proficient	0	0	0	n/a	0	n/a
Economically Disadvantaged	0	8	8	100.00%	8	100.00%
Migrant	0	0	0	n/a	0	n/a
Title1	0	0	0	n/a	0	n/a
Homeless	0	0	0	n/a	0	n/a
Gifted and Talented	0	0	0	n/a	0	n/a
DISTRICT	TOTALS	(All	Schools)			
Students With Disabilities	0	1	1	100.00%	1	100.00%
Limited English Proficient	0	0	0	n/a	0	n/a
Economically Disadvantaged	0	8	8	100.00%	8	100.00%
Migrant	0	0	0	n/a	0	n/a
Title1	0	0	0	n/a	0	n/a

2003-2004  
STATE

Colorado Department of Education

Student End of Year

1-Year GRADUATION RATE BY SCHOOL AND IPST CATEGORY

	GRAD BASE ADJUSTMENTS	GRADUATION BASE	GRADUATES	GRADUATION RATE	COMPLETERS	COMPLETION RATE	
Homeless		0	0	0	n/a	0	n/a
Gifted and Talented		0	0	0	n/a	0	n/a
COUNTY	:	03	ARAPAHOE				
District:	0120	ENGLEWOOD		1			
#1#4	0206	Colorado'S	Finest	Alternative	High	School	
Students With Disabilities		0	4	2	50.00%	2	50.00%
Limited English Proficient		0	0	0	n/a	0	n/a
Economically Disadvantaged		0	20	9	45.00%	9	45.00%
Migrant		0	0	0	n/a	0	n/a
Title1		0	0	0	n/a	0	n/a
Homeless		0	14	5	35.70%	5	35.70%
Gifted and Talented		0	0	0	n/a	0	n/a
#1	2746	Englewood	High	School			
Students With Disabilities		0	28	24	85.70%	24	85.70%
Limited English Proficient		0	0	0	n/a	0	n/a
Economically Disadvantaged		0	26	23	88.50%	23	88.50%
Migrant		0	0	0	n/a	0	n/a
Title1		0	0	0	n/a	0	n/a
Homeless		0	2	1	50.00%	1	50.00%
Gifted and Talented		0	0	0	n/a	0	n/a
DISTRICT	TOTALS	(All	Schools)				
Students With Disabilities		0	32	26	81.30%	26	81.30%
Limited English Proficient		0	0	0	n/a	0	n/a
Economically Disadvantaged		0	46	32	69.60%	32	69.60%
Migrant		0	0	0	n/a	0	n/a
Title1		0	0	0	n/a	0	n/a
Homeless		0	16	6	37.50%	6	37.50%

2003-2004  
STATE

Colorado Department of Education

Student End of Year

1-Year GRADUATION RATE BY SCHOOL AND IPST CATEGORY

	GRAD BASE ADJUSTMENTS	GRADUATION BASE	GRADUATES	GRADUATION RATE	COMPLETERS	COMPLETION RATE	
Gifted and Talented		0	0	0	n/a	0	n/a
District:	0123	SHERIDAN		2			
#1	7842	Sheridan	High	School			
Students With Disabilities		0	10	9	90.00%	9	90.00%
Limited English Proficient		0	19	17	89.50%	17	89.50%
Economically Disadvantaged		0	25	22	88.00%	22	88.00%
Migrant		0	0	0	n/a	0	n/a
Title1		0	0	0	n/a	0	n/a
Homeless		0	3	3	100.00%	3	100.00%
Gifted and Talented		0	11	11	100.00%	11	100.00%
DISTRICT	TOTALS	(All	Schools)				
Students With Disabilities		0	10	9	90.00%	9	90.00%
Limited English Proficient		0	19	17	89.50%	17	89.50%
Economically Disadvantaged		0	25	22	88.00%	22	88.00%
Migrant		0	0	0	n/a	0	n/a
Title1		0	0	0	n/a	0	n/a
Homeless		0	3	3	100.00%	3	100.00%
Gifted and Talented		0	11	11	100.00%	11	100.00%
District:	0130	CHERRY	CREEK	5			
#1	1551	Cherokee	Trail	High	School		
Students With Disabilities		0	0	0	n/a	0	n/a
Limited English Proficient		0	0	0	n/a	0	n/a
Economically Disadvantaged		0	0	0	n/a	0	n/a
Migrant		0	0	0	n/a	0	n/a
Title1		0	0	0	n/a	0	n/a
Homeless		0	0	0	n/a	0	n/a
Gifted and Talented		0	0	0	n/a	0	n/a

2003-2004  
STATE

Colorado Department of Education

Student End of Year

1-Year GRADUATION RATE BY SCHOOL AND IPST CATEGORY

	GRAD BASE ADJUSTMENTS	GRADUATION BASE	GRADUATES	GRADUATION RATE	COMPLETERS	COMPLETION RATE
#1	1570	Cherry	Creek	High	School	
Students With Disabilities	0	86	80	93.00%	80	93.00%
Limited English Proficient	0	0	0	n/a	0	n/a
Economically Disadvantaged	0	16	16	100.00%	16	100.00%
Migrant	0	0	0	n/a	0	n/a
Title1	0	0	0	n/a	0	n/a
Homeless	0	0	0	n/a	0	n/a
Gifted and Talented	0	144	142	98.60%	142	98.60%
#1	2357	Eaglecrest	High	School		
Students With Disabilities	0	65	57	87.70%	57	87.70%
Limited English Proficient	0	0	0	n/a	0	n/a
Economically Disadvantaged	0	42	42	100.00%	42	100.00%
Migrant	0	0	0	n/a	0	n/a
Title1	0	0	0	n/a	0	n/a
Homeless	0	0	0	n/a	0	n/a
Gifted and Talented	0	55	55	100.00%	55	100.00%
#1	3589	Grandview	High	School		
Students With Disabilities	0	68	62	91.20%	62	91.20%
Limited English Proficient	0	0	0	n/a	0	n/a
Economically Disadvantaged	0	13	13	100.00%	13	100.00%
Migrant	0	0	0	n/a	0	n/a
Title1	0	0	0	n/a	0	n/a
Homeless	0	0	0	n/a	0	n/a
Gifted and Talented	0	64	63	98.40%	63	98.40%
#1#5*	4461	Joliet	Complex			
Students With Disabilities	0	0	0	n/a	0	n/a
Limited English Proficient	0	0	0	n/a	0	n/a

2003-2004  
STATE

Colorado Department of Education  
Student End of Year  
1-Year GRADUATION RATE BY SCHOOL AND IPST CATEGORY

		GRAD BASE ADJUSTMENTS	GRADUATION BASE	GRADUATES	GRADUATION RATE	COMPLETERS	COMPLETION RATE
Economically Disadvantaged		0	0	0	n/a	0	n/a
Migrant		0	0	0	n/a	0	n/a
Title1		0	0	0	n/a	0	n/a
Homeless		0	0	0	n/a	0	n/a
Gifted and Talented		0	0	0	n/a	0	n/a
#1	6625		Overland	High	School		
Students With Disabilities		0	48	47	97.90%	47	97.90%
Limited English Proficient		0	0	0	n/a	0	n/a
Economically Disadvantaged		0	85	82	96.50%	82	96.50%
Migrant		0	0	0	n/a	0	n/a
Title1		0	0	0	n/a	0	n/a
Homeless		0	0	0	n/a	0	n/a
Gifted and Talented		0	39	38	97.40%	38	97.40%
#1#4#5*	7162		P.R.E.P.	(Alternative)	High	School	
Students With Disabilities		0	0	0	n/a	0	n/a
Limited English Proficient		0	0	0	n/a	0	n/a
Economically Disadvantaged		0	0	0	n/a	0	n/a
Migrant		0	0	0	n/a	0	n/a
Title1		0	0	0	n/a	0	n/a
Homeless		0	0	0	n/a	0	n/a
Gifted and Talented		0	0	0	n/a	0	n/a
#1	8020		Smoky	Hill	High	School	
Students With Disabilities		0	73	65	89.00%	65	89.00%
Limited English Proficient		0	1	0	0.00%	0	0.00%
Economically Disadvantaged		0	47	41	87.20%	41	87.20%
Migrant		0	0	0	n/a	0	n/a
Title1		0	0	0	n/a	0	n/a

2003-2004  
STATE

Colorado Department of Education  
Student End of Year  
1-Year GRADUATION RATE BY SCHOOL AND IPST CATEGORY


	GRAD BASE ADJUSTMENTS	GRADUATION BASE	GRADUATES	GRADUATION RATE	COMPLETERS	COMPLETION RATE
Homeless	0	0	0	n/a	0	n/a
Gifted and Talented	0	76	75	98.70%	75	98.70%
DISTRICT	TOTALS	(All	Schools)			
Students With Disabilities	0	340	311	91.50%	311	91.50%
Limited English Proficient	0	1	0	0.00%	0	0.00%
Economically Disadvantaged	0	203	194	95.60%	194	95.60%
Migrant	0	0	0	n/a	0	n/a
Title1	0	0	0	n/a	0	n/a
Homeless	0	0	0	n/a	0	n/a
Gifted and Talented	0	378	373	98.70%	373	98.70%
District:	0140	LITTLETON	6			
#1	0298	Arapahoe	High	School		
Students With Disabilities	0	30	28	93.30%	28	93.30%
Limited English Proficient	0	3	3	100.00%	3	100.00%
Economically Disadvantaged	0	1	1	100.00%	1	100.00%
Migrant	0	0	0	n/a	0	n/a
Title1	0	0	0	n/a	0	n/a
Homeless	0	0	0	n/a	0	n/a
Gifted and Talented	0	107	107	100.00%	107	100.00%
#1	3930	Heritage	High	School		
Students With Disabilities	0	32	32	100.00%	32	100.00%
Limited English Proficient	0	1	1	100.00%	1	100.00%
Economically Disadvantaged	0	7	7	100.00%	7	100.00%
Migrant	0	0	0	n/a	0	n/a
Title1	0	0	0	n/a	0	n/a
Homeless	0	0	0	n/a	0	n/a
Gifted and Talented	0	88	88	100.00%	88	100.00%



2003-2004  
STATE

Colorado Department of Education  
Student End of Year  
1-Year GRADUATION RATE BY SCHOOL AND IPST CATEGORY

	GRAD BASE ADJUSTMENTS	GRADUATION BASE	GRADUATES	GRADUATION RATE	COMPLETERS	COMPLETION RATE
#1	5224	Littleton	High	School		
Students With Disabilities	0	25	25	100.00%	25	100.00%
Limited English Proficient	0	13	13	100.00%	13	100.00%
Economically Disadvantaged	0	20	20	100.00%	20	100.00%
Migrant	0	0	0	n/a	0	n/a
Title1	0	0	0	n/a	0	n/a
Homeless	0	0	0	n/a	0	n/a
Gifted and Talented	0	36	36	100.00%	36	100.00%
#1#4#5*	6547	Options	School			
Students With Disabilities	0	0	0	n/a	0	n/a
Limited English Proficient	0	0	0	n/a	0	n/a
Economically Disadvantaged	0	0	0	n/a	0	n/a
Migrant	0	0	0	n/a	0	n/a
Title1	0	0	0	n/a	0	n/a
Homeless	0	0	0	n/a	0	n/a
Gifted and Talented	0	0	0	n/a	0	n/a
#1#4#5*	6809	Pathways				
Students With Disabilities	0	0	0	n/a	0	n/a
Limited English Proficient	0	0	0	n/a	0	n/a
Economically Disadvantaged	0	0	0	n/a	0	n/a
Migrant	0	0	0	n/a	0	n/a
Title1	0	0	0	n/a	0	n/a
Homeless	0	0	0	n/a	0	n/a
Gifted and Talented	0	0	0	n/a	0	n/a
DISTRICT	TOTALS	(All	Schools)			
Students With Disabilities	0	87	85	97.70%	85	97.70%
Limited English Proficient	0	17	17	100.00%	17	100.00%



2003-2004		Colorado Department of Education					
STATE		Student End of Year					
		1-Year GRADUATION RATE BY SCHOOL AND IPST CATEGORY					
		GRAD BASE ADJUSTMENTS	GRADUATION BASE	GRADUATES	GRADUATION RATE	COMPLETERS	COMPLETION RATE
Economically Disadvantaged		0	28	28	100.00%	28	100.00%
Migrant		0	0	0	n/a	0	n/a
Title1		0	0	0	n/a	0	n/a
Homeless		0	0	0	n/a	0	n/a
Gifted and Talented		0	231	231	100.00%	231	100.00%
District:	0170	DEER	TRAIL	26J			
#1	2140	Deer	Trail	Junior-Senior		High	School
Students With Disabilities		0	2	2	100.00%	2	100.00%
Limited English Proficient		0	0	0	n/a	0	n/a
Economically Disadvantaged		0	3	3	100.00%	3	100.00%
Migrant		0	0	0	n/a	0	n/a
Title1		0	0	0	n/a	0	n/a
Homeless		0	0	0	n/a	0	n/a
Gifted and Talented		0	0	0	n/a	0	n/a
DISTRICT	TOTALS	(All	Schools)				
Students With Disabilities		0	2	2	100.00%	2	100.00%
Limited English Proficient		0	0	0	n/a	0	n/a
Economically Disadvantaged		0	3	3	100.00%	3	100.00%
Migrant		0	0	0	n/a	0	n/a
Title1		0	0	0	n/a	0	n/a
Homeless		0	0	0	n/a	0	n/a
Gifted and Talented		0	0	0	n/a	0	n/a
District:	0180	ADAMS-ARAPAHO	28J				
#1#5*	0470	T	H	Pickens		(Technical	Center)
Students With Disabilities		0	0	0	n/a	0	n/a
Limited English Proficient		0	0	0	n/a	0	n/a
Economically Disadvantaged		0	0	0	n/a	0	n/a

2003-2004  
STATE

Colorado Department of Education

Student End of Year

1-Year GRADUATION RATE BY SCHOOL AND IPST CATEGORY

		GRAD BASE ADJUSTMENTS	GRADUATION BASE	GRADUATES	GRADUATION RATE	COMPLETERS	COMPLETION RATE
Migrant		0	0	0	n/a	0	n/a
Title1		0	0	0	n/a	0	n/a
Homeless		0	0	0	n/a	0	n/a
Gifted and Talented		0	0	0	n/a	0	n/a
#1	1458		Aurora	Central	High	School	
Students With Disabilities		0	36	21	58.30%	28	77.80%
Limited English Proficient		0	73	62	84.90%	62	84.90%
Economically Disadvantaged		0	122	111	91.00%	112	91.80%
Migrant		0	11	9	81.80%	9	81.80%
Title1		0	0	0	n/a	0	n/a
Homeless		0	2	1	50.00%	1	50.00%
Gifted and Talented		0	0	0	n/a	0	n/a
#1#4	2819		Hartenbach	High	School		
Students With Disabilities		0	2	1	50.00%	2	100.00%
Limited English Proficient		0	2	1	50.00%	2	100.00%
Economically Disadvantaged		0	2	0	0.00%	1	50.00%
Migrant		0	0	0	n/a	0	n/a
Title1		0	0	0	n/a	0	n/a
Homeless		0	1	0	0.00%	0	0.00%
Gifted and Talented		0	1	0	0.00%	1	100.00%
#1	3354		Gateway	High	School		
Students With Disabilities		0	31	29	93.50%	29	93.50%
Limited English Proficient		0	28	26	92.90%	27	96.40%
Economically Disadvantaged		0	39	34	87.20%	36	92.30%
Migrant		0	1	1	100.00%	1	100.00%
Title1		0	0	0	n/a	0	n/a
Homeless		0	7	7	100.00%	7	100.00%

2003-2004  
STATE

Colorado Department of Education

Student End of Year

1-Year GRADUATION RATE BY SCHOOL AND IPST CATEGORY

		GRAD BASE ADJUSTMENTS	GRADUATION BASE	GRADUATES	GRADUATION RATE	COMPLETERS	COMPLETION RATE
Gifted and Talented		0	0	0	n/a	0	n/a
#1	4024		Hinkley	High	School		
Students With Disabilities		0	24	21	87.50%	21	87.50%
Limited English Proficient		0	53	46	86.80%	46	86.80%
Economically Disadvantaged		0	78	74	94.90%	75	96.20%
Migrant		0	5	5	100.00%	5	100.00%
Title1		0	0	0	n/a	0	n/a
Homeless		0	0	0	n/a	0	n/a
Gifted and Talented		0	0	0	n/a	0	n/a
#1#4	6546		Options	School			
Students With Disabilities		0	0	0	n/a	0	n/a
Limited English Proficient		0	0	0	n/a	0	n/a
Economically Disadvantaged		0	1	0	0.00%	0	0.00%
Migrant		0	1	0	0.00%	0	0.00%
Title1		0	0	0	n/a	0	n/a
Homeless		0	0	0	n/a	0	n/a
Gifted and Talented		0	0	0	n/a	0	n/a
#1	7250		Rangeview	High	School		
Students With Disabilities		0	32	30	93.80%	30	93.80%
Limited English Proficient		0	19	17	89.50%	17	89.50%
Economically Disadvantaged		0	9	8	88.90%	8	88.90%
Migrant		0	0	0	n/a	0	n/a
Title1		0	0	0	n/a	0	n/a
Homeless		0	0	0	n/a	0	n/a
Gifted and Talented		0	0	0	n/a	0	n/a
#1#4	8356		William	Smith	High	School	
Students With Disabilities		0	2	2	100.00%	2	100.00%

2003-2004  
STATE

Colorado Department of Education

Student End of Year

1-Year GRADUATION RATE BY SCHOOL AND IPST CATEGORY

	GRAD BASE ADJUSTMENTS	GRADUATION BASE	GRADUATES	GRADUATION RATE	COMPLETERS	COMPLETION RATE
Limited English Proficient	0	5	4	80.00%	4	80.00%
Economically Disadvantaged	0	17	13	76.50%	14	82.40%
Migrant	0	0	0	n/a	0	n/a
Title1	0	0	0	n/a	0	n/a
Homeless	0	1	0	0.00%	1	100.00%
Gifted and Talented	0	0	0	n/a	0	n/a
DISTRICT TOTALS	(All	Schools)				
Students With Disabilities	0	127	104	81.90%	112	88.20%
Limited English Proficient	0	180	156	86.70%	158	87.80%
Economically Disadvantaged	0	268	240	89.60%	246	91.80%
Migrant	0	18	15	83.30%	15	83.30%
Title1	0	0	0	n/a	0	n/a
Homeless	0	11	8	72.70%	9	81.80%
Gifted and Talented	0	1	0	0.00%	1	100.00%
District: 0190	BYERS	32J				
#1 1176	Byers	Junior-Senior	High		School	
Students With Disabilities	0	0	0	n/a	0	n/a
Limited English Proficient	0	0	0	n/a	0	n/a
Economically Disadvantaged	0	6	6	100.00%	6	100.00%
Migrant	0	0	0	n/a	0	n/a
Title1	0	0	0	n/a	0	n/a
Homeless	0	0	0	n/a	0	n/a
Gifted and Talented	0	0	0	n/a	0	n/a
DISTRICT TOTALS	(All	Schools)				
Students With Disabilities	0	0	0	n/a	0	n/a
Limited English Proficient	0	0	0	n/a	0	n/a
Economically Disadvantaged	0	6	6	100.00%	6	100.00%

2003-2004  
STATE

Colorado Department of Education

Student End of Year

1-Year GRADUATION RATE BY SCHOOL AND IPST CATEGORY

	GRAD BASE ADJUSTMENTS	GRADUATION BASE	GRADUATES	GRADUATION RATE	COMPLETERS	COMPLETION RATE	
Migrant		0	0	0	n/a	0	n/a
Title1		0	0	0	n/a	0	n/a
Homeless		0	0	0	n/a	0	n/a
Gifted and Talented		0	0	0	n/a	0	n/a
COUNTY	:	04	ARCHULETA				
District:	0220	ARCHULETA	COUNTY	50	JT		
#1	6658	Pagosa	Springs	High	School		
Students With Disabilities		0	14	14	100.00%	14	100.00%
Limited English Proficient		0	0	0	n/a	0	n/a
Economically Disadvantaged		0	30	27	90.00%	30	100.00%
Migrant		0	0	0	n/a	0	n/a
Title1		0	0	0	n/a	0	n/a
Homeless		0	1	1	100.00%	1	100.00%
Gifted and Talented		0	0	0	n/a	0	n/a
DISTRICT	TOTALS	(All	Schools)				
Students With Disabilities		0	14	14	100.00%	14	100.00%
Limited English Proficient		0	0	0	n/a	0	n/a
Economically Disadvantaged		0	30	27	90.00%	30	100.00%
Migrant		0	0	0	n/a	0	n/a
Title1		0	0	0	n/a	0	n/a
Homeless		0	1	1	100.00%	1	100.00%
Gifted and Talented		0	0	0	n/a	0	n/a
COUNTY	:	05	BACA				
District:	0230	WALSH	RE-1				
#1	0144	Eagle	View	Academy			
Students With Disabilities		0	0	0	n/a	0	n/a
Limited English Proficient		0	0	0	n/a	0	n/a

2003-2004  
STATE

Colorado Department of Education  
Student End of Year  
1-Year GRADUATION RATE BY SCHOOL AND IPST CATEGORY

		GRAD BASE ADJUSTMENTS	GRADUATION BASE	GRADUATES	GRADUATION RATE	COMPLETERS	COMPLETION RATE
Economically Disadvantaged		0	0	0	n/a	0	n/a
Migrant		0	0	0	n/a	0	n/a
Title1		0	0	0	n/a	0	n/a
Homeless		0	0	0	n/a	0	n/a
Gifted and Talented		0	0	0	n/a	0	n/a
#1	9226		Walsh	High	School		
Students With Disabilities		0	0	0	n/a	0	n/a
Limited English Proficient		0	1	1	100.00%	1	100.00%
Economically Disadvantaged		0	6	6	100.00%	6	100.00%
Migrant		0	0	0	n/a	0	n/a
Title1		0	0	0	n/a	0	n/a
Homeless		0	0	0	n/a	0	n/a
Gifted and Talented		0	0	0	n/a	0	n/a
DISTRICT	TOTALS		(All	Schools)			
Students With Disabilities		0	0	0	n/a	0	n/a
Limited English Proficient		0	1	1	100.00%	1	100.00%
Economically Disadvantaged		0	6	6	100.00%	6	100.00%
Migrant		0	0	0	n/a	0	n/a
Title1		0	0	0	n/a	0	n/a
Homeless		0	0	0	n/a	0	n/a
Gifted and Talented		0	0	0	n/a	0	n/a
District:	0240		PRITCHETT	RE-3			
#1	7180		Pritchett	High	School		
Students With Disabilities		0	0	0	n/a	0	n/a
Limited English Proficient		0	0	0	n/a	0	n/a
Economically Disadvantaged		0	4	4	100.00%	4	100.00%
Migrant		0	0	0	n/a	0	n/a

2003-2004  
STATE

Colorado Department of Education

Student End of Year

1-Year GRADUATION RATE BY SCHOOL AND IPST CATEGORY

	GRAD BASE ADJUSTMENTS	GRADUATION BASE	GRADUATES	GRADUATION RATE	COMPLETERS	COMPLETION RATE
Title1	0	8	8	100.00%	8	100.00%
Homeless	0	0	0	n/a	0	n/a
Gifted and Talented	0	0	0	n/a	0	n/a
DISTRICT	TOTALS	(All	Schools)			
Students With Disabilities	0	0	0	n/a	0	n/a
Limited English Proficient	0	0	0	n/a	0	n/a
Economically Disadvantaged	0	4	4	100.00%	4	100.00%
Migrant	0	0	0	n/a	0	n/a
Title1	0	8	8	100.00%	8	100.00%
Homeless	0	0	0	n/a	0	n/a
Gifted and Talented	0	0	0	n/a	0	n/a
District:	0250	SPRINGFIELD	RE-4			
#1	8168	Springfield	High	School		
Students With Disabilities	0	0	0	n/a	0	n/a
Limited English Proficient	0	0	0	n/a	0	n/a
Economically Disadvantaged	0	10	10	100.00%	10	100.00%
Migrant	0	0	0	n/a	0	n/a
Title1	0	0	0	n/a	0	n/a
Homeless	0	0	0	n/a	0	n/a
Gifted and Talented	0	0	0	n/a	0	n/a
DISTRICT	TOTALS	(All	Schools)			
Students With Disabilities	0	0	0	n/a	0	n/a
Limited English Proficient	0	0	0	n/a	0	n/a
Economically Disadvantaged	0	10	10	100.00%	10	100.00%
Migrant	0	0	0	n/a	0	n/a
Title1	0	0	0	n/a	0	n/a
Homeless	0	0	0	n/a	0	n/a



2003-2004  
STATE

Colorado Department of Education  
Student End of Year  
1-Year GRADUATION RATE BY SCHOOL AND IPST CATEGORY

	GRAD BASE ADJUSTMENTS	GRADUATION BASE	GRADUATES	GRADUATION RATE	COMPLETERS	COMPLETION RATE	
Gifted and Talented		0	0	0	n/a	0	n/a
District:	0260	VILAS	RE-5				
#1	9085	V.I.L.A.S.	Online	School			
Students With Disabilities		0	3	3	100.00%	3	100.00%
Limited English Proficient		0	0	0	n/a	0	n/a
Economically Disadvantaged		0	0	0	n/a	0	n/a
Migrant		0	0	0	n/a	0	n/a
Title1		0	0	0	n/a	0	n/a
Homeless		0	0	0	n/a	0	n/a
Gifted and Talented		0	0	0	n/a	0	n/a
#1	9100	Vilas	Undivided	High	School		
Students With Disabilities		0	1	1	100.00%	1	100.00%
Limited English Proficient		0	0	0	n/a	0	n/a
Economically Disadvantaged		0	5	5	100.00%	5	100.00%
Migrant		0	0	0	n/a	0	n/a
Title1		0	0	0	n/a	0	n/a
Homeless		0	0	0	n/a	0	n/a
Gifted and Talented		0	0	0	n/a	0	n/a
DISTRICT	TOTALS	(All	Schools)				
Students With Disabilities		0	4	4	100.00%	4	100.00%
Limited English Proficient		0	0	0	n/a	0	n/a
Economically Disadvantaged		0	5	5	100.00%	5	100.00%
Migrant		0	0	0	n/a	0	n/a
Title1		0	0	0	n/a	0	n/a
Homeless		0	0	0	n/a	0	n/a
Gifted and Talented		0	0	0	n/a	0	n/a
District:	0270	CAMPO	RE-6				


2003-2004  
STATE

Colorado Department of Education

Student End of Year

1-Year GRADUATION RATE BY SCHOOL AND IPST CATEGORY

	GRAD BASE ADJUSTMENTS	GRADUATION BASE	GRADUATES	GRADUATION RATE	COMPLETERS	COMPLETION RATE
#1	1252	Campo	Undivided	High	School	
Students With Disabilities	0	0	0	n/a	0	n/a
Limited English Proficient	0	0	0	n/a	0	n/a
Economically Disadvantaged	0	2	2	100.00%	2	100.00%
Migrant	0	0	0	n/a	0	n/a
Title1	0	0	0	n/a	0	n/a
Homeless	0	0	0	n/a	0	n/a
Gifted and Talented	0	0	0	n/a	0	n/a
DISTRICT	TOTALS	(All	Schools)			
Students With Disabilities	0	0	0	n/a	0	n/a
Limited English Proficient	0	0	0	n/a	0	n/a
Economically Disadvantaged	0	2	2	100.00%	2	100.00%
Migrant	0	0	0	n/a	0	n/a
Title1	0	0	0	n/a	0	n/a
Homeless	0	0	0	n/a	0	n/a
Gifted and Talented	0	0	0	n/a	0	n/a
COUNTY	:	06	BENT			
District:	0290	LAS	ANIMAS	RE-1		
#1#4	4984	Las	Animas	Alternative	School	
Students With Disabilities	0	0	0	n/a	0	n/a
Limited English Proficient	0	0	0	n/a	0	n/a
Economically Disadvantaged	0	2	2	100.00%	2	100.00%
Migrant	0	0	0	n/a	0	n/a
Title1	0	0	0	n/a	0	n/a
Homeless	0	0	0	n/a	0	n/a
Gifted and Talented	0	0	0	n/a	0	n/a
#1	4990	Las	Animas	High	School	



2003-2004  
STATE

Colorado Department of Education

Student End of Year

1-Year GRADUATION RATE BY SCHOOL AND IPST CATEGORY

	GRAD BASE ADJUSTMENTS	GRADUATION BASE	GRADUATES	GRADUATION RATE	COMPLETERS	COMPLETION RATE
Students With Disabilities	0	5	5	100.00%	5	100.00%
Limited English Proficient	0	4	4	100.00%	4	100.00%
Economically Disadvantaged	0	11	11	100.00%	11	100.00%
Migrant	0	0	0	n/a	0	n/a
Title1	0	0	0	n/a	0	n/a
Homeless	0	0	0	n/a	0	n/a
Gifted and Talented	0	0	0	n/a	0	n/a
DISTRICT TOTALS	(All	Schools)				
Students With Disabilities	0	5	5	100.00%	5	100.00%
Limited English Proficient	0	4	4	100.00%	4	100.00%
Economically Disadvantaged	0	13	13	100.00%	13	100.00%
Migrant	0	0	0	n/a	0	n/a
Title1	0	0	0	n/a	0	n/a
Homeless	0	0	0	n/a	0	n/a
Gifted and Talented	0	0	0	n/a	0	n/a
District:	0310	MC	CLAVE	RE-2		
#1	5670	Mc	Clave	Undivided	High	School
Students With Disabilities	0	0	0	n/a	0	n/a
Limited English Proficient	0	0	0	n/a	0	n/a
Economically Disadvantaged	0	7	7	100.00%	7	100.00%
Migrant	0	0	0	n/a	0	n/a
Title1	0	0	0	n/a	0	n/a
Homeless	0	0	0	n/a	0	n/a
Gifted and Talented	0	0	0	n/a	0	n/a
DISTRICT TOTALS	(All	Schools)				
Students With Disabilities	0	0	0	n/a	0	n/a
Limited English Proficient	0	0	0	n/a	0	n/a

2003-2004  
STATE

Colorado Department of Education  
Student End of Year  
1-Year GRADUATION RATE BY SCHOOL AND IPST CATEGORY

	GRAD BASE ADJUSTMENTS	GRADUATION BASE	GRADUATES	GRADUATION RATE	COMPLETERS	COMPLETION RATE
Economically Disadvantaged	0	7	7	100.00%	7	100.00%
Migrant	0	0	0	n/a	0	n/a
Title1	0	0	0	n/a	0	n/a
Homeless	0	0	0	n/a	0	n/a
Gifted and Talented	0	0	0	n/a	0	n/a
COUNTY :	07	BOULDER				
District: 0470	ST	VRAIN	VALLEY	RE	1J	
#1 2760	Erie	Middle/Senior	High	School		
Students With Disabilities	0	7	7	100.00%	7	100.00%
Limited English Proficient	0	0	0	n/a	0	n/a
Economically Disadvantaged	0	4	4	100.00%	4	100.00%
Migrant	0	0	0	n/a	0	n/a
Title1	0	0	0	n/a	0	n/a
Homeless	0	0	0	n/a	0	n/a
Gifted and Talented	0	1	1	100.00%	1	100.00%
#1 3196	Frederick	Senior	High	School		
Students With Disabilities	0	12	10	83.30%	10	83.30%
Limited English Proficient	0	8	7	87.50%	7	87.50%
Economically Disadvantaged	0	15	14	93.30%	14	93.30%
Migrant	0	1	1	100.00%	1	100.00%
Title1	0	0	0	n/a	0	n/a
Homeless	0	6	6	100.00%	6	100.00%
Gifted and Talented	0	1	1	100.00%	1	100.00%
#1 5282	Longmont	High	School			
Students With Disabilities	0	19	17	89.50%	17	89.50%
Limited English Proficient	0	16	15	93.80%	15	93.80%
Economically Disadvantaged	0	21	21	100.00%	21	100.00%

2003-2004  
STATE

Colorado Department of Education

Student End of Year

1-Year GRADUATION RATE BY SCHOOL AND IPST CATEGORY

	GRAD BASE ADJUSTMENTS	GRADUATION BASE	GRADUATES	GRADUATION RATE	COMPLETERS	COMPLETION RATE
Migrant	0	1	1	100.00%	1	100.00%
Title1	0	0	0	n/a	0	n/a
Homeless	0	1	1	100.00%	1	100.00%
Gifted and Talented	0	50	50	100.00%	50	100.00%
#1	5368	Lyons	Middle/Senior	High	School	
Students With Disabilities	0	2	2	100.00%	2	100.00%
Limited English Proficient	0	0	0	n/a	0	n/a
Economically Disadvantaged	0	1	1	100.00%	1	100.00%
Migrant	0	0	0	n/a	0	n/a
Title1	0	0	0	n/a	0	n/a
Homeless	0	0	0	n/a	0	n/a
Gifted and Talented	0	0	0	n/a	0	n/a
#1	6276	Niwot	High	School		
Students With Disabilities	0	10	9	90.00%	9	90.00%
Limited English Proficient	0	7	7	100.00%	7	100.00%
Economically Disadvantaged	0	10	10	100.00%	10	100.00%
Migrant	0	0	0	n/a	0	n/a
Title1	0	0	0	n/a	0	n/a
Homeless	0	0	0	n/a	0	n/a
Gifted and Talented	0	32	32	100.00%	32	100.00%
#1#4	6498	Olde	Columbine	High	School	
Students With Disabilities	0	1	1	100.00%	1	100.00%
Limited English Proficient	0	0	0	n/a	0	n/a
Economically Disadvantaged	0	3	2	66.70%	2	66.70%
Migrant	0	0	0	n/a	0	n/a
Title1	0	0	0	n/a	0	n/a
Homeless	0	1	1	100.00%	1	100.00%

2003-2004  
STATE

Colorado Department of Education

Student End of Year

1-Year GRADUATION RATE BY SCHOOL AND IPST CATEGORY

	GRAD BASE ADJUSTMENTS	GRADUATION BASE	GRADUATES	GRADUATION RATE	COMPLETERS	COMPLETION RATE	
Gifted and Talented		0	0	n/a	0	n/a	
#1#4	6499	Adult	Education/Linc	Center			
Students With Disabilities		0	3	1	33.30%	1	33.30%
Limited English Proficient		0	0	0	n/a	0	n/a
Economically Disadvantaged		0	6	2	33.30%	2	33.30%
Migrant		0	0	0	n/a	0	n/a
Title1		0	0	0	n/a	0	n/a
Homeless		0	0	0	n/a	0	n/a
Gifted and Talented		0	0	0	n/a	0	n/a
#1	7789	Silver	Creek	School			
Students With Disabilities		0	8	8	100.00%	8	100.00%
Limited English Proficient		0	4	4	100.00%	4	100.00%
Economically Disadvantaged		0	6	6	100.00%	6	100.00%
Migrant		0	0	0	n/a	0	n/a
Title1		0	0	0	n/a	0	n/a
Homeless		0	1	1	100.00%	1	100.00%
Gifted and Talented		0	9	9	100.00%	9	100.00%
#1	7954	Skyline	High	School			
Students With Disabilities		0	19	16	84.20%	16	84.20%
Limited English Proficient		0	20	19	95.00%	19	95.00%
Economically Disadvantaged		0	33	32	97.00%	32	97.00%
Migrant		0	4	4	100.00%	4	100.00%
Title1		0	0	0	n/a	0	n/a
Homeless		0	0	0	n/a	0	n/a
Gifted and Talented		0	22	22	100.00%	22	100.00%
#1	8997	Ute	Creek	Secondary	Charter	Academy	
Students With Disabilities		0	9	8	88.90%	8	88.90%

2003-2004  
STATE

Colorado Department of Education  
Student End of Year  
1-Year GRADUATION RATE BY SCHOOL AND IPST CATEGORY

	GRAD BASE ADJUSTMENTS	GRADUATION BASE	GRADUATES	GRADUATION RATE	COMPLETERS	COMPLETION RATE
Limited English Proficient	0	2	2	100.00%	2	100.00%
Economically Disadvantaged	0	4	3	75.00%	3	75.00%
Migrant	0	0	0	n/a	0	n/a
Title1	0	0	0	n/a	0	n/a
Homeless	0	3	2	66.70%	2	66.70%
Gifted and Talented	0	1	1	100.00%	1	100.00%
DISTRICT TOTALS	(All	Schools)				
Students With Disabilities	0	90	79	87.80%	79	87.80%
Limited English Proficient	0	57	54	94.70%	54	94.70%
Economically Disadvantaged	0	103	95	92.20%	95	92.20%
Migrant	0	6	6	100.00%	6	100.00%
Title1	0	0	0	n/a	0	n/a
Homeless	0	12	11	91.70%	11	91.70%
Gifted and Talented	0	116	116	100.00%	116	100.00%
District: #1	0480 0125	BOULDER Arapahoe	VALLEY Ridge	RE High	2 School	
Students With Disabilities	0	20	16	80.00%	19	95.00%
Limited English Proficient	0	1	0	0.00%	1	100.00%
Economically Disadvantaged	0	8	6	75.00%	7	87.50%
Migrant	0	0	0	n/a	0	n/a
Title1	0	0	0	n/a	0	n/a
Homeless	0	2	2	100.00%	2	100.00%
Gifted and Talented	0	0	0	n/a	0	n/a
#1	0924	Boulder	High	School		
Students With Disabilities	0	36	36	100.00%	36	100.00%
Limited English Proficient	0	1	1	100.00%	1	100.00%
Economically Disadvantaged	0	25	22	88.00%	24	96.00%

2003-2004  
STATE

Colorado Department of Education

Student End of Year

1-Year GRADUATION RATE BY SCHOOL AND IPST CATEGORY

		GRAD BASE ADJUSTMENTS	GRADUATION BASE	GRADUATES	GRADUATION RATE	COMPLETERS	COMPLETION RATE
Migrant		0	0	0	n/a	0	n/a
Title1		0	0	0	n/a	0	n/a
Homeless		0	2	2	100.00%	2	100.00%
Gifted and Talented		0	0	0	n/a	0	n/a
#1	0934		Boulder	Prep	Charter	High	School
Students With Disabilities		0	6	3	50.00%	3	50.00%
Limited English Proficient		0	0	0	n/a	0	n/a
Economically Disadvantaged		0	0	0	n/a	0	n/a
Migrant		0	0	0	n/a	0	n/a
Title1		0	0	0	n/a	0	n/a
Homeless		0	0	0	n/a	0	n/a
Gifted and Talented		0	0	0	n/a	0	n/a
#1	1070		Broomfield	High	School		
Students With Disabilities		0	20	20	100.00%	20	100.00%
Limited English Proficient		0	0	0	n/a	0	n/a
Economically Disadvantaged		0	15	14	93.30%	14	93.30%
Migrant		0	0	0	n/a	0	n/a
Title1		0	0	0	n/a	0	n/a
Homeless		0	0	0	n/a	0	n/a
Gifted and Talented		0	0	0	n/a	0	n/a
#1	1380		Centaurus	High	School		
Students With Disabilities		0	26	26	100.00%	26	100.00%
Limited English Proficient		0	1	0	0.00%	1	100.00%
Economically Disadvantaged		0	26	21	80.80%	25	96.20%
Migrant		0	0	0	n/a	0	n/a
Title1		0	0	0	n/a	0	n/a
Homeless		0	2	1	50.00%	1	50.00%




2003-2004  
STATE

Colorado Department of Education

Student End of Year

1-Year GRADUATION RATE BY SCHOOL AND IPST CATEGORY

	GRAD BASE ADJUSTMENTS	GRADUATION BASE	GRADUATES	GRADUATION RATE	COMPLETERS	COMPLETION RATE
Gifted and Talented #1	2892	0 Fairview	0 High	0 School	0	n/a
Students With Disabilities	0	22	22	100.00%	22	100.00%
Limited English Proficient	0	0	0	n/a	0	n/a
Economically Disadvantaged	0	11	10	90.90%	10	90.90%
Migrant	0	0	0	n/a	0	n/a
Title1	0	0	0	n/a	0	n/a
Homeless	0	2	2	100.00%	2	100.00%
Gifted and Talented #1	3499	0 Halcyon	0 School	0 (Special	0 Education)	n/a
Students With Disabilities	0	0	0	n/a	0	n/a
Limited English Proficient	0	0	0	n/a	0	n/a
Economically Disadvantaged	0	0	0	n/a	0	n/a
Migrant	0	0	0	n/a	0	n/a
Title1	0	0	0	n/a	0	n/a
Homeless	0	0	0	n/a	0	n/a
Gifted and Talented #1	5999	0 Monarch	0 High	0 School	0	n/a
Students With Disabilities	0	34	30	88.20%	30	88.20%
Limited English Proficient	0	0	0	n/a	0	n/a
Economically Disadvantaged	0	6	5	83.30%	5	83.30%
Migrant	0	0	0	n/a	0	n/a
Title1	0	0	0	n/a	0	n/a
Homeless	0	0	0	n/a	0	n/a
Gifted and Talented #1	6195	0 New	0 Vista	0 High	0 School	n/a
Students With Disabilities	0	6	6	100.00%	6	100.00%



2003-2004  
STATE

Colorado Department of Education  
Student End of Year  
1-Year GRADUATION RATE BY SCHOOL AND IPST CATEGORY


		GRAD BASE ADJUSTMENTS	GRADUATION BASE	GRADUATES	GRADUATION RATE	COMPLETERS	COMPLETION RATE
Limited English Proficient		0	0	0	n/a	0	n/a
Economically Disadvantaged		0	0	0	n/a	0	n/a
Migrant		0	0	0	n/a	0	n/a
Title1		0	0	0	n/a	0	n/a
Homeless		0	0	0	n/a	0	n/a
Gifted and Talented		0	0	0	n/a	0	n/a
#1	6212		Nederland	Middle-Senior	High	School	
Students With Disabilities		0	5	3	60.00%	3	60.00%
Limited English Proficient		0	0	0	n/a	0	n/a
Economically Disadvantaged		0	7	7	100.00%	7	100.00%
Migrant		0	0	0	n/a	0	n/a
Title1		0	0	0	n/a	0	n/a
Homeless		0	0	0	n/a	0	n/a
Gifted and Talented		0	0	0	n/a	0	n/a
#1	6816		Peak	To	Peak	Charter	School
Students With Disabilities		0	0	0	n/a	0	n/a
Limited English Proficient		0	0	0	n/a	0	n/a
Economically Disadvantaged		0	0	0	n/a	0	n/a
Migrant		0	0	0	n/a	0	n/a
Title1		0	0	0	n/a	0	n/a
Homeless		0	0	0	n/a	0	n/a
Gifted and Talented		0	0	0	n/a	0	n/a
#1#5*	9156		Boulder	Technical	Education	Center	
Students With Disabilities		0	0	0	n/a	0	n/a
Limited English Proficient		0	0	0	n/a	0	n/a
Economically Disadvantaged		0	0	0	n/a	0	n/a
Migrant		0	0	0	n/a	0	n/a

2003-2004		Colorado Department of Education					
STATE		Student End of Year					
		1-Year GRADUATION RATE BY SCHOOL AND IPST CATEGORY					
		GRAD BASE ADJUSTMENTS	GRADUATION BASE	GRADUATES	GRADUATION RATE	COMPLETERS	COMPLETION RATE
Title1		0	0	0	n/a	0	n/a
Homeless		0	0	0	n/a	0	n/a
Gifted and Talented		0	0	0	n/a	0	n/a
DISTRICT	TOTALS	(All	Schools)				
Students With Disabilities		0	175	162	92.60%	165	94.30%
Limited English Proficient		0	3	1	33.30%	3	100.00%
Economically Disadvantaged		0	98	85	86.70%	92	93.90%
Migrant		0	0	0	n/a	0	n/a
Title1		0	0	0	n/a	0	n/a
Homeless		0	8	7	87.50%	7	87.50%
Gifted and Talented		0	0	0	n/a	0	n/a
COUNTY	:	08	CHAFFEE				
District:	0490	BUENA	VISTA		R-31		
#1	1130	Buena	Vista		High	School	
Students With Disabilities		0	8	8	100.00%	8	100.00%
Limited English Proficient		0	0	0	n/a	0	n/a
Economically Disadvantaged		0	6	6	100.00%	6	100.00%
Migrant		0	0	0	n/a	0	n/a
Title1		0	0	0	n/a	0	n/a
Homeless		0	0	0	n/a	0	n/a
Gifted and Talented		0	0	0	n/a	0	n/a
#1#4	1508	Chaffee	County		High	School	
Students With Disabilities		0	0	0	n/a	0	n/a
Limited English Proficient		0	0	0	n/a	0	n/a
Economically Disadvantaged		0	4	4	100.00%	4	100.00%
Migrant		0	0	0	n/a	0	n/a
Title1		0	0	0	n/a	0	n/a

2003-2004  
STATE

Colorado Department of Education  
Student End of Year  
1-Year GRADUATION RATE BY SCHOOL AND IPST CATEGORY

	GRAD BASE ADJUSTMENTS	GRADUATION BASE	GRADUATES	GRADUATION RATE	COMPLETERS	COMPLETION RATE
Homeless	0	0	0	n/a	0	n/a
Gifted and Talented	0	0	0	n/a	0	n/a
DISTRICT	TOTALS	(All	Schools)			
Students With Disabilities	0	8	8	100.00%	8	100.00%
Limited English Proficient	0	0	0	n/a	0	n/a
Economically Disadvantaged	0	10	10	100.00%	10	100.00%
Migrant	0	0	0	n/a	0	n/a
Title1	0	0	0	n/a	0	n/a
Homeless	0	0	0	n/a	0	n/a
Gifted and Talented	0	0	0	n/a	0	n/a
District:	0500	SALIDA	R-32			
#1	7568	Salida	High	School		
Students With Disabilities	0	4	4	100.00%	4	100.00%
Limited English Proficient	0	0	0	n/a	0	n/a
Economically Disadvantaged	0	7	6	85.70%	6	85.70%
Migrant	0	0	0	n/a	0	n/a
Title1	0	0	0	n/a	0	n/a
Homeless	0	0	0	n/a	0	n/a
Gifted and Talented	0	0	0	n/a	0	n/a
DISTRICT	TOTALS	(All	Schools)			
Students With Disabilities	0	4	4	100.00%	4	100.00%
Limited English Proficient	0	0	0	n/a	0	n/a
Economically Disadvantaged	0	7	6	85.70%	6	85.70%
Migrant	0	0	0	n/a	0	n/a
Title1	0	0	0	n/a	0	n/a
Homeless	0	0	0	n/a	0	n/a
Gifted and Talented	0	0	0	n/a	0	n/a



2003-2004  
STATE

Colorado Department of Education  
Student End of Year  
1-Year GRADUATION RATE BY SCHOOL AND IPST CATEGORY

	GRAD BASE ADJUSTMENTS	GRADUATION BASE	GRADUATES	GRADUATION RATE	COMPLETERS	COMPLETION RATE
COUNTY :		09	CHEYENNE			
District: 0510		KIT	CARSON	R-1		
#1 4742		Kit	Carson	Junior-Senior	High	School
Students With Disabilities	0	0	0	n/a	0	n/a
Limited English Proficient	0	0	0	n/a	0	n/a
Economically Disadvantaged	0	2	2	100.00%	2	100.00%
Migrant	0	0	0	n/a	0	n/a
Title1	0	0	0	n/a	0	n/a
Homeless	0	0	0	n/a	0	n/a
Gifted and Talented	0	1	1	100.00%	1	100.00%
DISTRICT TOTALS	(All	Schools)				
Students With Disabilities	0	0	0	n/a	0	n/a
Limited English Proficient	0	0	0	n/a	0	n/a
Economically Disadvantaged	0	2	2	100.00%	2	100.00%
Migrant	0	0	0	n/a	0	n/a
Title1	0	0	0	n/a	0	n/a
Homeless	0	0	0	n/a	0	n/a
Gifted and Talented	0	1	1	100.00%	1	100.00%
District: 0520		CHEYENNE	COUNTY	RE-5		
#1 1612		Cheyenne	Wells	High	School	
Students With Disabilities	0	0	0	n/a	0	n/a
Limited English Proficient	0	0	0	n/a	0	n/a
Economically Disadvantaged	0	4	4	100.00%	4	100.00%
Migrant	0	0	0	n/a	0	n/a
Title1	0	0	0	n/a	0	n/a
Homeless	0	0	0	n/a	0	n/a
Gifted and Talented	0	0	0	n/a	0	n/a

2003-2004  
STATE

Colorado Department of Education  
Student End of Year  
1-Year GRADUATION RATE BY SCHOOL AND IPST CATEGORY

DISTRICT	GRAD BASE ADJUSTMENTS	GRADUATION BASE	GRADUATES	GRADUATION RATE	COMPLETERS	COMPLETION RATE
TOTALS	(All	Schools)				
Students With Disabilities	0	0	0	n/a	0	n/a
Limited English Proficient	0	0	0	n/a	0	n/a
Economically Disadvantaged	0	4	4	100.00%	4	100.00%
Migrant	0	0	0	n/a	0	n/a
Title1	0	0	0	n/a	0	n/a
Homeless	0	0	0	n/a	0	n/a
Gifted and Talented	0	0	0	n/a	0	n/a
COUNTY :	10	CLEAR	CREEK			
District: 0540	CLEAR	CREEK	RE-1			
#1 4216	Clear	Creek	High		School	
Students With Disabilities	0	5	5	100.00%	5	100.00%
Limited English Proficient	0	0	0	n/a	0	n/a
Economically Disadvantaged	0	16	16	100.00%	16	100.00%
Migrant	0	0	0	n/a	0	n/a
Title1	0	0	0	n/a	0	n/a
Homeless	0	3	3	100.00%	3	100.00%
Gifted and Talented	0	0	0	n/a	0	n/a
#1#4#5* 8816	The	One	Room		School	House
Students With Disabilities	0	0	0	n/a	0	n/a
Limited English Proficient	0	0	0	n/a	0	n/a
Economically Disadvantaged	0	0	0	n/a	0	n/a
Migrant	0	0	0	n/a	0	n/a
Title1	0	0	0	n/a	0	n/a
Homeless	0	0	0	n/a	0	n/a
Gifted and Talented	0	0	0	n/a	0	n/a
DISTRICT TOTALS	(All	Schools)				

2003-2004  
STATE

Colorado Department of Education

Student End of Year

1-Year GRADUATION RATE BY SCHOOL AND IPST CATEGORY

	GRAD BASE ADJUSTMENTS	GRADUATION BASE	GRADUATES	GRADUATION RATE	COMPLETERS	COMPLETION RATE
Students With Disabilities	0	5	5	100.00%	5	100.00%
Limited English Proficient	0	0	0	n/a	0	n/a
Economically Disadvantaged	0	16	16	100.00%	16	100.00%
Migrant	0	0	0	n/a	0	n/a
Title1	0	0	0	n/a	0	n/a
Homeless	0	3	3	100.00%	3	100.00%
Gifted and Talented	0	0	0	n/a	0	n/a
COUNTY :	11					
District: 0550	NORTH					
#1 1378	Centauri					
Students With Disabilities	0	3	3	100.00%	3	100.00%
Limited English Proficient	0	0	0	n/a	0	n/a
Economically Disadvantaged	0	38	38	100.00%	38	100.00%
Migrant	0	0	0	n/a	0	n/a
Title1	0	73	72	98.60%	72	98.60%
Homeless	0	0	0	n/a	0	n/a
Gifted and Talented	0	0	0	n/a	0	n/a
#1#4 4837	La	Jara		Second	Chance	School
Students With Disabilities	0	0	0	n/a	0	n/a
Limited English Proficient	0	0	0	n/a	0	n/a
Economically Disadvantaged	0	5	3	60.00%	4	80.00%
Migrant	0	0	0	n/a	0	n/a
Title1	0	2	1	50.00%	2	100.00%
Homeless	0	0	0	n/a	0	n/a
Gifted and Talented	0	0	0	n/a	0	n/a
DISTRICT TOTALS	(All	Schools)				
Students With Disabilities	0	3	3	100.00%	3	100.00%

2003-2004  
STATE

Colorado Department of Education  
Student End of Year  
1-Year GRADUATION RATE BY SCHOOL AND IPST CATEGORY

	GRAD BASE ADJUSTMENTS	GRADUATION BASE	GRADUATES	GRADUATION RATE	COMPLETERS	COMPLETION RATE
Limited English Proficient	0	0	0	n/a	0	n/a
Economically Disadvantaged	0	43	41	95.30%	42	97.70%
Migrant	0	0	0	n/a	0	n/a
Title1	0	75	73	97.30%	74	98.70%
Homeless	0	0	0	n/a	0	n/a
Gifted and Talented	0	0	0	n/a	0	n/a
District:	0560	SANFORD	6J			
#1	7616	Sanford	Junior/Senior	High	School	
Students With Disabilities	0	2	2	100.00%	2	100.00%
Limited English Proficient	0	0	0	n/a	0	n/a
Economically Disadvantaged	0	19	19	100.00%	19	100.00%
Migrant	0	0	0	n/a	0	n/a
Title1	0	0	0	n/a	0	n/a
Homeless	0	0	0	n/a	0	n/a
Gifted and Talented	0	1	1	100.00%	1	100.00%
DISTRICT	TOTALS	(All	Schools)			
Students With Disabilities	0	2	2	100.00%	2	100.00%
Limited English Proficient	0	0	0	n/a	0	n/a
Economically Disadvantaged	0	19	19	100.00%	19	100.00%
Migrant	0	0	0	n/a	0	n/a
Title1	0	0	0	n/a	0	n/a
Homeless	0	0	0	n/a	0	n/a
Gifted and Talented	0	1	1	100.00%	1	100.00%
District:	0580	SOUTH	CONEJOS	RE-10		
#1	0252	Antonito	High	School		
Students With Disabilities	0	1	1	100.00%	1	100.00%
Limited English Proficient	0	0	0	n/a	0	n/a



2003-2004  
STATE

Colorado Department of Education  
Student End of Year  
1-Year GRADUATION RATE BY SCHOOL AND IPST CATEGORY

	GRAD BASE ADJUSTMENTS	GRADUATION BASE	GRADUATES	GRADUATION RATE	COMPLETERS	COMPLETION RATE
Economically Disadvantaged	0	12	11	91.70%	11	91.70%
Migrant	0	0	0	n/a	0	n/a
Title1	0	30	29	96.70%	29	96.70%
Homeless	0	0	0	n/a	0	n/a
Gifted and Talented	0	0	0	n/a	0	n/a
DISTRICT TOTALS	(All	Schools)				
Students With Disabilities	0	1	1	100.00%	1	100.00%
Limited English Proficient	0	0	0	n/a	0	n/a
Economically Disadvantaged	0	12	11	91.70%	11	91.70%
Migrant	0	0	0	n/a	0	n/a
Title1	0	30	29	96.70%	29	96.70%
Homeless	0	0	0	n/a	0	n/a
Gifted and Talented	0	0	0	n/a	0	n/a
COUNTY :	12	COSTILLA				
District: 0640	CENTENNIAL	R-1				
#1 1398	Centennial	High School				
Students With Disabilities	0	2	2	100.00%	2	100.00%
Limited English Proficient	0	0	0	n/a	0	n/a
Economically Disadvantaged	0	15	15	100.00%	15	100.00%
Migrant	0	0	0	n/a	0	n/a
Title1	0	0	0	n/a	0	n/a
Homeless	0	0	0	n/a	0	n/a
Gifted and Talented	0	0	0	n/a	0	n/a
DISTRICT TOTALS	(All	Schools)				
Students With Disabilities	0	2	2	100.00%	2	100.00%
Limited English Proficient	0	0	0	n/a	0	n/a
Economically Disadvantaged	0	15	15	100.00%	15	100.00%

2003-2004  
STATE

Colorado Department of Education

Student End of Year

1-Year GRADUATION RATE BY SCHOOL AND IPST CATEGORY

	GRAD BASE ADJUSTMENTS	GRADUATION BASE	GRADUATES	GRADUATION RATE	COMPLETERS	COMPLETION RATE	
Migrant		0	0	0	n/a	0	n/a
Title1		0	0	0	n/a	0	n/a
Homeless		0	0	0	n/a	0	n/a
Gifted and Talented		0	0	0	n/a	0	n/a
District:	0740	SIERRA	GRANDE	R-30			
#1	7880	Sierra	Grande	Senior	High	School	
Students With Disabilities		0	0	0	n/a	0	n/a
Limited English Proficient		0	3	3	100.00%	3	100.00%
Economically Disadvantaged		0	10	10	100.00%	10	100.00%
Migrant		0	1	1	100.00%	1	100.00%
Title1		0	0	0	n/a	0	n/a
Homeless		0	0	0	n/a	0	n/a
Gifted and Talented		0	0	0	n/a	0	n/a
DISTRICT	TOTALS	(All	Schools)				
Students With Disabilities		0	0	0	n/a	0	n/a
Limited English Proficient		0	3	3	100.00%	3	100.00%
Economically Disadvantaged		0	10	10	100.00%	10	100.00%
Migrant		0	1	1	100.00%	1	100.00%
Title1		0	0	0	n/a	0	n/a
Homeless		0	0	0	n/a	0	n/a
Gifted and Talented		0	0	0	n/a	0	n/a
COUNTY	:	13	CROWLEY				
District:	0770	CROWLEY	COUNTY	RE-1-J			
#1	2058	Crowley	County	High	School		
Students With Disabilities		0	7	6	85.70%	6	85.70%
Limited English Proficient		0	0	0	n/a	0	n/a
Economically Disadvantaged		0	15	15	100.00%	15	100.00%

2003-2004		Colorado Department of Education					
STATE		Student End of Year					
		1-Year GRADUATION RATE BY SCHOOL AND IPST CATEGORY					
		GRAD BASE ADJUSTMENTS	GRADUATION BASE	GRADUATES	GRADUATION RATE	COMPLETERS	COMPLETION RATE
Migrant		0	0	0	n/a	0	n/a
Title1		0	0	0	n/a	0	n/a
Homeless		0	0	0	n/a	0	n/a
Gifted and Talented		0	0	0	n/a	0	n/a
DISTRICT	TOTALS	(All	Schools)				
Students With Disabilities		0	7	6	85.70%	6	85.70%
Limited English Proficient		0	0	0	n/a	0	n/a
Economically Disadvantaged		0	15	15	100.00%	15	100.00%
Migrant		0	0	0	n/a	0	n/a
Title1		0	0	0	n/a	0	n/a
Homeless		0	0	0	n/a	0	n/a
Gifted and Talented		0	0	0	n/a	0	n/a
COUNTY	:	14	CUSTER				
District:	0860	CUSTER	COUNTY	SCHOOL	DISTRICT	C-1	
#1	2092	Custer	County	High	School		
Students With Disabilities		0	5	5	100.00%	5	100.00%
Limited English Proficient		0	0	0	n/a	0	n/a
Economically Disadvantaged		0	5	5	100.00%	5	100.00%
Migrant		0	0	0	n/a	0	n/a
Title1		0	0	0	n/a	0	n/a
Homeless		0	0	0	n/a	0	n/a
Gifted and Talented		0	0	0	n/a	0	n/a
DISTRICT	TOTALS	(All	Schools)				
Students With Disabilities		0	5	5	100.00%	5	100.00%
Limited English Proficient		0	0	0	n/a	0	n/a
Economically Disadvantaged		0	5	5	100.00%	5	100.00%
Migrant		0	0	0	n/a	0	n/a

2003-2004		Colorado Department of Education					
STATE		Student End of Year					
		1-Year GRADUATION RATE BY SCHOOL AND IPST CATEGORY					
		GRAD BASE ADJUSTMENTS	GRADUATION BASE	GRADUATES	GRADUATION RATE	COMPLETERS	COMPLETION RATE
Title1		0	0	0	n/a	0	n/a
Homeless		0	0	0	n/a	0	n/a
Gifted and Talented		0	0	0	n/a	0	n/a
COUNTY	:	15	DELTA				
District:	0870	DELTA	COUNTY	50(J)			
#1	1372	Cedaredge	High	School			
Students With Disabilities		0	7	7	100.00%	7	100.00%
Limited English Proficient		0	0	0	n/a	0	n/a
Economically Disadvantaged		0	21	20	95.20%	20	95.20%
Migrant		0	0	0	n/a	0	n/a
Title1		0	0	0	n/a	0	n/a
Homeless		0	0	0	n/a	0	n/a
Gifted and Talented		0	0	0	n/a	0	n/a
#1	2155	Delta	County	Recovery		School	
Students With Disabilities		0	0	0	n/a	0	n/a
Limited English Proficient		0	0	0	n/a	0	n/a
Economically Disadvantaged		0	3	0	0.00%	0	0.00%
Migrant		0	0	0	n/a	0	n/a
Title1		0	0	0	n/a	0	n/a
Homeless		0	0	0	n/a	0	n/a
Gifted and Talented		0	0	0	n/a	0	n/a
#1	2164	Delta	High	School			
Students With Disabilities		0	12	10	83.30%	11	91.70%
Limited English Proficient		0	4	3	75.00%	3	75.00%
Economically Disadvantaged		0	39	29	74.40%	33	84.60%
Migrant		0	0	0	n/a	0	n/a
Title1		0	0	0	n/a	0	n/a

2003-2004  
STATE

Colorado Department of Education  
Student End of Year  
1-Year GRADUATION RATE BY SCHOOL AND IPST CATEGORY

	GRAD BASE ADJUSTMENTS	GRADUATION BASE	GRADUATES	GRADUATION RATE	COMPLETERS	COMPLETION RATE	
Homeless		0	0	0	n/a	0	n/a
Gifted and Talented		0	0	0	n/a	0	n/a
#1	4128	Hotchkiss	High	School			
Students With Disabilities		0	5	5	100.00%	5	100.00%
Limited English Proficient		0	1	1	100.00%	1	100.00%
Economically Disadvantaged		0	17	15	88.20%	16	94.10%
Migrant		0	0	0	n/a	0	n/a
Title1		0	0	0	n/a	0	n/a
Homeless		0	0	0	n/a	0	n/a
Gifted and Talented		0	0	0	n/a	0	n/a
#1	6708	Paonia	High	School			
Students With Disabilities		0	5	5	100.00%	5	100.00%
Limited English Proficient		0	0	0	n/a	0	n/a
Economically Disadvantaged		0	8	8	100.00%	8	100.00%
Migrant		0	0	0	n/a	0	n/a
Title1		0	0	0	n/a	0	n/a
Homeless		0	0	0	n/a	0	n/a
Gifted and Talented		0	0	0	n/a	0	n/a
#1	9146	Vision	School				
Students With Disabilities		0	1	1	100.00%	1	100.00%
Limited English Proficient		0	0	0	n/a	0	n/a
Economically Disadvantaged		0	0	0	n/a	0	n/a
Migrant		0	0	0	n/a	0	n/a
Title1		0	0	0	n/a	0	n/a
Homeless		0	0	0	n/a	0	n/a
Gifted and Talented		0	0	0	n/a	0	n/a
DISTRICT	TOTALS	(All	Schools)				

2003-2004  
STATE

Colorado Department of Education

Student End of Year

1-Year GRADUATION RATE BY SCHOOL AND IPST CATEGORY

	GRAD BASE ADJUSTMENTS	GRADUATION BASE	GRADUATES	GRADUATION RATE	COMPLETERS	COMPLETION RATE
Students With Disabilities	0	30	28	93.30%	29	96.70%
Limited English Proficient	0	5	4	80.00%	4	80.00%
Economically Disadvantaged	0	88	72	81.80%	77	87.50%
Migrant	0	0	0	n/a	0	n/a
Title1	0	0	0	n/a	0	n/a
Homeless	0	0	0	n/a	0	n/a
Gifted and Talented	0	0	0	n/a	0	n/a
COUNTY :	16	DENVER	DENVER			
District: 0880	DENVER	COUNTY	COUNTY	1		
#1 0010	Abraham	Lincoln	High		School	
Students With Disabilities	0	29	27	93.10%	27	93.10%
Limited English Proficient	0	52	52	100.00%	52	100.00%
Economically Disadvantaged	0	168	168	100.00%	168	100.00%
Migrant	0	3	3	100.00%	3	100.00%
Title1	0	254	251	98.80%	251	98.80%
Homeless	0	1	1	100.00%	1	100.00%
Gifted and Talented	0	35	35	100.00%	35	100.00%
#1 0040	Ridge	View	Academy		Charter	School
Students With Disabilities	0	24	7	29.20%	8	33.30%
Limited English Proficient	0	13	3	23.10%	4	30.80%
Economically Disadvantaged	0	89	32	36.00%	38	42.70%
Migrant	0	0	0	n/a	0	n/a
Title1	0	94	34	36.20%	40	42.60%
Homeless	0	0	0	n/a	0	n/a
Gifted and Talented	0	2	2	100.00%	2	100.00%
#1#4 0133	Emerson	Street	School			
Students With Disabilities	0	0	0	n/a	0	n/a

2003-2004		Colorado Department of Education					
STATE		Student End of Year					
		1-Year GRADUATION RATE BY SCHOOL AND IPST CATEGORY					
		GRAD BASE ADJUSTMENTS	GRADUATION BASE	GRADUATES	GRADUATION RATE	COMPLETERS	COMPLETION RATE
Limited English Proficient		0	0	0	n/a	0	n/a
Economically Disadvantaged		0	0	0	n/a	0	n/a
Migrant		0	0	0	n/a	0	n/a
Title1		0	0	0	n/a	0	n/a
Homeless		0	0	0	n/a	0	n/a
Gifted and Talented		0	0	0	n/a	0	n/a
#1	0360	Arts And Cultural Studies Academy At Manual					
Students With Disabilities		0	4	2	50.00%	2	50.00%
Limited English Proficient		0	11	4	36.40%	4	36.40%
Economically Disadvantaged		0	40	34	85.00%	34	85.00%
Migrant		0	2	2	100.00%	2	100.00%
Title1		0	60	48	80.00%	48	80.00%
Homeless		0	0	0	n/a	0	n/a
Gifted and Talented		0	3	3	100.00%	3	100.00%
#1	1319	Fred N Thomas Career Education Center					
Students With Disabilities		0	2	2	100.00%	2	100.00%
Limited English Proficient		0	5	5	100.00%	5	100.00%
Economically Disadvantaged		0	6	6	100.00%	6	100.00%
Migrant		0	0	0	n/a	0	n/a
Title1		0	0	0	n/a	0	n/a
Homeless		0	0	0	n/a	0	n/a
Gifted and Talented		0	6	6	100.00%	6	100.00%
#1	1606	Challenges, Choices & Images Charter School					
Students With Disabilities		0	0	0	n/a	0	n/a
Limited English Proficient		0	0	0	n/a	0	n/a
Economically Disadvantaged		0	1	1	100.00%	1	100.00%
Migrant		0	0	0	n/a	0	n/a

Colorado Department of Education

2003-2004

Student End of Year

STATE

1-Year GRADUATION RATE BY SCHOOL AND IPST CATEGORY

		GRAD BASE ADJUSTMENTS	GRADUATION BASE	GRADUATES	GRADUATION RATE	COMPLETERS	COMPLETION RATE
Title1		0	0	0	n/a	0	n/a
Homeless		0	0	0	n/a	0	n/a
Gifted and Talented		0	0	0	n/a	0	n/a
#1	1748		Colorado	High	School		
Students With Disabilities		0	6	6	100.00%	6	100.00%
Limited English Proficient		0	2	2	100.00%	2	100.00%
Economically Disadvantaged		0	17	16	94.10%	16	94.10%
Migrant		0	0	0	n/a	0	n/a
Title1		0	0	0	n/a	0	n/a
Homeless		0	1	1	100.00%	1	100.00%
Gifted and Talented		0	3	3	100.00%	3	100.00%
#1*	1866		Ace	Community	Challenge	Charter	School
Students With Disabilities		0	0	0	n/a	0	n/a
Limited English Proficient		0	0	0	n/a	0	n/a
Economically Disadvantaged		0	0	0	n/a	0	n/a
Migrant		0	0	0	n/a	0	n/a
Title1		0	0	0	n/a	0	n/a
Homeless		0	0	0	n/a	0	n/a
Gifted and Talented		0	0	0	n/a	0	n/a
#1#4	2180		Denver	Alternative	School		
Students With Disabilities		0	5	4	80.00%	5	100.00%
Limited English Proficient		0	8	6	75.00%	6	75.00%
Economically Disadvantaged		0	51	25	49.00%	45	88.20%
Migrant		0	1	0	0.00%	0	0.00%
Title1		0	0	0	n/a	0	n/a
Homeless		0	39	14	35.90%	34	87.20%
Gifted and Talented		0	5	3	60.00%	5	100.00%



2003-2004  
STATE

Colorado Department of Education

Student End of Year

1-Year GRADUATION RATE BY SCHOOL AND IPST CATEGORY

	GRAD BASE ADJUSTMENTS	GRADUATION BASE	GRADUATES	GRADUATION RATE	COMPLETERS	COMPLETION RATE
#1	2184	Denver	School	Of	The	Arts
Students With Disabilities	0	4	4	100.00%	4	100.00%
Limited English Proficient	0	0	0	n/a	0	n/a
Economically Disadvantaged	0	7	7	100.00%	7	100.00%
Migrant	0	0	0	n/a	0	n/a
Title1	0	0	0	n/a	0	n/a
Homeless	0	0	0	n/a	0	n/a
Gifted and Talented	0	35	35	100.00%	35	100.00%
#1	2398	East	High	School		
Students With Disabilities	0	42	38	90.50%	38	90.50%
Limited English Proficient	0	15	15	100.00%	15	100.00%
Economically Disadvantaged	0	60	58	96.70%	58	96.70%
Migrant	0	0	0	n/a	0	n/a
Title1	0	0	0	n/a	0	n/a
Homeless	0	1	1	100.00%	1	100.00%
Gifted and Talented	0	139	135	97.10%	135	97.10%
#1#4	2726	Emily	Griffith	Opportunity	School	
Students With Disabilities	0	3	1	33.30%	3	100.00%
Limited English Proficient	0	20	11	55.00%	20	100.00%
Economically Disadvantaged	0	35	23	65.70%	35	100.00%
Migrant	0	0	0	n/a	0	n/a
Title1	0	0	0	n/a	0	n/a
Homeless	0	0	0	n/a	0	n/a
Gifted and Talented	0	22	13	59.10%	22	100.00%
#1#4	2783	DPS Night High School				
Students With Disabilities	0	0	0	n/a	0	n/a
Limited English Proficient	0	0	0	n/a	0	n/a

2003-2004  
STATE

Colorado Department of Education  
Student End of Year  
1-Year GRADUATION RATE BY SCHOOL AND IPST CATEGORY

		GRAD BASE ADJUSTMENTS	GRADUATION BASE	GRADUATES	GRADUATION RATE	COMPLETERS	COMPLETION RATE
Economically Disadvantaged		0	1	0	0.00%	0	0.00%
Migrant		0	0	0	n/a	0	n/a
Title1		0	0	0	n/a	0	n/a
Homeless		0	0	0	n/a	0	n/a
Gifted and Talented		0	0	0	n/a	0	n/a
#1#4	3000		Florence	Crittenton	High	School	
Students With Disabilities		0	0	0	n/a	0	n/a
Limited English Proficient		0	1	0	0.00%	0	0.00%
Economically Disadvantaged		0	4	0	0.00%	0	0.00%
Migrant		0	0	0	n/a	0	n/a
Title1		0	0	0	n/a	0	n/a
Homeless		0	0	0	n/a	0	n/a
Gifted and Talented		0	1	0	0.00%	0	0.00%
#1	3378		George	Washington	High	School	
Students With Disabilities		0	21	18	85.70%	18	85.70%
Limited English Proficient		0	11	11	100.00%	11	100.00%
Economically Disadvantaged		0	80	79	98.80%	79	98.80%
Migrant		0	0	0	n/a	0	n/a
Title1		0	0	0	n/a	0	n/a
Homeless		0	1	1	100.00%	1	100.00%
Gifted and Talented		0	131	130	99.20%	130	99.20%
#1	4444		John	F	Kennedy	High	School
Students With Disabilities		0	20	19	95.00%	19	95.00%
Limited English Proficient		0	15	15	100.00%	15	100.00%
Economically Disadvantaged		0	75	70	93.30%	70	93.30%
Migrant		0	0	0	n/a	0	n/a
Title1		0	0	0	n/a	0	n/a

2003-2004  
STATE

Colorado Department of Education

Student End of Year

1-Year GRADUATION RATE BY SCHOOL AND IPST CATEGORY

		GRAD BASE ADJUSTMENTS	GRADUATION BASE	GRADUATES	GRADUATION RATE	COMPLETERS	COMPLETION RATE
Homeless		0	0	0	n/a	0	n/a
Gifted and Talented		0	109	108	99.10%	108	99.10%
#1	5029		Leadership	Academy	At	Manual	
Students With Disabilities		0	19	17	89.50%	17	89.50%
Limited English Proficient		0	8	7	87.50%	7	87.50%
Economically Disadvantaged		0	55	48	87.30%	48	87.30%
Migrant		0	1	1	100.00%	1	100.00%
Title1		0	79	65	82.30%	65	82.30%
Homeless		0	0	0	n/a	0	n/a
Gifted and Talented		0	8	5	62.50%	5	62.50%
#1	5129		Life	Skills	Center	Of	Denver
Students With Disabilities		0	4	3	75.00%	3	75.00%
Limited English Proficient		0	18	18	100.00%	18	100.00%
Economically Disadvantaged		0	17	16	94.10%	16	94.10%
Migrant		0	0	0	n/a	0	n/a
Title1		0	0	0	n/a	0	n/a
Homeless		0	0	0	n/a	0	n/a
Gifted and Talented		0	1	1	100.00%	1	100.00%
#1#5*	5488		Manual	High	School		
Students With Disabilities		0	0	0	n/a	0	n/a
Limited English Proficient		0	0	0	n/a	0	n/a
Economically Disadvantaged		0	0	0	n/a	0	n/a
Migrant		0	0	0	n/a	0	n/a
Title1		0	0	0	n/a	0	n/a
Homeless		0	0	0	n/a	0	n/a
Gifted and Talented		0	0	0	n/a	0	n/a
#1#4	5844		Contemporary	Learning	Academy	High	School

2003-2004  
STATE

Colorado Department of Education

Student End of Year

1-Year GRADUATION RATE BY SCHOOL AND IPST CATEGORY

		GRAD BASE ADJUSTMENTS	GRADUATION BASE	GRADUATES	GRADUATION RATE	COMPLETERS	COMPLETION RATE
Students With Disabilities		0	2	0	0.00%	0	0.00%
Limited English Proficient		0	1	0	0.00%	0	0.00%
Economically Disadvantaged		0	2	0	0.00%	0	0.00%
Migrant		0	0	0	n/a	0	n/a
Title1		0	0	0	n/a	0	n/a
Homeless		0	0	0	n/a	0	n/a
Gifted and Talented		0	2	0	0.00%	0	0.00%
#1	5884		Millenium	Quest	Science	Academy	At Manual
Students With Disabilities		0	4	2	50.00%	2	50.00%
Limited English Proficient		0	1	1	100.00%	1	100.00%
Economically Disadvantaged		0	35	32	91.40%	32	91.40%
Migrant		0	1	1	100.00%	1	100.00%
Title1		0	52	49	94.20%	49	94.20%
Homeless		0	0	0	n/a	0	n/a
Gifted and Talented		0	13	13	100.00%	13	100.00%
#1	5995		Montbello	High	School		
Students With Disabilities		0	18	16	88.90%	16	88.90%
Limited English Proficient		0	17	16	94.10%	16	94.10%
Economically Disadvantaged		0	100	93	93.00%	93	93.00%
Migrant		0	1	1	100.00%	1	100.00%
Title1		0	219	204	93.20%	204	93.20%
Homeless		0	2	2	100.00%	2	100.00%
Gifted and Talented		0	32	31	96.90%	31	96.90%
#1	6314		North	High	School		
Students With Disabilities		0	28	23	82.10%	23	82.10%
Limited English Proficient		0	42	40	95.20%	40	95.20%
Economically Disadvantaged		0	152	140	92.10%	140	92.10%


2003-2004  
STATE

Colorado Department of Education

Student End of Year

1-Year GRADUATION RATE BY SCHOOL AND IPST CATEGORY

	GRAD BASE ADJUSTMENTS	GRADUATION BASE	GRADUATES	GRADUATION RATE	COMPLETERS	COMPLETION RATE
Migrant	0	4	4	100.00%	4	100.00%
Title1	0	246	228	92.70%	228	92.70%
Homeless	0	0	0	n/a	0	n/a
Gifted and Talented	0	43	41	95.30%	41	95.30%
#1#4	7163	Prep	Assessment	Center	Contemporary	Learn
Students With Disabilities	0	0	0	n/a	0	n/a
Limited English Proficient	0	0	0	n/a	0	n/a
Economically Disadvantaged	0	0	0	n/a	0	n/a
Migrant	0	0	0	n/a	0	n/a
Title1	0	0	0	n/a	0	n/a
Homeless	0	0	0	n/a	0	n/a
Gifted and Talented	0	0	0	n/a	0	n/a
#1	7199	P.S.1	Charter	School		
Students With Disabilities	0	9	7	77.80%	7	77.80%
Limited English Proficient	0	1	1	100.00%	1	100.00%
Economically Disadvantaged	0	13	10	76.90%	10	76.90%
Migrant	0	0	0	n/a	0	n/a
Title1	0	0	0	n/a	0	n/a
Homeless	0	4	3	75.00%	3	75.00%
Gifted and Talented	0	10	8	80.00%	8	80.00%
#1	8086	South	High	School		
Students With Disabilities	0	29	28	96.60%	28	96.60%
Limited English Proficient	0	41	41	100.00%	41	100.00%
Economically Disadvantaged	0	84	82	97.60%	82	97.60%
Migrant	0	1	1	100.00%	1	100.00%
Title1	0	0	0	n/a	0	n/a
Homeless	0	0	0	n/a	0	n/a



2003-2004  
STATE

Colorado Department of Education  
Student End of Year  
1-Year GRADUATION RATE BY SCHOOL AND IPST CATEGORY

	GRAD BASE ADJUSTMENTS	GRADUATION BASE	GRADUATES	GRADUATION RATE	COMPLETERS	COMPLETION RATE
Gifted and Talented #1	8822	0 Thomas	50 Jefferson	49 High	98.00% School	49 98.00%
Students With Disabilities	0	26	26	100.00%	26	100.00%
Limited English Proficient	0	12	12	100.00%	12	100.00%
Economically Disadvantaged	0	38	38	100.00%	38	100.00%
Migrant	0	0	0	n/a	0	n/a
Title1	0	0	0	n/a	0	n/a
Homeless	0	0	0	n/a	0	n/a
Gifted and Talented #1	9408	0 West	68 High	68 School	100.00%	68 100.00%
Students With Disabilities	0	23	23	100.00%	23	100.00%
Limited English Proficient	0	31	29	93.50%	30	96.80%
Economically Disadvantaged	0	153	150	98.00%	151	98.70%
Migrant	0	4	4	100.00%	4	100.00%
Title1	0	241	233	96.70%	234	97.10%
Homeless	0	1	1	100.00%	1	100.00%
Gifted and Talented	0	54	54	100.00%	54	100.00%
DISTRICT	TOTALS	(All	Schools)			
Students With Disabilities	0	322	273	84.80%	277	86.00%
Limited English Proficient	0	325	289	88.90%	300	92.30%
Economically Disadvantaged	0	1,283	1,128	87.90%	1,167	91.00%
Migrant	0	18	17	94.40%	17	94.40%
Title1	0	1,245	1,112	89.30%	1,119	89.90%
Homeless	0	50	24	48.00%	44	88.00%
Gifted and Talented	0	772	743	96.20%	754	97.70%
COUNTY	:	17	DOLORES			
District:	0890	DOLORES	COUNTY	RE	NO.2	

2003-2004  
STATE

Colorado Department of Education  
Student End of Year  
1-Year GRADUATION RATE BY SCHOOL AND IPST CATEGORY

	GRAD BASE ADJUSTMENTS	GRADUATION BASE	GRADUATES	GRADUATION RATE	COMPLETERS	COMPLETION RATE
#1	2216	Dolores	County	High	School	
Students With Disabilities	0	2	2	100.00%	2	100.00%
Limited English Proficient	0	0	0	n/a	0	n/a
Economically Disadvantaged	0	3	3	100.00%	3	100.00%
Migrant	0	0	0	n/a	0	n/a
Title1	0	0	0	n/a	0	n/a
Homeless	0	0	0	n/a	0	n/a
Gifted and Talented	0	0	0	n/a	0	n/a
DISTRICT	TOTALS	(All	Schools)			
Students With Disabilities	0	2	2	100.00%	2	100.00%
Limited English Proficient	0	0	0	n/a	0	n/a
Economically Disadvantaged	0	3	3	100.00%	3	100.00%
Migrant	0	0	0	n/a	0	n/a
Title1	0	0	0	n/a	0	n/a
Homeless	0	0	0	n/a	0	n/a
Gifted and Talented	0	0	0	n/a	0	n/a
COUNTY	:	18	DOUGLAS			
District:	0900	DOUGLAS	COUNTY	RE	1	
#1#4	0201	Daniel C Oakes High School --Castle Rock				
Students With Disabilities	0	2	1	50.00%	1	50.00%
Limited English Proficient	0	0	0	n/a	0	n/a
Economically Disadvantaged	0	0	0	n/a	0	n/a
Migrant	0	0	0	n/a	0	n/a
Title1	0	0	0	n/a	0	n/a
Homeless	0	0	0	n/a	0	n/a
Gifted and Talented	0	0	0	n/a	0	n/a
#1	1503	Chaparral	High	School		

Colorado Department of Education

2003-2004

Student End of Year

STATE

1-Year GRADUATION RATE BY SCHOOL AND IPST CATEGORY

	GRAD BASE ADJUSTMENTS	GRADUATION BASE	GRADUATES	GRADUATION RATE	COMPLETERS	COMPLETION RATE
Students With Disabilities	0	22	15	68.20%	15	68.20%
Limited English Proficient	0	2	2	100.00%	2	100.00%
Economically Disadvantaged	0	6	4	66.70%	4	66.70%
Migrant	0	0	0	n/a	0	n/a
Title1	0	0	0	n/a	0	n/a
Homeless	0	0	0	n/a	0	n/a
Gifted and Talented	0	0	0	n/a	0	n/a
#1#4	2098	Daniel	C	Oakes	High	School
Students With Disabilities	0	1	1	100.00%	1	100.00%
Limited English Proficient	0	0	0	n/a	0	n/a
Economically Disadvantaged	0	1	1	100.00%	1	100.00%
Migrant	0	0	0	n/a	0	n/a
Title1	0	0	0	n/a	0	n/a
Homeless	0	0	0	n/a	0	n/a
Gifted and Talented	0	0	0	n/a	0	n/a
#1	2230	Douglas	County	High	School	
Students With Disabilities	0	42	40	95.20%	40	95.20%
Limited English Proficient	0	1	0	0.00%	0	0.00%
Economically Disadvantaged	0	2	2	100.00%	2	100.00%
Migrant	0	3	2	66.70%	2	66.70%
Title1	0	0	0	n/a	0	n/a
Homeless	0	0	0	n/a	0	n/a
Gifted and Talented	0	0	0	n/a	0	n/a
#1#4	2338	Eagle	Academy			
Students With Disabilities	0	3	2	66.70%	2	66.70%
Limited English Proficient	0	0	0	n/a	0	n/a
Economically Disadvantaged	0	0	0	n/a	0	n/a



2003-2004  
STATE

Colorado Department of Education

Student End of Year

1-Year GRADUATION RATE BY SCHOOL AND IPST CATEGORY

	GRAD BASE ADJUSTMENTS	GRADUATION BASE	GRADUATES	GRADUATION RATE	COMPLETERS	COMPLETION RATE
Migrant	0	1	1	100.00%	1	100.00%
Title1	0	0	0	n/a	0	n/a
Homeless	0	0	0	n/a	0	n/a
Gifted and Talented	0	0	0	n/a	0	n/a
#1	3980	Highlands	Ranch	High	School	
Students With Disabilities	0	28	24	85.70%	24	85.70%
Limited English Proficient	0	12	12	100.00%	12	100.00%
Economically Disadvantaged	0	5	5	100.00%	5	100.00%
Migrant	0	0	0	n/a	0	n/a
Title1	0	0	0	n/a	0	n/a
Homeless	0	0	0	n/a	0	n/a
Gifted and Talented	0	0	0	n/a	0	n/a
#1	6165	Mountain	Vista	High	School	
Students With Disabilities	0	0	0	n/a	0	n/a
Limited English Proficient	0	0	0	n/a	0	n/a
Economically Disadvantaged	0	0	0	n/a	0	n/a
Migrant	0	0	0	n/a	0	n/a
Title1	0	0	0	n/a	0	n/a
Homeless	0	0	0	n/a	0	n/a
Gifted and Talented	0	0	0	n/a	0	n/a
#1	7091	Plum	Creek	Academy	Day	Treatment
Students With Disabilities	0	3	0	0.00%	0	0.00%
Limited English Proficient	0	0	0	n/a	0	n/a
Economically Disadvantaged	0	0	0	n/a	0	n/a
Migrant	0	0	0	n/a	0	n/a
Title1	0	0	0	n/a	0	n/a
Homeless	0	0	0	n/a	0	n/a

2003-2004  
STATE

Colorado Department of Education

Student End of Year

1-Year GRADUATION RATE BY SCHOOL AND IPST CATEGORY

	GRAD BASE ADJUSTMENTS	GRADUATION BASE	GRADUATES	GRADUATION RATE	COMPLETERS	COMPLETION RATE	
Gifted and Talented #1	7118	0	0	0	n/a	0	n/a
		Ponderosa	High	School			
Students With Disabilities		0	18	18	100.00%	18	100.00%
Limited English Proficient		0	1	1	100.00%	1	100.00%
Economically Disadvantaged		0	1	1	100.00%	1	100.00%
Migrant		0	1	1	100.00%	1	100.00%
Title1		0	0	0	n/a	0	n/a
Homeless		0	0	0	n/a	0	n/a
Gifted and Talented #1	8847	0	0	0	n/a	0	n/a
		Thunderridge	High	School			
Students With Disabilities		0	26	20	76.90%	20	76.90%
Limited English Proficient		0	3	2	66.70%	2	66.70%
Economically Disadvantaged		0	1	1	100.00%	1	100.00%
Migrant		0	1	0	0.00%	0	0.00%
Title1		0	0	0	n/a	0	n/a
Homeless		0	0	0	n/a	0	n/a
Gifted and Talented		0	0	0	n/a	0	n/a
DISTRICT	TOTALS	(All	Schools)				
Students With Disabilities		0	145	121	83.40%	121	83.40%
Limited English Proficient		0	19	17	89.50%	17	89.50%
Economically Disadvantaged		0	16	14	87.50%	14	87.50%
Migrant		0	6	4	66.70%	4	66.70%
Title1		0	0	0	n/a	0	n/a
Homeless		0	0	0	n/a	0	n/a
Gifted and Talented		0	0	0	n/a	0	n/a
COUNTY	:	19	EAGLE				
District:	0910	EAGLE	COUNTY	RE	50		

2003-2004  
STATE

Colorado Department of Education  
Student End of Year  
1-Year GRADUATION RATE BY SCHOOL AND IPST CATEGORY

	GRAD BASE ADJUSTMENTS	GRADUATION BASE	GRADUATES	GRADUATION RATE	COMPLETERS	COMPLETION RATE
#1#4	0205	Red	Canyon	High	School	
Students With Disabilities	0	1	0	0.00%	0	0.00%
Limited English Proficient	0	0	0	n/a	0	n/a
Economically Disadvantaged	0	0	0	n/a	0	n/a
Migrant	0	0	0	n/a	0	n/a
Title1	0	0	0	n/a	0	n/a
Homeless	0	0	0	n/a	0	n/a
Gifted and Talented	0	0	0	n/a	0	n/a
#1	0604	Battle	Mountain	High	School	
Students With Disabilities	0	12	12	100.00%	12	100.00%
Limited English Proficient	0	16	16	100.00%	16	100.00%
Economically Disadvantaged	0	13	13	100.00%	13	100.00%
Migrant	0	2	2	100.00%	2	100.00%
Title1	0	0	0	n/a	0	n/a
Homeless	0	0	0	n/a	0	n/a
Gifted and Talented	0	0	0	n/a	0	n/a
#1*	2340	Eagle	County	Charter	Academy	
Students With Disabilities	0	0	0	n/a	0	n/a
Limited English Proficient	0	0	0	n/a	0	n/a
Economically Disadvantaged	0	0	0	n/a	0	n/a
Migrant	0	0	0	n/a	0	n/a
Title1	0	0	0	n/a	0	n/a
Homeless	0	0	0	n/a	0	n/a
Gifted and Talented	0	0	0	n/a	0	n/a
#1	2350	Eagle	Valley	High	School	
Students With Disabilities	0	10	10	100.00%	10	100.00%
Limited English Proficient	0	13	13	100.00%	13	100.00%

2003-2004		Colorado Department of Education					
STATE		Student End of Year					
		1-Year GRADUATION RATE BY SCHOOL AND IPST CATEGORY					
		GRAD BASE ADJUSTMENTS	GRADUATION BASE	GRADUATES	GRADUATION RATE	COMPLETERS	COMPLETION RATE
Economically Disadvantaged		0	8	8	100.00%	8	100.00%
Migrant		0	2	2	100.00%	2	100.00%
Title1		0	0	0	n/a	0	n/a
Homeless		0	0	0	n/a	0	n/a
Gifted and Talented		0	0	0	n/a	0	n/a
DISTRICT	TOTALS	(All	Schools)				
Students With Disabilities		0	23	22	95.70%	22	95.70%
Limited English Proficient		0	29	29	100.00%	29	100.00%
Economically Disadvantaged		0	21	21	100.00%	21	100.00%
Migrant		0	4	4	100.00%	4	100.00%
Title1		0	0	0	n/a	0	n/a
Homeless		0	0	0	n/a	0	n/a
Gifted and Talented		0	0	0	n/a	0	n/a
COUNTY	:	20	ELBERT				
District:	0920	ELIZABETH	C-1				
#1	2608	Elizabeth	High School				
Students With Disabilities		0	9	8	88.90%	8	88.90%
Limited English Proficient		0	0	0	n/a	0	n/a
Economically Disadvantaged		0	3	3	100.00%	3	100.00%
Migrant		0	0	0	n/a	0	n/a
Title1		0	0	0	n/a	0	n/a
Homeless		0	0	0	n/a	0	n/a
Gifted and Talented		0	0	0	n/a	0	n/a
#1	3236	Frontier	High School				
Students With Disabilities		0	2	1	50.00%	1	50.00%
Limited English Proficient		0	0	0	n/a	0	n/a
Economically Disadvantaged		0	0	0	n/a	0	n/a


2003-2004  
STATE

Colorado Department of Education

Student End of Year

1-Year GRADUATION RATE BY SCHOOL AND IPST CATEGORY

	GRAD BASE ADJUSTMENTS	GRADUATION BASE	GRADUATES	GRADUATION RATE	COMPLETERS	COMPLETION RATE
Migrant	0	0	0	n/a	0	n/a
Title1	0	0	0	n/a	0	n/a
Homeless	0	0	0	n/a	0	n/a
Gifted and Talented	0	0	0	n/a	0	n/a
DISTRICT	TOTALS	(All	Schools)			
Students With Disabilities	0	11	9	81.80%	9	81.80%
Limited English Proficient	0	0	0	n/a	0	n/a
Economically Disadvantaged	0	3	3	100.00%	3	100.00%
Migrant	0	0	0	n/a	0	n/a
Title1	0	0	0	n/a	0	n/a
Homeless	0	0	0	n/a	0	n/a
Gifted and Talented	0	0	0	n/a	0	n/a
District:	0930	KIOWA	C-2			
#1	4728	Kiowa	High	School		
Students With Disabilities	0	3	3	100.00%	3	100.00%
Limited English Proficient	0	0	0	n/a	0	n/a
Economically Disadvantaged	0	6	6	100.00%	6	100.00%
Migrant	0	0	0	n/a	0	n/a
Title1	0	0	0	n/a	0	n/a
Homeless	0	0	0	n/a	0	n/a
Gifted and Talented	0	0	0	n/a	0	n/a
DISTRICT	TOTALS	(All	Schools)			
Students With Disabilities	0	3	3	100.00%	3	100.00%
Limited English Proficient	0	0	0	n/a	0	n/a
Economically Disadvantaged	0	6	6	100.00%	6	100.00%
Migrant	0	0	0	n/a	0	n/a
Title1	0	0	0	n/a	0	n/a



Colorado Department of Education

2003-2004

Student End of Year

STATE


1-Year GRADUATION RATE BY SCHOOL AND IPST CATEGORY

	GRAD BASE ADJUSTMENTS	GRADUATION BASE	GRADUATES	GRADUATION RATE	COMPLETERS	COMPLETION RATE	
Homeless		0	0	0	n/a	0	n/a
Gifted and Talented		0	0	0	n/a	0	n/a
District:	0940	BIG	SANDY	100J			
#1	7922	Simla	High	School			
Students With Disabilities		0	0	0	n/a	0	n/a
Limited English Proficient		0	0	0	n/a	0	n/a
Economically Disadvantaged		0	7	7	100.00%	7	100.00%
Migrant		0	0	0	n/a	0	n/a
Title1		0	0	0	n/a	0	n/a
Homeless		0	0	0	n/a	0	n/a
Gifted and Talented		0	0	0	n/a	0	n/a
DISTRICT	TOTALS	(All	Schools)				
Students With Disabilities		0	0	0	n/a	0	n/a
Limited English Proficient		0	0	0	n/a	0	n/a
Economically Disadvantaged		0	7	7	100.00%	7	100.00%
Migrant		0	0	0	n/a	0	n/a
Title1		0	0	0	n/a	0	n/a
Homeless		0	0	0	n/a	0	n/a
Gifted and Talented		0	0	0	n/a	0	n/a
District:	0950	ELBERT	200				
#1	2574	Elbert	Junior-Senior	High	School		
Students With Disabilities		0	2	2	100.00%	2	100.00%
Limited English Proficient		0	0	0	n/a	0	n/a
Economically Disadvantaged		0	0	0	n/a	0	n/a
Migrant		0	0	0	n/a	0	n/a
Title1		0	0	0	n/a	0	n/a
Homeless		0	0	0	n/a	0	n/a

2003-2004  
STATE

Colorado Department of Education  
Student End of Year  
1-Year GRADUATION RATE BY SCHOOL AND IPST CATEGORY

	GRAD BASE ADJUSTMENTS	GRADUATION BASE	GRADUATES	GRADUATION RATE	COMPLETERS	COMPLETION RATE	
Gifted and Talented		0	0	0	n/a	0	n/a
DISTRICT	TOTALS	(All	Schools)				
Students With Disabilities		0	2	2	100.00%	2	100.00%
Limited English Proficient		0	0	0	n/a	0	n/a
Economically Disadvantaged		0	0	0	n/a	0	n/a
Migrant		0	0	0	n/a	0	n/a
Title1		0	0	0	n/a	0	n/a
Homeless		0	0	0	n/a	0	n/a
Gifted and Talented		0	0	0	n/a	0	n/a
District:	0960	AGATE	300				
#1	0048	Agate	Junior-Senior	High	School		
Students With Disabilities		0	2	2	100.00%	2	100.00%
Limited English Proficient		0	0	0	n/a	0	n/a
Economically Disadvantaged		0	4	4	100.00%	4	100.00%
Migrant		0	0	0	n/a	0	n/a
Title1		0	0	0	n/a	0	n/a
Homeless		0	0	0	n/a	0	n/a
Gifted and Talented		0	0	0	n/a	0	n/a
DISTRICT	TOTALS	(All	Schools)				
Students With Disabilities		0	2	2	100.00%	2	100.00%
Limited English Proficient		0	0	0	n/a	0	n/a
Economically Disadvantaged		0	4	4	100.00%	4	100.00%
Migrant		0	0	0	n/a	0	n/a
Title1		0	0	0	n/a	0	n/a
Homeless		0	0	0	n/a	0	n/a
Gifted and Talented		0	0	0	n/a	0	n/a
COUNTY	:	21	EL	PASO			



2003-2004		Colorado Department of Education					
STATE		Student End of Year					
		1-Year GRADUATION RATE BY SCHOOL AND IPST CATEGORY					
		GRAD BASE ADJUSTMENTS	GRADUATION BASE	GRADUATES	GRADUATION RATE	COMPLETERS	COMPLETION RATE
District:	0970	CALHAN	RJ-1				
#1	1218	Calhan	High	School			
Students With Disabilities		0	1	1	100.00%	1	100.00%
Limited English Proficient		0	0	0	n/a	0	n/a
Economically Disadvantaged		0	7	6	85.70%	6	85.70%
Migrant		0	0	0	n/a	0	n/a
Title1		0	0	0	n/a	0	n/a
Homeless		0	0	0	n/a	0	n/a
Gifted and Talented		0	0	0	n/a	0	n/a
DISTRICT	TOTALS	(All	Schools)				
Students With Disabilities		0	1	1	100.00%	1	100.00%
Limited English Proficient		0	0	0	n/a	0	n/a
Economically Disadvantaged		0	7	6	85.70%	6	85.70%
Migrant		0	0	0	n/a	0	n/a
Title1		0	0	0	n/a	0	n/a
Homeless		0	0	0	n/a	0	n/a
Gifted and Talented		0	0	0	n/a	0	n/a
District:	0980	HARRISON		2			
#1#4	0029	Adult	&	Family	Literacy		
Students With Disabilities		0	0	0	n/a	0	n/a
Limited English Proficient		0	0	0	n/a	0	n/a
Economically Disadvantaged		0	1	0	0.00%	1	100.00%
Migrant		0	0	0	n/a	0	n/a
Title1		0	0	0	n/a	0	n/a
Homeless		0	0	0	n/a	0	n/a
Gifted and Talented		0	0	0	n/a	0	n/a
#1	3806	Harrison	High	School			



Colorado Department of Education


2003-2004

Student End of Year

STATE

1-Year GRADUATION RATE BY SCHOOL AND IPST CATEGORY

	GRAD BASE ADJUSTMENTS	GRADUATION BASE	GRADUATES	GRADUATION RATE	COMPLETERS	COMPLETION RATE
Students With Disabilities	0	29	28	96.60%	28	96.60%
Limited English Proficient	0	21	20	95.20%	20	95.20%
Economically Disadvantaged	0	92	85	92.40%	86	93.50%
Migrant	0	2	2	100.00%	2	100.00%
Title1	0	0	0	n/a	0	n/a
Homeless	0	5	4	80.00%	5	100.00%
Gifted and Talented	0	0	0	n/a	0	n/a
#1#4	3808	New	Horizons	Evening	School	
Students With Disabilities	0	0	0	n/a	0	n/a
Limited English Proficient	0	0	0	n/a	0	n/a
Economically Disadvantaged	0	0	0	n/a	0	n/a
Migrant	0	0	0	n/a	0	n/a
Title1	0	0	0	n/a	0	n/a
Homeless	0	0	0	n/a	0	n/a
Gifted and Talented	0	0	0	n/a	0	n/a
#1	4378	James	Irwin	Charter	High	School
Students With Disabilities	0	0	0	n/a	0	n/a
Limited English Proficient	0	0	0	n/a	0	n/a
Economically Disadvantaged	0	4	4	100.00%	4	100.00%
Migrant	0	0	0	n/a	0	n/a
Title1	0	0	0	n/a	0	n/a
Homeless	0	0	0	n/a	0	n/a
Gifted and Talented	0	0	0	n/a	0	n/a
#1#4	6244	New	Horizons	Day	School	
Students With Disabilities	0	3	3	100.00%	3	100.00%
Limited English Proficient	0	0	0	n/a	0	n/a
Economically Disadvantaged	0	6	5	83.30%	5	83.30%



2003-2004  
STATE

Colorado Department of Education

Student End of Year

1-Year GRADUATION RATE BY SCHOOL AND IPST CATEGORY

	GRAD BASE ADJUSTMENTS	GRADUATION BASE	GRADUATES	GRADUATION RATE	COMPLETERS	COMPLETION RATE
Migrant	0	0	0	n/a	0	n/a
Title1	0	0	0	n/a	0	n/a
Homeless	0	1	0	0.00%	0	0.00%
Gifted and Talented	0	0	0	n/a	0	n/a
#1	7882	Sierra	High	School		
Students With Disabilities	0	21	19	90.50%	19	90.50%
Limited English Proficient	0	10	9	90.00%	9	90.00%
Economically Disadvantaged	0	64	63	98.40%	63	98.40%
Migrant	0	1	1	100.00%	1	100.00%
Title1	0	0	0	n/a	0	n/a
Homeless	0	1	0	0.00%	0	0.00%
Gifted and Talented	0	0	0	n/a	0	n/a
#1	8940	Tutmose	Academy	Charter	School	
Students With Disabilities	0	2	1	50.00%	1	50.00%
Limited English Proficient	0	0	0	n/a	0	n/a
Economically Disadvantaged	0	6	6	100.00%	6	100.00%
Migrant	0	0	0	n/a	0	n/a
Title1	0	0	0	n/a	0	n/a
Homeless	0	0	0	n/a	0	n/a
Gifted and Talented	0	0	0	n/a	0	n/a
DISTRICT	TOTALS	(All	Schools)			
Students With Disabilities	0	55	51	92.70%	51	92.70%
Limited English Proficient	0	31	29	93.50%	29	93.50%
Economically Disadvantaged	0	173	163	94.20%	165	95.40%
Migrant	0	3	3	100.00%	3	100.00%
Title1	0	0	0	n/a	0	n/a
Homeless	0	7	4	57.10%	5	71.40%

2003-2004  
STATE

Colorado Department of Education  
Student End of Year  
1-Year GRADUATION RATE BY SCHOOL AND IPST CATEGORY

	GRAD BASE ADJUSTMENTS	GRADUATION BASE	GRADUATES	GRADUATION RATE	COMPLETERS	COMPLETION RATE	
Gifted and Talented		0	0	0	n/a	0	n/a
District:	0990	WIDEFIELD		3			
#1	5841	Mesa	Ridge	High	School		
Students With Disabilities		0	27	25	92.60%	25	92.60%
Limited English Proficient		0	0	0	n/a	0	n/a
Economically Disadvantaged		0	1	1	100.00%	1	100.00%
Migrant		0	0	0	n/a	0	n/a
Title1		0	0	0	n/a	0	n/a
Homeless		0	0	0	n/a	0	n/a
Gifted and Talented		0	0	0	n/a	0	n/a
#1#4	9560	Discovery	High	School			
Students With Disabilities		0	0	0	n/a	0	n/a
Limited English Proficient		0	0	0	n/a	0	n/a
Economically Disadvantaged		0	0	0	n/a	0	n/a
Migrant		0	0	0	n/a	0	n/a
Title1		0	0	0	n/a	0	n/a
Homeless		0	0	0	n/a	0	n/a
Gifted and Talented		0	0	0	n/a	0	n/a
#1	9566	Widefield	High	School			
Students With Disabilities		0	40	39	97.50%	39	97.50%
Limited English Proficient		0	3	3	100.00%	3	100.00%
Economically Disadvantaged		0	1	1	100.00%	1	100.00%
Migrant		0	0	0	n/a	0	n/a
Title1		0	0	0	n/a	0	n/a
Homeless		0	1	1	100.00%	1	100.00%
Gifted and Talented		0	0	0	n/a	0	n/a
DISTRICT	TOTALS	(All	Schools)				

2003-2004  
STATE

Colorado Department of Education  
Student End of Year  
1-Year GRADUATION RATE BY SCHOOL AND IPST CATEGORY

	GRAD BASE ADJUSTMENTS	GRADUATION BASE	GRADUATES	GRADUATION RATE	COMPLETERS	COMPLETION RATE
Students With Disabilities	0	67	64	95.50%	64	95.50%
Limited English Proficient	0	3	3	100.00%	3	100.00%
Economically Disadvantaged	0	2	2	100.00%	2	100.00%
Migrant	0	0	0	n/a	0	n/a
Title1	0	0	0	n/a	0	n/a
Homeless	0	1	1	100.00%	1	100.00%
Gifted and Talented	0	0	0	n/a	0	n/a
District:	1000	FOUNTAIN	8			
#1#4	0203	Lorraine	Alternative	High	School	
Students With Disabilities	0	2	1	50.00%	1	50.00%
Limited English Proficient	0	0	0	n/a	0	n/a
Economically Disadvantaged	0	5	5	100.00%	5	100.00%
Migrant	0	0	0	n/a	0	n/a
Title1	0	0	0	n/a	0	n/a
Homeless	0	0	0	n/a	0	n/a
Gifted and Talented	0	0	0	n/a	0	n/a
#1	3110	Fountain-Fort	Carson	High	School	
Students With Disabilities	0	11	11	100.00%	11	100.00%
Limited English Proficient	0	3	2	66.70%	2	66.70%
Economically Disadvantaged	0	33	33	100.00%	33	100.00%
Migrant	0	0	0	n/a	0	n/a
Title1	0	0	0	n/a	0	n/a
Homeless	0	0	0	n/a	0	n/a
Gifted and Talented	0	0	0	n/a	0	n/a
DISTRICT	TOTALS	(All	Schools)			
Students With Disabilities	0	13	12	92.30%	12	92.30%
Limited English Proficient	0	3	2	66.70%	2	66.70%

2003-2004		Colorado Department of Education					
STATE		Student End of Year					
		1-Year GRADUATION RATE BY SCHOOL AND IPST CATEGORY					
		GRAD BASE ADJUSTMENTS	GRADUATION BASE	GRADUATES	GRADUATION RATE	COMPLETERS	COMPLETION RATE
Economically Disadvantaged		0	38	38	100.00%	38	100.00%
Migrant		0	0	0	n/a	0	n/a
Title1		0	0	0	n/a	0	n/a
Homeless		0	0	0	n/a	0	n/a
Gifted and Talented		0	0	0	n/a	0	n/a
District:	1010	COLORADO		SPRINGS	11		
#1#4#5*	0032	Adult		Education	Center		
Students With Disabilities		0	0	0	n/a	0	n/a
Limited English Proficient		0	0	0	n/a	0	n/a
Economically Disadvantaged		0	0	0	n/a	0	n/a
Migrant		0	0	0	n/a	0	n/a
Title1		0	0	0	n/a	0	n/a
Homeless		0	0	0	n/a	0	n/a
Gifted and Talented		0	0	0	n/a	0	n/a
#1#4#5*	0121	Doherty		Night	School		
Students With Disabilities		0	0	0	n/a	0	n/a
Limited English Proficient		0	0	0	n/a	0	n/a
Economically Disadvantaged		0	0	0	n/a	0	n/a
Migrant		0	0	0	n/a	0	n/a
Title1		0	0	0	n/a	0	n/a
Homeless		0	0	0	n/a	0	n/a
Gifted and Talented		0	0	0	n/a	0	n/a
#1#4	0871	Bijou		Alternative	Program		
Students With Disabilities		0	2	0	0.00%	1	50.00%
Limited English Proficient		0	0	0	n/a	0	n/a
Economically Disadvantaged		0	14	0	0.00%	2	14.30%
Migrant		0	0	0	n/a	0	n/a

Colorado Department of Education

2003-2004

Student End of Year

STATE

1-Year GRADUATION RATE BY SCHOOL AND IPST CATEGORY

	GRAD BASE ADJUSTMENTS	GRADUATION BASE	GRADUATES	GRADUATION RATE	COMPLETERS	COMPLETION RATE
Title1	0	0	0	n/a	0	n/a
Homeless	0	1	0	0.00%	0	0.00%
Gifted and Talented	0	0	0	n/a	0	n/a
#1#4	1616	Civa	Charter	School		
Students With Disabilities	0	0	0	n/a	0	n/a
Limited English Proficient	0	0	0	n/a	0	n/a
Economically Disadvantaged	0	10	9	90.00%	9	90.00%
Migrant	0	0	0	n/a	0	n/a
Title1	0	0	0	n/a	0	n/a
Homeless	0	0	0	n/a	0	n/a
Gifted and Talented	0	0	0	n/a	0	n/a
#1	1870	Coronado	High	School		
Students With Disabilities	0	19	19	100.00%	19	100.00%
Limited English Proficient	0	2	2	100.00%	2	100.00%
Economically Disadvantaged	0	70	42	60.00%	42	60.00%
Migrant	0	0	0	n/a	0	n/a
Title1	0	0	0	n/a	0	n/a
Homeless	0	0	0	n/a	0	n/a
Gifted and Talented	0	0	0	n/a	0	n/a
#1	1885	Community	Prep	Charter	School	
Students With Disabilities	0	3	2	66.70%	2	66.70%
Limited English Proficient	0	0	0	n/a	0	n/a
Economically Disadvantaged	0	23	14	60.90%	14	60.90%
Migrant	0	0	0	n/a	0	n/a
Title1	0	0	0	n/a	0	n/a
Homeless	0	0	0	n/a	0	n/a
Gifted and Talented	0	0	0	n/a	0	n/a

2003-2004  
STATE

Colorado Department of Education

Student End of Year

1-Year GRADUATION RATE BY SCHOOL AND IPST CATEGORY

	GRAD BASE ADJUSTMENTS	GRADUATION BASE	GRADUATES	GRADUATION RATE	COMPLETERS	COMPLETION RATE
#1#5*	2198	Diagnostic	And	Special	Learning	Center
Students With Disabilities	0	0	0	n/a	0	n/a
Limited English Proficient	0	0	0	n/a	0	n/a
Economically Disadvantaged	0	0	0	n/a	0	n/a
Migrant	0	0	0	n/a	0	n/a
Title1	0	0	0	n/a	0	n/a
Homeless	0	0	0	n/a	0	n/a
Gifted and Talented	0	0	0	n/a	0	n/a
#1	2202	Doherty	High	School		
Students With Disabilities	0	30	22	73.30%	22	73.30%
Limited English Proficient	0	4	3	75.00%	3	75.00%
Economically Disadvantaged	0	62	29	46.80%	34	54.80%
Migrant	0	0	0	n/a	0	n/a
Title1	0	0	0	n/a	0	n/a
Homeless	0	0	0	n/a	0	n/a
Gifted and Talented	0	1	1	100.00%	1	100.00%
#1#4	2528	Nikola	Tesla	Education	Opportunity	Center
Students With Disabilities	0	6	1	16.70%	1	16.70%
Limited English Proficient	0	0	0	n/a	0	n/a
Economically Disadvantaged	0	38	1	2.60%	4	10.50%
Migrant	0	0	0	n/a	0	n/a
Title1	0	0	0	n/a	0	n/a
Homeless	0	1	0	0.00%	0	0.00%
Gifted and Talented	0	0	0	n/a	0	n/a
#1	3470	Globe	Charter	School		
Students With Disabilities	0	1	1	100.00%	1	100.00%
Limited English Proficient	0	0	0	n/a	0	n/a

2003-2004  
STATE

Colorado Department of Education  
Student End of Year  
1-Year GRADUATION RATE BY SCHOOL AND IPST CATEGORY

		GRAD BASE ADJUSTMENTS	GRADUATION BASE	GRADUATES	GRADUATION RATE	COMPLETERS	COMPLETION RATE
Economically Disadvantaged		0	2	1	50.00%	1	50.00%
Migrant		0	0	0	n/a	0	n/a
Title1		0	0	0	n/a	0	n/a
Homeless		0	0	0	n/a	0	n/a
Gifted and Talented		0	0	0	n/a	0	n/a
#1	5948		Mitchell	High	School		
Students With Disabilities		0	66	58	87.90%	59	89.40%
Limited English Proficient		0	49	36	73.50%	36	73.50%
Economically Disadvantaged		0	212	128	60.40%	137	64.60%
Migrant		0	0	0	n/a	0	n/a
Title1		0	0	0	n/a	0	n/a
Homeless		0	0	0	n/a	0	n/a
Gifted and Talented		0	0	0	n/a	0	n/a
#1	6680		Palmer	High	School		
Students With Disabilities		0	43	39	90.70%	39	90.70%
Limited English Proficient		0	13	11	84.60%	11	84.60%
Economically Disadvantaged		0	86	51	59.30%	56	65.10%
Migrant		0	0	0	n/a	0	n/a
Title1		0	0	0	n/a	0	n/a
Homeless		0	0	0	n/a	0	n/a
Gifted and Talented		0	0	0	n/a	0	n/a
#1#4#5*	6681		Palmer	Night	School		
Students With Disabilities		0	0	0	n/a	0	n/a
Limited English Proficient		0	0	0	n/a	0	n/a
Economically Disadvantaged		0	0	0	n/a	0	n/a
Migrant		0	0	0	n/a	0	n/a
Title1		0	0	0	n/a	0	n/a



2003-2004  
STATE

Colorado Department of Education  
Student End of Year  
1-Year GRADUATION RATE BY SCHOOL AND IPST CATEGORY

	GRAD BASE ADJUSTMENTS	GRADUATION BASE	GRADUATES	GRADUATION RATE	COMPLETERS	COMPLETION RATE	
Homeless		0	0	0	n/a	0	n/a
Gifted and Talented		0	0	0	n/a	0	n/a
#1#5*	8148	Special	Programs				
Students With Disabilities		0	0	0	n/a	0	n/a
Limited English Proficient		0	0	0	n/a	0	n/a
Economically Disadvantaged		0	0	0	n/a	0	n/a
Migrant		0	0	0	n/a	0	n/a
Title1		0	0	0	n/a	0	n/a
Homeless		0	0	0	n/a	0	n/a
Gifted and Talented		0	0	0	n/a	0	n/a
#1	9298	Wasson	High	School			
Students With Disabilities		0	30	25	83.30%	25	83.30%
Limited English Proficient		0	6	5	83.30%	5	83.30%
Economically Disadvantaged		0	89	54	60.70%	55	61.80%
Migrant		0	0	0	n/a	0	n/a
Title1		0	0	0	n/a	0	n/a
Homeless		0	0	0	n/a	0	n/a
Gifted and Talented		0	0	0	n/a	0	n/a
DISTRICT	TOTALS	(All	Schools)				
Students With Disabilities		0	200	167	83.50%	169	84.50%
Limited English Proficient		0	74	57	77.00%	57	77.00%
Economically Disadvantaged		0	606	329	54.30%	354	58.40%
Migrant		0	0	0	n/a	0	n/a
Title1		0	0	0	n/a	0	n/a
Homeless		0	2	0	0.00%	0	0.00%
Gifted and Talented		0	1	1	100.00%	1	100.00%
District:	1020	CHEYENNE	MOUNTAIN	12			

2003-2004  
STATE

Colorado Department of Education

Student End of Year

1-Year GRADUATION RATE BY SCHOOL AND IPST CATEGORY

	GRAD BASE ADJUSTMENTS	GRADUATION BASE	GRADUATES	GRADUATION RATE	COMPLETERS	COMPLETION RATE
#1	1590	Cheyenne	Mountain	High	School	
Students With Disabilities	0	14	14	100.00%	14	100.00%
Limited English Proficient	0	1	1	100.00%	1	100.00%
Economically Disadvantaged	0	0	0	n/a	0	n/a
Migrant	0	0	0	n/a	0	n/a
Title1	0	0	0	n/a	0	n/a
Homeless	0	0	0	n/a	0	n/a
Gifted and Talented	0	0	0	n/a	0	n/a
DISTRICT	TOTALS	(All	Schools)			
Students With Disabilities	0	14	14	100.00%	14	100.00%
Limited English Proficient	0	1	1	100.00%	1	100.00%
Economically Disadvantaged	0	0	0	n/a	0	n/a
Migrant	0	0	0	n/a	0	n/a
Title1	0	0	0	n/a	0	n/a
Homeless	0	0	0	n/a	0	n/a
Gifted and Talented	0	0	0	n/a	0	n/a
District:	1030	MANITOU	SPRINGS	14		
#1	5468	Manitou	Springs	High	School	
Students With Disabilities	0	12	10	83.30%	11	91.70%
Limited English Proficient	0	0	0	n/a	0	n/a
Economically Disadvantaged	0	3	3	100.00%	3	100.00%
Migrant	0	0	0	n/a	0	n/a
Title1	0	0	0	n/a	0	n/a
Homeless	0	0	0	n/a	0	n/a
Gifted and Talented	0	0	0	n/a	0	n/a
DISTRICT	TOTALS	(All	Schools)			
Students With Disabilities	0	12	10	83.30%	11	91.70%

Colorado Department of Education

2003-2004

Student End of Year

STATE

1-Year GRADUATION RATE BY SCHOOL AND IPST CATEGORY

		GRAD BASE ADJUSTMENTS	GRADUATION BASE	GRADUATES	GRADUATION RATE	COMPLETERS	COMPLETION RATE
Limited English Proficient		0	0	0	n/a	0	n/a
Economically Disadvantaged		0	3	3	100.00%	3	100.00%
Migrant		0	0	0	n/a	0	n/a
Title1		0	0	0	n/a	0	n/a
Homeless		0	0	0	n/a	0	n/a
Gifted and Talented		0	0	0	n/a	0	n/a
District:		1040	ACADEMY	20			
#1	0076	Air	Academy	High		School	
Students With Disabilities		0	13	12	92.30%	12	92.30%
Limited English Proficient		0	0	0	n/a	0	n/a
Economically Disadvantaged		0	6	6	100.00%	6	100.00%
Migrant		0	0	0	n/a	0	n/a
Title1		0	0	0	n/a	0	n/a
Homeless		0	0	0	n/a	0	n/a
Gifted and Talented		0	65	65	100.00%	65	100.00%
#1#4	0209	Aspen	Valley	High		School	
Students With Disabilities		0	0	0	n/a	0	n/a
Limited English Proficient		0	0	0	n/a	0	n/a
Economically Disadvantaged		0	2	2	100.00%	2	100.00%
Migrant		0	0	0	n/a	0	n/a
Title1		0	0	0	n/a	0	n/a
Homeless		0	0	0	n/a	0	n/a
Gifted and Talented		0	3	3	100.00%	3	100.00%
#1	1627	The	Classical	Academy		Charter	
Students With Disabilities		0	2	2	100.00%	2	100.00%
Limited English Proficient		0	0	0	n/a	0	n/a
Economically Disadvantaged		0	2	2	100.00%	2	100.00%

2003-2004  
STATE

Colorado Department of Education

Student End of Year

1-Year GRADUATION RATE BY SCHOOL AND IPST CATEGORY

		GRAD BASE ADJUSTMENTS	GRADUATION BASE	GRADUATES	GRADUATION RATE	COMPLETERS	COMPLETION RATE
Migrant		0	0	0	n/a	0	n/a
Title1		0	0	0	n/a	0	n/a
Homeless		0	0	0	n/a	0	n/a
Gifted and Talented		0	0	0	n/a	0	n/a
#1	5126		Liberty	High	School		
Students With Disabilities		0	17	15	88.20%	15	88.20%
Limited English Proficient		0	0	0	n/a	0	n/a
Economically Disadvantaged		0	9	6	66.70%	7	77.80%
Migrant		0	0	0	n/a	0	n/a
Title1		0	0	0	n/a	0	n/a
Homeless		0	0	0	n/a	0	n/a
Gifted and Talented		0	46	46	100.00%	46	100.00%
#1	6937		Pine	Creek	High	School	
Students With Disabilities		0	6	6	100.00%	6	100.00%
Limited English Proficient		0	0	0	n/a	0	n/a
Economically Disadvantaged		0	3	3	100.00%	3	100.00%
Migrant		0	0	0	n/a	0	n/a
Title1		0	0	0	n/a	0	n/a
Homeless		0	0	0	n/a	0	n/a
Gifted and Talented		0	34	34	100.00%	34	100.00%
#1	7240		Rampart	High	School		
Students With Disabilities		0	18	15	83.30%	16	88.90%
Limited English Proficient		0	16	15	93.80%	15	93.80%
Economically Disadvantaged		0	8	7	87.50%	7	87.50%
Migrant		0	0	0	n/a	0	n/a
Title1		0	0	0	n/a	0	n/a
Homeless		0	0	0	n/a	0	n/a


2003-2004  
STATE

Colorado Department of Education

Student End of Year

1-Year GRADUATION RATE BY SCHOOL AND IPST CATEGORY

	GRAD BASE ADJUSTMENTS	GRADUATION BASE	GRADUATES	GRADUATION RATE	COMPLETERS	COMPLETION RATE
Gifted and Talented	0	57	57	100.00%	57	100.00%
DISTRICT TOTALS	(All	Schools)				
Students With Disabilities	0	56	50	89.30%	51	91.10%
Limited English Proficient	0	16	15	93.80%	15	93.80%
Economically Disadvantaged	0	30	26	86.70%	27	90.00%
Migrant	0	0	0	n/a	0	n/a
Title1	0	0	0	n/a	0	n/a
Homeless	0	0	0	n/a	0	n/a
Gifted and Talented	0	205	205	100.00%	205	100.00%
District:	1050 ELLICOTT	22				
#1	2642	Ellicott	Senior	High	School	
Students With Disabilities	0	5	4	80.00%	4	80.00%
Limited English Proficient	0	1	1	100.00%	1	100.00%
Economically Disadvantaged	0	18	16	88.90%	17	94.40%
Migrant	0	0	0	n/a	0	n/a
Title1	0	0	0	n/a	0	n/a
Homeless	0	0	0	n/a	0	n/a
Gifted and Talented	0	0	0	n/a	0	n/a
DISTRICT TOTALS	(All	Schools)				
Students With Disabilities	0	5	4	80.00%	4	80.00%
Limited English Proficient	0	1	1	100.00%	1	100.00%
Economically Disadvantaged	0	18	16	88.90%	17	94.40%
Migrant	0	0	0	n/a	0	n/a
Title1	0	0	0	n/a	0	n/a
Homeless	0	0	0	n/a	0	n/a
Gifted and Talented	0	0	0	n/a	0	n/a
District:	1060 PEYTON	23	JT			



2003-2004  
STATE

Colorado Department of Education

Student End of Year

1-Year GRADUATION RATE BY SCHOOL AND IPST CATEGORY

	GRAD BASE ADJUSTMENTS	GRADUATION BASE	GRADUATES	GRADUATION RATE	COMPLETERS	COMPLETION RATE
#1	6902	Peyton	High	School		
Students With Disabilities	0	2	1	50.00%	1	50.00%
Limited English Proficient	0	0	0	n/a	0	n/a
Economically Disadvantaged	0	5	5	100.00%	5	100.00%
Migrant	0	0	0	n/a	0	n/a
Title1	0	48	47	97.90%	47	97.90%
Homeless	0	0	0	n/a	0	n/a
Gifted and Talented	0	0	0	n/a	0	n/a
DISTRICT	TOTALS	(All	Schools)			
Students With Disabilities	0	2	1	50.00%	1	50.00%
Limited English Proficient	0	0	0	n/a	0	n/a
Economically Disadvantaged	0	5	5	100.00%	5	100.00%
Migrant	0	0	0	n/a	0	n/a
Title1	0	48	47	97.90%	47	97.90%
Homeless	0	0	0	n/a	0	n/a
Gifted and Talented	0	0	0	n/a	0	n/a
District:	1070	HANOVER	28			
#1	3758	Hanover	Junior-Senior	High	School	
Students With Disabilities	0	2	2	100.00%	2	100.00%
Limited English Proficient	0	1	1	100.00%	1	100.00%
Economically Disadvantaged	0	2	2	100.00%	2	100.00%
Migrant	0	0	0	n/a	0	n/a
Title1	0	0	0	n/a	0	n/a
Homeless	0	0	0	n/a	0	n/a
Gifted and Talented	0	0	0	n/a	0	n/a
DISTRICT	TOTALS	(All	Schools)			
Students With Disabilities	0	2	2	100.00%	2	100.00%

2003-2004  
STATE

Colorado Department of Education  
Student End of Year  
1-Year GRADUATION RATE BY SCHOOL AND IPST CATEGORY

		GRAD BASE ADJUSTMENTS	GRADUATION BASE	GRADUATES	GRADUATION RATE	COMPLETERS	COMPLETION RATE
Limited English Proficient		0	1	1	100.00%	1	100.00%
Economically Disadvantaged		0	2	2	100.00%	2	100.00%
Migrant		0	0	0	n/a	0	n/a
Title1		0	0	0	n/a	0	n/a
Homeless		0	0	0	n/a	0	n/a
Gifted and Talented		0	0	0	n/a	0	n/a
District:		1080	LEWIS-PALMER	38			
#1	5100		Lewis-Palmer	High	School		
Students With Disabilities		0	26	25	96.20%	25	96.20%
Limited English Proficient		0	0	0	n/a	0	n/a
Economically Disadvantaged		0	9	9	100.00%	9	100.00%
Migrant		0	0	0	n/a	0	n/a
Title1		0	0	0	n/a	0	n/a
Homeless		0	0	0	n/a	0	n/a
Gifted and Talented		0	0	0	n/a	0	n/a
DISTRICT	TOTALS		(All	Schools)			
Students With Disabilities		0	26	25	96.20%	25	96.20%
Limited English Proficient		0	0	0	n/a	0	n/a
Economically Disadvantaged		0	9	9	100.00%	9	100.00%
Migrant		0	0	0	n/a	0	n/a
Title1		0	0	0	n/a	0	n/a
Homeless		0	0	0	n/a	0	n/a
Gifted and Talented		0	0	0	n/a	0	n/a
District:		1110	FALCON	49			
#1	2908		Falcon	High	School		
Students With Disabilities		0	15	15	100.00%	15	100.00%
Limited English Proficient		0	0	0	n/a	0	n/a

2003-2004  
STATE

Colorado Department of Education  
Student End of Year  
1-Year GRADUATION RATE BY SCHOOL AND IPST CATEGORY

		GRAD BASE ADJUSTMENTS	GRADUATION BASE	GRADUATES	GRADUATION RATE	COMPLETERS	COMPLETION RATE
Economically Disadvantaged		0	6	5	83.30%	5	83.30%
Migrant		0	0	0	n/a	0	n/a
Title1		0	0	0	n/a	0	n/a
Homeless		0	0	0	n/a	0	n/a
Gifted and Talented		0	0	0	n/a	0	n/a
#1	7613		Sand	Creek	High	School	
Students With Disabilities		0	37	32	86.50%	32	86.50%
Limited English Proficient		0	0	0	n/a	0	n/a
Economically Disadvantaged		0	24	21	87.50%	21	87.50%
Migrant		0	0	0	n/a	0	n/a
Title1		0	0	0	n/a	0	n/a
Homeless		0	0	0	n/a	0	n/a
Gifted and Talented		0	0	0	n/a	0	n/a
DISTRICT	TOTALS		(All	Schools)			
Students With Disabilities		0	52	47	90.40%	47	90.40%
Limited English Proficient		0	0	0	n/a	0	n/a
Economically Disadvantaged		0	30	26	86.70%	26	86.70%
Migrant		0	0	0	n/a	0	n/a
Title1		0	0	0	n/a	0	n/a
Homeless		0	0	0	n/a	0	n/a
Gifted and Talented		0	0	0	n/a	0	n/a
District:		1120	EDISON	54	JT		
#1	2504		Edison	Academy			
Students With Disabilities		0	0	0	n/a	0	n/a
Limited English Proficient		0	0	0	n/a	0	n/a
Economically Disadvantaged		0	0	0	n/a	0	n/a
Migrant		0	0	0	n/a	0	n/a



Colorado Department of Education

2003-2004

Student End of Year

STATE

1-Year GRADUATION RATE BY SCHOOL AND IPST CATEGORY

	GRAD BASE ADJUSTMENTS	GRADUATION BASE	GRADUATES	GRADUATION RATE	COMPLETERS	COMPLETION RATE
Title1	0	0	0	n/a	0	n/a
Homeless	0	0	0	n/a	0	n/a
Gifted and Talented	0	0	0	n/a	0	n/a
#1	2526	Edison	Junior-Senior	High	School	
Students With Disabilities	0	1	1	100.00%	1	100.00%
Limited English Proficient	0	0	0	n/a	0	n/a
Economically Disadvantaged	0	1	1	100.00%	1	100.00%
Migrant	0	0	0	n/a	0	n/a
Title1	0	0	0	n/a	0	n/a
Homeless	0	0	0	n/a	0	n/a
Gifted and Talented	0	0	0	n/a	0	n/a
DISTRICT	TOTALS	(All	Schools)			
Students With Disabilities	0	1	1	100.00%	1	100.00%
Limited English Proficient	0	0	0	n/a	0	n/a
Economically Disadvantaged	0	1	1	100.00%	1	100.00%
Migrant	0	0	0	n/a	0	n/a
Title1	0	0	0	n/a	0	n/a
Homeless	0	0	0	n/a	0	n/a
Gifted and Talented	0	0	0	n/a	0	n/a
District:	1130	MIAMI/YODER	60	JT		
#1	5854	Miami/Yoder	Junior-Senior	High	School	
Students With Disabilities	0	5	4	80.00%	4	80.00%
Limited English Proficient	0	0	0	n/a	0	n/a
Economically Disadvantaged	0	2	2	100.00%	2	100.00%
Migrant	0	0	0	n/a	0	n/a
Title1	0	0	0	n/a	0	n/a
Homeless	0	0	0	n/a	0	n/a

2003-2004  
STATE

Colorado Department of Education  
Student End of Year  
1-Year GRADUATION RATE BY SCHOOL AND IPST CATEGORY

	GRAD BASE ADJUSTMENTS	GRADUATION BASE	GRADUATES	GRADUATION RATE	COMPLETERS	COMPLETION RATE
Gifted and Talented	0	0	0	n/a	0	n/a
DISTRICT	TOTALS	(All	Schools)			
Students With Disabilities	0	5	4	80.00%	4	80.00%
Limited English Proficient	0	0	0	n/a	0	n/a
Economically Disadvantaged	0	2	2	100.00%	2	100.00%
Migrant	0	0	0	n/a	0	n/a
Title1	0	0	0	n/a	0	n/a
Homeless	0	0	0	n/a	0	n/a
Gifted and Talented	0	0	0	n/a	0	n/a
COUNTY	:	22	FREMONT			
District:	1140	CANON	CITY	RE-1		
#1	1266	Canon	City	High	School	
Students With Disabilities	0	20	19	95.00%	19	95.00%
Limited English Proficient	0	0	0	n/a	0	n/a
Economically Disadvantaged	0	46	42	91.30%	43	93.50%
Migrant	0	0	0	n/a	0	n/a
Title1	0	0	0	n/a	0	n/a
Homeless	0	0	0	n/a	0	n/a
Gifted and Talented	0	0	0	n/a	0	n/a
#1#4	3211	Garden	Park	High	School	
Students With Disabilities	0	0	0	n/a	0	n/a
Limited English Proficient	0	0	0	n/a	0	n/a
Economically Disadvantaged	0	3	2	66.70%	3	100.00%
Migrant	0	0	0	n/a	0	n/a
Title1	0	0	0	n/a	0	n/a
Homeless	0	0	0	n/a	0	n/a
Gifted and Talented	0	0	0	n/a	0	n/a

2003-2004  
STATE

Colorado Department of Education

Student End of Year

1-Year GRADUATION RATE BY SCHOOL AND IPST CATEGORY

	GRAD BASE ADJUSTMENTS	GRADUATION BASE	GRADUATES	GRADUATION RATE	COMPLETERS	COMPLETION RATE
DISTRICT	TOTALS	(All	Schools)			
Students With Disabilities	0	20	19	95.00%	19	95.00%
Limited English Proficient	0	0	0	n/a	0	n/a
Economically Disadvantaged	0	49	44	89.80%	46	93.90%
Migrant	0	0	0	n/a	0	n/a
Title1	0	0	0	n/a	0	n/a
Homeless	0	0	0	n/a	0	n/a
Gifted and Talented	0	0	0	n/a	0	n/a
District:						
#1	3002	1150 FLORENCE	RE-2			
		Florence	High	School		
Students With Disabilities	0	10	8	80.00%	8	80.00%
Limited English Proficient	0	0	0	n/a	0	n/a
Economically Disadvantaged	0	21	18	85.70%	18	85.70%
Migrant	0	0	0	n/a	0	n/a
Title1	0	0	0	n/a	0	n/a
Homeless	0	0	0	n/a	0	n/a
Gifted and Talented	0	0	0	n/a	0	n/a
DISTRICT	TOTALS	(All	Schools)			
Students With Disabilities	0	10	8	80.00%	8	80.00%
Limited English Proficient	0	0	0	n/a	0	n/a
Economically Disadvantaged	0	21	18	85.70%	18	85.70%
Migrant	0	0	0	n/a	0	n/a
Title1	0	0	0	n/a	0	n/a
Homeless	0	0	0	n/a	0	n/a
Gifted and Talented	0	0	0	n/a	0	n/a
District:						
#1	1911	1160 COTOPAXI	RE-3			
		Cotopaxi	Home-School	Partnership	School	

2003-2004  
STATE

Colorado Department of Education  
Student End of Year  
1-Year GRADUATION RATE BY SCHOOL AND IPST CATEGORY

	GRAD BASE ADJUSTMENTS	GRADUATION BASE	GRADUATES	GRADUATION RATE	COMPLETERS	COMPLETION RATE
Students With Disabilities	0	0	0	n/a	0	n/a
Limited English Proficient	0	0	0	n/a	0	n/a
Economically Disadvantaged	0	0	0	n/a	0	n/a
Migrant	0	0	0	n/a	0	n/a
Title1	0	0	0	n/a	0	n/a
Homeless	0	0	0	n/a	0	n/a
Gifted and Talented	0	0	0	n/a	0	n/a
#1	3228	Cotopaxi	Junior-Senior	High	School	
Students With Disabilities	0	2	2	100.00%	2	100.00%
Limited English Proficient	0	0	0	n/a	0	n/a
Economically Disadvantaged	0	9	9	100.00%	9	100.00%
Migrant	0	0	0	n/a	0	n/a
Title1	0	0	0	n/a	0	n/a
Homeless	0	0	0	n/a	0	n/a
Gifted and Talented	0	0	0	n/a	0	n/a
DISTRICT	TOTALS	(All	Schools)			
Students With Disabilities	0	2	2	100.00%	2	100.00%
Limited English Proficient	0	0	0	n/a	0	n/a
Economically Disadvantaged	0	9	9	100.00%	9	100.00%
Migrant	0	0	0	n/a	0	n/a
Title1	0	0	0	n/a	0	n/a
Homeless	0	0	0	n/a	0	n/a
Gifted and Talented	0	0	0	n/a	0	n/a
COUNTY	:	23	GARFIELD			
District:	1180	ROARING	FORK	RE-1		
#1	0570	Basalt	High	School		
Students With Disabilities	0	7	7	100.00%	7	100.00%

2003-2004  
STATE

Colorado Department of Education  
Student End of Year  
1-Year GRADUATION RATE BY SCHOOL AND IPST CATEGORY

	GRAD BASE ADJUSTMENTS	GRADUATION BASE	GRADUATES	GRADUATION RATE	COMPLETERS	COMPLETION RATE
Limited English Proficient	0	8	6	75.00%	6	75.00%
Economically Disadvantaged	0	2	2	100.00%	2	100.00%
Migrant	0	0	0	n/a	0	n/a
Title1	0	0	0	n/a	0	n/a
Homeless	0	0	0	n/a	0	n/a
Gifted and Talented	0	0	0	n/a	0	n/a
#1#4	1006	Bridges				
Students With Disabilities	0	0	0	n/a	0	n/a
Limited English Proficient	0	0	0	n/a	0	n/a
Economically Disadvantaged	0	0	0	n/a	0	n/a
Migrant	0	0	0	n/a	0	n/a
Title1	0	0	0	n/a	0	n/a
Homeless	0	0	0	n/a	0	n/a
Gifted and Talented	0	0	0	n/a	0	n/a
#1	3468	Glenwood	Springs	High	School	
Students With Disabilities	0	10	8	80.00%	8	80.00%
Limited English Proficient	0	12	11	91.70%	11	91.70%
Economically Disadvantaged	0	0	0	n/a	0	n/a
Migrant	0	0	0	n/a	0	n/a
Title1	0	0	0	n/a	0	n/a
Homeless	0	0	0	n/a	0	n/a
Gifted and Talented	0	0	0	n/a	0	n/a
#1	7422	Roaring	Fork	High	School	
Students With Disabilities	0	8	7	87.50%	7	87.50%
Limited English Proficient	0	14	11	78.60%	11	78.60%
Economically Disadvantaged	0	1	0	0.00%	0	0.00%
Migrant	0	0	0	n/a	0	n/a

Colorado Department of Education

2003-2004

Student End of Year

STATE

1-Year GRADUATION RATE BY SCHOOL AND IPST CATEGORY

	GRAD BASE ADJUSTMENTS	GRADUATION BASE	GRADUATES	GRADUATION RATE	COMPLETERS	COMPLETION RATE
Title1	0	0	0	n/a	0	n/a
Homeless	0	0	0	n/a	0	n/a
Gifted and Talented	0	0	0	n/a	0	n/a
#1#5*	7428	Roaring	Fork	Career	Center	
Students With Disabilities	0	0	0	n/a	0	n/a
Limited English Proficient	0	0	0	n/a	0	n/a
Economically Disadvantaged	0	0	0	n/a	0	n/a
Migrant	0	0	0	n/a	0	n/a
Title1	0	0	0	n/a	0	n/a
Homeless	0	0	0	n/a	0	n/a
Gifted and Talented	0	0	0	n/a	0	n/a
DISTRICT	TOTALS	(All	Schools)			
Students With Disabilities	0	25	22	88.00%	22	88.00%
Limited English Proficient	0	34	28	82.40%	28	82.40%
Economically Disadvantaged	0	3	2	66.70%	2	66.70%
Migrant	0	0	0	n/a	0	n/a
Title1	0	0	0	n/a	0	n/a
Homeless	0	0	0	n/a	0	n/a
Gifted and Talented	0	0	0	n/a	0	n/a
District:	1195	GARFIELD	RE-2			
#1	7360	Rifle	High	School		
Students With Disabilities	0	6	5	83.30%	5	83.30%
Limited English Proficient	0	9	9	100.00%	9	100.00%
Economically Disadvantaged	0	19	18	94.70%	18	94.70%
Migrant	0	1	1	100.00%	1	100.00%
Title1	0	0	0	n/a	0	n/a
Homeless	0	0	0	n/a	0	n/a

2003-2004  
STATE

Colorado Department of Education  
Student End of Year  
1-Year GRADUATION RATE BY SCHOOL AND IPST CATEGORY

	GRAD BASE ADJUSTMENTS	GRADUATION BASE	GRADUATES	GRADUATION RATE	COMPLETERS	COMPLETION RATE
Gifted and Talented	0	12	12	100.00%	12	100.00%
DISTRICT TOTALS	(All	Schools)				
Students With Disabilities	0	6	5	83.30%	5	83.30%
Limited English Proficient	0	9	9	100.00%	9	100.00%
Economically Disadvantaged	0	19	18	94.70%	18	94.70%
Migrant	0	1	1	100.00%	1	100.00%
Title1	0	0	0	n/a	0	n/a
Homeless	0	0	0	n/a	0	n/a
Gifted and Talented	0	12	12	100.00%	12	100.00%
District:	1220	GARFIELD	16			
#1	3586	Grand	Valley	High	School	
Students With Disabilities	0	4	4	100.00%	4	100.00%
Limited English Proficient	0	3	3	100.00%	3	100.00%
Economically Disadvantaged	0	15	13	86.70%	13	86.70%
Migrant	0	0	0	n/a	0	n/a
Title1	0	0	0	n/a	0	n/a
Homeless	0	0	0	n/a	0	n/a
Gifted and Talented	0	0	0	n/a	0	n/a
DISTRICT TOTALS	(All	Schools)				
Students With Disabilities	0	4	4	100.00%	4	100.00%
Limited English Proficient	0	3	3	100.00%	3	100.00%
Economically Disadvantaged	0	15	13	86.70%	13	86.70%
Migrant	0	0	0	n/a	0	n/a
Title1	0	0	0	n/a	0	n/a
Homeless	0	0	0	n/a	0	n/a
Gifted and Talented	0	0	0	n/a	0	n/a
COUNTY :	24	GILPIN				

2003-2004  
STATE

Colorado Department of Education

Student End of Year

1-Year GRADUATION RATE BY SCHOOL AND IPST CATEGORY

	GRAD BASE ADJUSTMENTS	GRADUATION BASE	GRADUATES	GRADUATION RATE	COMPLETERS	COMPLETION RATE
District:	1330	GILPIN	COUNTY	RE-1		
#1	1634	Gilpin	County	Undivided	High	School
Students With Disabilities	0	5	2	40.00%	2	40.00%
Limited English Proficient	0	0	0	n/a	0	n/a
Economically Disadvantaged	0	1	1	100.00%	1	100.00%
Migrant	0	0	0	n/a	0	n/a
Title1	0	0	0	n/a	0	n/a
Homeless	0	0	0	n/a	0	n/a
Gifted and Talented	0	1	1	100.00%	1	100.00%
#1#4	3417	Gilpin	County	Alternative	School	
Students With Disabilities	0	1	1	100.00%	1	100.00%
Limited English Proficient	0	0	0	n/a	0	n/a
Economically Disadvantaged	0	0	0	n/a	0	n/a
Migrant	0	0	0	n/a	0	n/a
Title1	0	0	0	n/a	0	n/a
Homeless	0	0	0	n/a	0	n/a
Gifted and Talented	0	0	0	n/a	0	n/a
DISTRICT	TOTALS	(All	Schools)			
Students With Disabilities	0	6	3	50.00%	3	50.00%
Limited English Proficient	0	0	0	n/a	0	n/a
Economically Disadvantaged	0	1	1	100.00%	1	100.00%
Migrant	0	0	0	n/a	0	n/a
Title1	0	0	0	n/a	0	n/a
Homeless	0	0	0	n/a	0	n/a
Gifted and Talented	0	1	1	100.00%	1	100.00%
COUNTY	:	25	GRAND			
District:	1340	WEST	GRAND	1-JT.		



2003-2004  
STATE

Colorado Department of Education  
Student End of Year  
1-Year GRADUATION RATE BY SCHOOL AND IPST CATEGORY

	GRAD BASE ADJUSTMENTS	GRADUATION BASE	GRADUATES	GRADUATION RATE	COMPLETERS	COMPLETION RATE
#1#4#5*	3558	Grand	Alternative	School		
Students With Disabilities	0	0	0	n/a	0	n/a
Limited English Proficient	0	0	0	n/a	0	n/a
Economically Disadvantaged	0	0	0	n/a	0	n/a
Migrant	0	0	0	n/a	0	n/a
Title1	0	0	0	n/a	0	n/a
Homeless	0	0	0	n/a	0	n/a
Gifted and Talented	0	0	0	n/a	0	n/a
#1	9420	West	Grand	High	School	
Students With Disabilities	0	6	6	100.00%	6	100.00%
Limited English Proficient	0	3	3	100.00%	3	100.00%
Economically Disadvantaged	0	5	5	100.00%	5	100.00%
Migrant	0	0	0	n/a	0	n/a
Title1	0	0	0	n/a	0	n/a
Homeless	0	2	2	100.00%	2	100.00%
Gifted and Talented	0	1	1	100.00%	1	100.00%
DISTRICT	TOTALS	(All	Schools)			
Students With Disabilities	0	6	6	100.00%	6	100.00%
Limited English Proficient	0	3	3	100.00%	3	100.00%
Economically Disadvantaged	0	5	5	100.00%	5	100.00%
Migrant	0	0	0	n/a	0	n/a
Title1	0	0	0	n/a	0	n/a
Homeless	0	2	2	100.00%	2	100.00%
Gifted and Talented	0	1	1	100.00%	1	100.00%
District:	1350	EAST	GRAND	2		
#1	5864	Middle	Park	High	School	
Students With Disabilities	0	6	6	100.00%	6	100.00%

2003-2004  
STATE

Colorado Department of Education  
Student End of Year  
1-Year GRADUATION RATE BY SCHOOL AND IPST CATEGORY

	GRAD BASE ADJUSTMENTS	GRADUATION BASE	GRADUATES	GRADUATION RATE	COMPLETERS	COMPLETION RATE	
Limited English Proficient	0	7	7	100.00%	7	100.00%	
Economically Disadvantaged	0	0	0	n/a	0	n/a	
Migrant	0	0	0	n/a	0	n/a	
Title1	0	0	0	n/a	0	n/a	
Homeless	0	0	0	n/a	0	n/a	
Gifted and Talented	0	19	19	100.00%	19	100.00%	
DISTRICT	TOTALS	(All	Schools)				
Students With Disabilities	0	6	6	100.00%	6	100.00%	
Limited English Proficient	0	7	7	100.00%	7	100.00%	
Economically Disadvantaged	0	0	0	n/a	0	n/a	
Migrant	0	0	0	n/a	0	n/a	
Title1	0	0	0	n/a	0	n/a	
Homeless	0	0	0	n/a	0	n/a	
Gifted and Talented	0	19	19	100.00%	19	100.00%	
COUNTY	:	26	GUNNISON				
District:		1360	GUNNISON	WATERSHED	RE1J		
#1	2006	Crested	Butte	Community	School		
Students With Disabilities		0	3	3	100.00%	3	100.00%
Limited English Proficient		0	0	0	n/a	0	n/a
Economically Disadvantaged		0	1	1	100.00%	1	100.00%
Migrant		0	0	0	n/a	0	n/a
Title1		0	0	0	n/a	0	n/a
Homeless		0	0	0	n/a	0	n/a
Gifted and Talented		0	0	0	n/a	0	n/a
#1	3694	Gunnison	High	School			
Students With Disabilities		0	5	5	100.00%	5	100.00%
Limited English Proficient		0	0	0	n/a	0	n/a

2003-2004		Colorado Department of Education					
STATE		Student End of Year					
		1-Year GRADUATION RATE BY SCHOOL AND IPST CATEGORY					
		GRAD BASE ADJUSTMENTS	GRADUATION BASE	GRADUATES	GRADUATION RATE	COMPLETERS	COMPLETION RATE
Economically Disadvantaged		0	0	0	n/a	0	n/a
Migrant		0	0	0	n/a	0	n/a
Title1		0	0	0	n/a	0	n/a
Homeless		0	0	0	n/a	0	n/a
Gifted and Talented		0	0	0	n/a	0	n/a
#1#4	3701		Gunnison	Valley	School		
Students With Disabilities		0	0	0	n/a	0	n/a
Limited English Proficient		0	0	0	n/a	0	n/a
Economically Disadvantaged		0	0	0	n/a	0	n/a
Migrant		0	0	0	n/a	0	n/a
Title1		0	0	0	n/a	0	n/a
Homeless		0	0	0	n/a	0	n/a
Gifted and Talented		0	0	0	n/a	0	n/a
DISTRICT	TOTALS		(All	Schools)			
Students With Disabilities		0	8	8	100.00%	8	100.00%
Limited English Proficient		0	0	0	n/a	0	n/a
Economically Disadvantaged		0	1	1	100.00%	1	100.00%
Migrant		0	0	0	n/a	0	n/a
Title1		0	0	0	n/a	0	n/a
Homeless		0	0	0	n/a	0	n/a
Gifted and Talented		0	0	0	n/a	0	n/a
COUNTY	:		27	HINSDALE			
District:		1380	HINSDALE	COUNTY	RE	1	
#1	4899		Lake	City	Community	School	
Students With Disabilities		0	1	1	100.00%	1	100.00%
Limited English Proficient		0	0	0	n/a	0	n/a
Economically Disadvantaged		0	0	0	n/a	0	n/a

2003-2004  
STATE

Colorado Department of Education

Student End of Year

1-Year GRADUATION RATE BY SCHOOL AND IPST CATEGORY

	GRAD BASE ADJUSTMENTS	GRADUATION BASE	GRADUATES	GRADUATION RATE	COMPLETERS	COMPLETION RATE	
Migrant		0	0	0	n/a	0	n/a
Title1		0	0	0	n/a	0	n/a
Homeless		0	0	0	n/a	0	n/a
Gifted and Talented		0	1	1	100.00%	1	100.00%
#1#5*	4906	Lake	City	High	School		
Students With Disabilities		0	0	0	n/a	0	n/a
Limited English Proficient		0	0	0	n/a	0	n/a
Economically Disadvantaged		0	0	0	n/a	0	n/a
Migrant		0	0	0	n/a	0	n/a
Title1		0	0	0	n/a	0	n/a
Homeless		0	0	0	n/a	0	n/a
Gifted and Talented		0	0	0	n/a	0	n/a
DISTRICT	TOTALS	(All	Schools)				
Students With Disabilities		0	1	1	100.00%	1	100.00%
Limited English Proficient		0	0	0	n/a	0	n/a
Economically Disadvantaged		0	0	0	n/a	0	n/a
Migrant		0	0	0	n/a	0	n/a
Title1		0	0	0	n/a	0	n/a
Homeless		0	0	0	n/a	0	n/a
Gifted and Talented		0	1	1	100.00%	1	100.00%
COUNTY	:	28	HUERFANO				
District:		1390	HUERFANO	RE-1			
#1	9212	John	Mall	High	School		
Students With Disabilities		0	1	1	100.00%	1	100.00%
Limited English Proficient		0	0	0	n/a	0	n/a
Economically Disadvantaged		0	13	13	100.00%	13	100.00%
Migrant		0	0	0	n/a	0	n/a

2003-2004  
STATE

Colorado Department of Education

Student End of Year

1-Year GRADUATION RATE BY SCHOOL AND IPST CATEGORY

	GRAD BASE ADJUSTMENTS	GRADUATION BASE	GRADUATES	GRADUATION RATE	COMPLETERS	COMPLETION RATE
Title1	0	0	0	n/a	0	n/a
Homeless	0	0	0	n/a	0	n/a
Gifted and Talented	0	0	0	n/a	0	n/a
DISTRICT	TOTALS	(All	Schools)			
Students With Disabilities	0	1	1	100.00%	1	100.00%
Limited English Proficient	0	0	0	n/a	0	n/a
Economically Disadvantaged	0	13	13	100.00%	13	100.00%
Migrant	0	0	0	n/a	0	n/a
Title1	0	0	0	n/a	0	n/a
Homeless	0	0	0	n/a	0	n/a
Gifted and Talented	0	0	0	n/a	0	n/a
District:	1400 LA	VETA	RE-2			
#1	4864	La	Veta	Junior-Senior	High	School
Students With Disabilities	0	1	1	100.00%	1	100.00%
Limited English Proficient	0	0	0	n/a	0	n/a
Economically Disadvantaged	0	2	2	100.00%	2	100.00%
Migrant	0	0	0	n/a	0	n/a
Title1	0	0	0	n/a	0	n/a
Homeless	0	0	0	n/a	0	n/a
Gifted and Talented	0	0	0	n/a	0	n/a
DISTRICT	TOTALS	(All	Schools)			
Students With Disabilities	0	1	1	100.00%	1	100.00%
Limited English Proficient	0	0	0	n/a	0	n/a
Economically Disadvantaged	0	2	2	100.00%	2	100.00%
Migrant	0	0	0	n/a	0	n/a
Title1	0	0	0	n/a	0	n/a
Homeless	0	0	0	n/a	0	n/a

Colorado Department of Education

2003-2004

Student End of Year

STATE

1-Year GRADUATION RATE BY SCHOOL AND IPST CATEGORY

		GRAD BASE ADJUSTMENTS	GRADUATION BASE	GRADUATES	GRADUATION RATE	COMPLETERS	COMPLETION RATE
Gifted and Talented		0	0	0	n/a	0	n/a
COUNTY	:	29	JACKSON				
District:		1410	NORTH	PARK	R-1		
#1	6358	North	Park	Junior-Senior	High	School	
Students With Disabilities		0	2	2	100.00%	2	100.00%
Limited English Proficient		0	0	0	n/a	0	n/a
Economically Disadvantaged		0	7	7	100.00%	7	100.00%
Migrant		0	0	0	n/a	0	n/a
Title1		0	0	0	n/a	0	n/a
Homeless		0	0	0	n/a	0	n/a
Gifted and Talented		0	0	0	n/a	0	n/a
DISTRICT	TOTALS	(All	Schools)				
Students With Disabilities		0	2	2	100.00%	2	100.00%
Limited English Proficient		0	0	0	n/a	0	n/a
Economically Disadvantaged		0	7	7	100.00%	7	100.00%
Migrant		0	0	0	n/a	0	n/a
Title1		0	0	0	n/a	0	n/a
Homeless		0	0	0	n/a	0	n/a
Gifted and Talented		0	0	0	n/a	0	n/a
COUNTY	:	30	JEFFERSON				
District:		1420	JEFFERSON	COUNTY	R-1		
#1#5*	0013	Adolescent	Day	Treatment	Program		
Students With Disabilities		0	0	0	n/a	0	n/a
Limited English Proficient		0	0	0	n/a	0	n/a
Economically Disadvantaged		0	0	0	n/a	0	n/a
Migrant		0	0	0	n/a	0	n/a
Title1		0	0	0	n/a	0	n/a

2003-2004  
STATE

Colorado Department of Education  
Student End of Year  
1-Year GRADUATION RATE BY SCHOOL AND IPST CATEGORY

	GRAD BASE ADJUSTMENTS	GRADUATION BASE	GRADUATES	GRADUATION RATE	COMPLETERS	COMPLETION RATE
Homeless	0	0	0	n/a	0	n/a
Gifted and Talented	0	0	0	n/a	0	n/a
#1#4	0033	Mc	Lain	High	School	
Students With Disabilities	0	13	9	69.20%	9	69.20%
Limited English Proficient	0	0	0	n/a	0	n/a
Economically Disadvantaged	0	5	4	80.00%	4	80.00%
Migrant	0	0	0	n/a	0	n/a
Title1	0	0	0	n/a	0	n/a
Homeless	0	0	0	n/a	0	n/a
Gifted and Talented	0	0	0	n/a	0	n/a
#1#4	0034	Mc	Lain	Community	High	School
Students With Disabilities	0	17	5	29.40%	5	29.40%
Limited English Proficient	0	1	1	100.00%	1	100.00%
Economically Disadvantaged	0	2	1	50.00%	1	50.00%
Migrant	0	0	0	n/a	0	n/a
Title1	0	0	0	n/a	0	n/a
Homeless	0	0	0	n/a	0	n/a
Gifted and Talented	0	0	0	n/a	0	n/a
#1#5*	0043	Coyote	Mountain	Day	Treatment	
Students With Disabilities	0	0	0	n/a	0	n/a
Limited English Proficient	0	0	0	n/a	0	n/a
Economically Disadvantaged	0	0	0	n/a	0	n/a
Migrant	0	0	0	n/a	0	n/a
Title1	0	0	0	n/a	0	n/a
Homeless	0	0	0	n/a	0	n/a
Gifted and Talented	0	0	0	n/a	0	n/a
#1#5*	0045	Sobesky	Academy	Day	Treatment	

Colorado Department of Education

2003-2004

Student End of Year

STATE

1-Year GRADUATION RATE BY SCHOOL AND IPST CATEGORY

		GRAD BASE ADJUSTMENTS	GRADUATION BASE	GRADUATES	GRADUATION RATE	COMPLETERS	COMPLETION RATE
Students With Disabilities		0	0	0	n/a	0	n/a
Limited English Proficient		0	0	0	n/a	0	n/a
Economically Disadvantaged		0	0	0	n/a	0	n/a
Migrant		0	0	0	n/a	0	n/a
Title1		0	0	0	n/a	0	n/a
Homeless		0	0	0	n/a	0	n/a
Gifted and Talented		0	0	0	n/a	0	n/a
#1#5*	0046	Expelled	Students	(Jeffco	Access)		
Students With Disabilities		0	0	0	n/a	0	n/a
Limited English Proficient		0	0	0	n/a	0	n/a
Economically Disadvantaged		0	0	0	n/a	0	n/a
Migrant		0	0	0	n/a	0	n/a
Title1		0	0	0	n/a	0	n/a
Homeless		0	0	0	n/a	0	n/a
Gifted and Talented		0	0	0	n/a	0	n/a
#1#5*	0047	Talented	Students	(Jeffco	Access)		
Students With Disabilities		0	0	0	n/a	0	n/a
Limited English Proficient		0	0	0	n/a	0	n/a
Economically Disadvantaged		0	0	0	n/a	0	n/a
Migrant		0	0	0	n/a	0	n/a
Title1		0	0	0	n/a	0	n/a
Homeless		0	0	0	n/a	0	n/a
Gifted and Talented		0	0	0	n/a	0	n/a
#1	0108	Alameda	High	School			
Students With Disabilities		0	19	14	73.70%	14	73.70%
Limited English Proficient		0	3	2	66.70%	2	66.70%
Economically Disadvantaged		0	31	31	100.00%	31	100.00%



2003-2004  
STATE

Colorado Department of Education

Student End of Year

1-Year GRADUATION RATE BY SCHOOL AND IPST CATEGORY

		GRAD BASE ADJUSTMENTS	GRADUATION BASE	GRADUATES	GRADUATION RATE	COMPLETERS	COMPLETION RATE
Migrant		0	0	0	n/a	0	n/a
Title1		0	0	0	n/a	0	n/a
Homeless		0	0	0	n/a	0	n/a
Gifted and Talented		0	0	0	n/a	0	n/a
#1	0370		Arvada	High	School		
Students With Disabilities		0	38	30	78.90%	30	78.90%
Limited English Proficient		0	3	1	33.30%	1	33.30%
Economically Disadvantaged		0	62	61	98.40%	61	98.40%
Migrant		0	0	0	n/a	0	n/a
Title1		0	0	0	n/a	0	n/a
Homeless		0	4	3	75.00%	3	75.00%
Gifted and Talented		0	9	8	88.90%	8	88.90%
#1	0378		Arvada	West	High	School	
Students With Disabilities		0	29	24	82.80%	24	82.80%
Limited English Proficient		0	1	0	0.00%	0	0.00%
Economically Disadvantaged		0	26	26	100.00%	26	100.00%
Migrant		0	0	0	n/a	0	n/a
Title1		0	0	0	n/a	0	n/a
Homeless		0	4	4	100.00%	4	100.00%
Gifted and Talented		0	1	1	100.00%	1	100.00%
#1	0664		Bear	Creek	High	School	
Students With Disabilities		0	22	14	63.60%	14	63.60%
Limited English Proficient		0	2	2	100.00%	2	100.00%
Economically Disadvantaged		0	34	30	88.20%	30	88.20%
Migrant		0	0	0	n/a	0	n/a
Title1		0	0	0	n/a	0	n/a
Homeless		0	4	3	75.00%	3	75.00%

2003-2004  
STATE

Colorado Department of Education

Student End of Year

1-Year GRADUATION RATE BY SCHOOL AND IPST CATEGORY

	GRAD BASE ADJUSTMENTS	GRADUATION BASE	GRADUATES	GRADUATION RATE	COMPLETERS	COMPLETION RATE	
Gifted and Talented		0	3	3	100.00%	3	100.00%
#1#4#5*	1004	Lighthouse	Program				
Students With Disabilities		0	0	0	n/a	0	n/a
Limited English Proficient		0	0	0	n/a	0	n/a
Economically Disadvantaged		0	0	0	n/a	0	n/a
Migrant		0	0	0	n/a	0	n/a
Title1		0	0	0	n/a	0	n/a
Homeless		0	0	0	n/a	0	n/a
Gifted and Talented		0	0	0	n/a	0	n/a
#1	1522	Chatfield	High	School			
Students With Disabilities		0	33	31	93.90%	31	93.90%
Limited English Proficient		0	1	1	100.00%	1	100.00%
Economically Disadvantaged		0	9	8	88.90%	8	88.90%
Migrant		0	0	0	n/a	0	n/a
Title1		0	0	0	n/a	0	n/a
Homeless		0	1	0	0.00%	0	0.00%
Gifted and Talented		0	0	0	n/a	0	n/a
#1	1864	Columbine	High	School			
Students With Disabilities		0	21	20	95.20%	20	95.20%
Limited English Proficient		0	0	0	n/a	0	n/a
Economically Disadvantaged		0	11	11	100.00%	11	100.00%
Migrant		0	0	0	n/a	0	n/a
Title1		0	0	0	n/a	0	n/a
Homeless		0	0	0	n/a	0	n/a
Gifted and Talented		0	0	0	n/a	0	n/a
#1	1867	Center	For	Discovery	Learning	Charter School	
Students With Disabilities		0	2	1	50.00%	1	50.00%

Colorado Department of Education

2003-2004

Student End of Year

STATE

1-Year GRADUATION RATE BY SCHOOL AND IPST CATEGORY

		GRAD BASE ADJUSTMENTS	GRADUATION BASE	GRADUATES	GRADUATION RATE	COMPLETERS	COMPLETION RATE
Limited English Proficient		0	0	0	n/a	0	n/a
Economically Disadvantaged		0	0	0	n/a	0	n/a
Migrant		0	0	0	n/a	0	n/a
Title1		0	0	0	n/a	0	n/a
Homeless		0	0	0	n/a	0	n/a
Gifted and Talented		0	0	0	n/a	0	n/a
#1	1880		Compass	Secondary	Montessori	Charter	School
Students With Disabilities		0	0	0	n/a	0	n/a
Limited English Proficient		0	0	0	n/a	0	n/a
Economically Disadvantaged		0	0	0	n/a	0	n/a
Migrant		0	0	0	n/a	0	n/a
Title1		0	0	0	n/a	0	n/a
Homeless		0	0	0	n/a	0	n/a
Gifted and Talented		0	0	0	n/a	0	n/a
#1	1886		Conifer	Senior	High	School	
Students With Disabilities		0	18	18	100.00%	18	100.00%
Limited English Proficient		0	0	0	n/a	0	n/a
Economically Disadvantaged		0	10	9	90.00%	10	100.00%
Migrant		0	0	0	n/a	0	n/a
Title1		0	0	0	n/a	0	n/a
Homeless		0	0	0	n/a	0	n/a
Gifted and Talented		0	0	0	n/a	0	n/a
#1	2093		Dakota	Ridge	Senior	High	School
Students With Disabilities		0	19	19	100.00%	19	100.00%
Limited English Proficient		0	1	1	100.00%	1	100.00%
Economically Disadvantaged		0	12	12	100.00%	12	100.00%
Migrant		0	0	0	n/a	0	n/a

Colorado Department of Education

2003-2004

Student End of Year

STATE

1-Year GRADUATION RATE BY SCHOOL AND IPST CATEGORY

	GRAD BASE ADJUSTMENTS	GRADUATION BASE	GRADUATES	GRADUATION RATE	COMPLETERS	COMPLETION RATE	
Title1		0	0	0	n/a	0	n/a
Homeless		0	0	0	n/a	0	n/a
Gifted and Talented		0	2	2	100.00%	2	100.00%
#1	2120	D'Evelyn	Senior	High	School		
Students With Disabilities		0	0	0	n/a	0	n/a
Limited English Proficient		0	0	0	n/a	0	n/a
Economically Disadvantaged		0	2	2	100.00%	2	100.00%
Migrant		0	0	0	n/a	0	n/a
Title1		0	0	0	n/a	0	n/a
Homeless		0	0	0	n/a	0	n/a
Gifted and Talented		0	0	0	n/a	0	n/a
#1	2836	Evergreen	High	School			
Students With Disabilities		0	15	13	86.70%	13	86.70%
Limited English Proficient		0	0	0	n/a	0	n/a
Economically Disadvantaged		0	5	5	100.00%	5	100.00%
Migrant		0	0	0	n/a	0	n/a
Title1		0	0	0	n/a	0	n/a
Homeless		0	0	0	n/a	0	n/a
Gifted and Talented		0	0	0	n/a	0	n/a
#1	3502	Golden	High	School			
Students With Disabilities		0	22	17	77.30%	17	77.30%
Limited English Proficient		0	0	0	n/a	0	n/a
Economically Disadvantaged		0	20	19	95.00%	19	95.00%
Migrant		0	0	0	n/a	0	n/a
Title1		0	0	0	n/a	0	n/a
Homeless		0	1	0	0.00%	0	0.00%
Gifted and Talented		0	3	3	100.00%	3	100.00%

2003-2004  
STATE

Colorado Department of Education

Student End of Year

1-Year GRADUATION RATE BY SCHOOL AND IPST CATEGORY

	GRAD BASE ADJUSTMENTS	GRADUATION BASE	GRADUATES	GRADUATION RATE	COMPLETERS	COMPLETION RATE
#1	3628	Green	Mountain	High	School	
Students With Disabilities	0	27	24	88.90%	24	88.90%
Limited English Proficient	0	2	1	50.00%	1	50.00%
Economically Disadvantaged	0	24	22	91.70%	22	91.70%
Migrant	0	0	0	n/a	0	n/a
Title1	0	0	0	n/a	0	n/a
Homeless	0	1	0	0.00%	0	0.00%
Gifted and Talented	0	4	4	100.00%	4	100.00%
#1#4	4077	Home	Options	School		
Students With Disabilities	0	0	0	n/a	0	n/a
Limited English Proficient	0	0	0	n/a	0	n/a
Economically Disadvantaged	0	0	0	n/a	0	n/a
Migrant	0	0	0	n/a	0	n/a
Title1	0	0	0	n/a	0	n/a
Homeless	0	0	0	n/a	0	n/a
Gifted and Talented	0	0	0	n/a	0	n/a
#1	4281	Interventions	Transitional	Programs		
Students With Disabilities	0	29	0	0.00%	1	3.40%
Limited English Proficient	0	1	0	0.00%	0	0.00%
Economically Disadvantaged	0	0	0	n/a	0	n/a
Migrant	0	0	0	n/a	0	n/a
Title1	0	0	0	n/a	0	n/a
Homeless	0	0	0	n/a	0	n/a
Gifted and Talented	0	0	0	n/a	0	n/a
#1*	4402	Jefferson	Academy	Charter	School	
Students With Disabilities	0	0	0	n/a	0	n/a
Limited English Proficient	0	0	0	n/a	0	n/a

2003-2004		Colorado Department of Education					
STATE		Student End of Year					
		1-Year GRADUATION RATE BY SCHOOL AND IPST CATEGORY					
		GRAD BASE ADJUSTMENTS	GRADUATION BASE	GRADUATES	GRADUATION RATE	COMPLETERS	COMPLETION RATE
Economically Disadvantaged		0	0	0	n/a	0	n/a
Migrant		0	0	0	n/a	0	n/a
Title1		0	0	0	n/a	0	n/a
Homeless		0	0	0	n/a	0	n/a
Gifted and Talented		0	0	0	n/a	0	n/a
#1#5*	4405	Jeffco	Transition	Services			
Students With Disabilities		0	0	0	n/a	0	n/a
Limited English Proficient		0	0	0	n/a	0	n/a
Economically Disadvantaged		0	0	0	n/a	0	n/a
Migrant		0	0	0	n/a	0	n/a
Title1		0	0	0	n/a	0	n/a
Homeless		0	0	0	n/a	0	n/a
Gifted and Talented		0	0	0	n/a	0	n/a
#1	4410	Jefferson Charter Academy Senior High School					
Students With Disabilities		0	3	3	100.00%	3	100.00%
Limited English Proficient		0	0	0	n/a	0	n/a
Economically Disadvantaged		0	2	2	100.00%	2	100.00%
Migrant		0	0	0	n/a	0	n/a
Title1		0	0	0	n/a	0	n/a
Homeless		0	0	0	n/a	0	n/a
Gifted and Talented		0	0	0	n/a	0	n/a
#1	4422	Jefferson	High	School			
Students With Disabilities		0	18	12	66.70%	12	66.70%
Limited English Proficient		0	2	2	100.00%	2	100.00%
Economically Disadvantaged		0	57	55	96.50%	55	96.50%
Migrant		0	0	0	n/a	0	n/a
Title1		0	0	0	n/a	0	n/a

2003-2004  
STATE

Colorado Department of Education

Student End of Year


1-Year GRADUATION RATE BY SCHOOL AND IPST CATEGORY

	GRAD BASE ADJUSTMENTS	GRADUATION BASE	GRADUATES	GRADUATION RATE	COMPLETERS	COMPLETION RATE	
Homeless		0	4	2	50.00%	2	50.00%
Gifted and Talented		0	0	0	n/a	0	n/a
#1#4#5*	4460	Johnson	Program				
Students With Disabilities		0	0	0	n/a	0	n/a
Limited English Proficient		0	0	0	n/a	0	n/a
Economically Disadvantaged		0	0	0	n/a	0	n/a
Migrant		0	0	0	n/a	0	n/a
Title1		0	0	0	n/a	0	n/a
Homeless		0	0	0	n/a	0	n/a
Gifted and Talented		0	0	0	n/a	0	n/a
#1	4942	Lakewood	High	School			
Students With Disabilities		0	22	21	95.50%	21	95.50%
Limited English Proficient		0	3	2	66.70%	2	66.70%
Economically Disadvantaged		0	17	17	100.00%	17	100.00%
Migrant		0	0	0	n/a	0	n/a
Title1		0	0	0	n/a	0	n/a
Homeless		0	1	1	100.00%	1	100.00%
Gifted and Talented		0	0	0	n/a	0	n/a
#1	5415	Rocky	Mountain	Deaf	School		
Students With Disabilities		0	0	0	n/a	0	n/a
Limited English Proficient		0	0	0	n/a	0	n/a
Economically Disadvantaged		0	0	0	n/a	0	n/a
Migrant		0	0	0	n/a	0	n/a
Title1		0	0	0	n/a	0	n/a
Homeless		0	0	0	n/a	0	n/a
Gifted and Talented		0	0	0	n/a	0	n/a
#1#4	5623	Longview	High	School			

2003-2004  
STATE

Colorado Department of Education  
Student End of Year  
1-Year GRADUATION RATE BY SCHOOL AND IPST CATEGORY

	GRAD BASE ADJUSTMENTS	GRADUATION BASE	GRADUATES	GRADUATION RATE	COMPLETERS	COMPLETION RATE
Students With Disabilities	0	1	1	100.00%	1	100.00%
Limited English Proficient	0	0	0	n/a	0	n/a
Economically Disadvantaged	0	0	0	n/a	0	n/a
Migrant	0	0	0	n/a	0	n/a
Title1	0	0	0	n/a	0	n/a
Homeless	0	0	0	n/a	0	n/a
Gifted and Talented	0	0	0	n/a	0	n/a
#1#5*	5746	Meadowlark	Cottage	Day	Program	
Students With Disabilities	0	0	0	n/a	0	n/a
Limited English Proficient	0	0	0	n/a	0	n/a
Economically Disadvantaged	0	0	0	n/a	0	n/a
Migrant	0	0	0	n/a	0	n/a
Title1	0	0	0	n/a	0	n/a
Homeless	0	0	0	n/a	0	n/a
Gifted and Talented	0	0	0	n/a	0	n/a
#1	5892	Miller	Special	Education		
Students With Disabilities	0	2	0	0.00%	0	0.00%
Limited English Proficient	0	0	0	n/a	0	n/a
Economically Disadvantaged	0	0	0	n/a	0	n/a
Migrant	0	0	0	n/a	0	n/a
Title1	0	0	0	n/a	0	n/a
Homeless	0	0	0	n/a	0	n/a
Gifted and Talented	0	0	0	n/a	0	n/a
#1	6541	Jefferson	County	Open	High	School
Students With Disabilities	0	3	2	66.70%	2	66.70%
Limited English Proficient	0	0	0	n/a	0	n/a
Economically Disadvantaged	0	3	3	100.00%	3	100.00%





2003-2004  
STATE

Colorado Department of Education

Student End of Year

1-Year GRADUATION RATE BY SCHOOL AND IPST CATEGORY

	GRAD BASE ADJUSTMENTS	GRADUATION BASE	GRADUATES	GRADUATION RATE	COMPLETERS	COMPLETION RATE
Migrant	0	0	0	n/a	0	n/a
Title1	0	0	0	n/a	0	n/a
Homeless	0	0	0	n/a	0	n/a
Gifted and Talented	0	0	0	n/a	0	n/a
#1	7114	Pomona	High	School		
Students With Disabilities	0	31	29	93.50%	29	93.50%
Limited English Proficient	0	0	0	n/a	0	n/a
Economically Disadvantaged	0	17	17	100.00%	17	100.00%
Migrant	0	0	0	n/a	0	n/a
Title1	0	0	0	n/a	0	n/a
Homeless	0	0	0	n/a	0	n/a
Gifted and Talented	0	6	6	100.00%	6	100.00%
#1	7239	Ralston	Valley	Senior	High	School
Students With Disabilities	0	12	12	100.00%	12	100.00%
Limited English Proficient	0	1	1	100.00%	1	100.00%
Economically Disadvantaged	0	6	6	100.00%	6	100.00%
Migrant	0	0	0	n/a	0	n/a
Title1	0	0	0	n/a	0	n/a
Homeless	0	0	0	n/a	0	n/a
Gifted and Talented	0	1	1	100.00%	1	100.00%
#1	7701	Collegiate	Charter	Academy		
Students With Disabilities	0	7	7	100.00%	7	100.00%
Limited English Proficient	0	1	1	100.00%	1	100.00%
Economically Disadvantaged	0	3	3	100.00%	3	100.00%
Migrant	0	0	0	n/a	0	n/a
Title1	0	0	0	n/a	0	n/a
Homeless	0	0	0	n/a	0	n/a

2003-2004  
STATE

Colorado Department of Education  
Student End of Year  
1-Year GRADUATION RATE BY SCHOOL AND IPST CATEGORY

	GRAD BASE ADJUSTMENTS	GRADUATION BASE	GRADUATES	GRADUATION RATE	COMPLETERS	COMPLETION RATE
Gifted and Talented		0	0	n/a	0	n/a
#1	8209	Standley	Lake	High	School	
Students With Disabilities		0	33	29	87.90%	29
Limited English Proficient		0	2	2	100.00%	2
Economically Disadvantaged		0	21	21	100.00%	21
Migrant		0	1	1	100.00%	1
Title1		0	0	0	n/a	0
Homeless		0	0	0	n/a	0
Gifted and Talented		0	1	1	100.00%	1
#1	9234	Warren	Occupation	Technical	Center	
Students With Disabilities		0	13	2	15.40%	9
Limited English Proficient		0	2	0	0.00%	1
Economically Disadvantaged		0	1	0	0.00%	1
Migrant		0	0	0	n/a	0
Title1		0	0	0	n/a	0
Homeless		0	1	0	0.00%	1
Gifted and Talented		0	0	0	n/a	0
#1	9510	Wheat	Ridge	High	School	
Students With Disabilities		0	21	16	76.20%	16
Limited English Proficient		0	0	0	n/a	0
Economically Disadvantaged		0	15	15	100.00%	15
Migrant		0	0	0	n/a	0
Title1		0	0	0	n/a	0
Homeless		0	0	0	n/a	0
Gifted and Talented		0	21	21	100.00%	21
DISTRICT	TOTALS	(All	Schools)			
Students With Disabilities		0	490	373	76.10%	381

2003-2004  
STATE

Colorado Department of Education  
Student End of Year  
1-Year GRADUATION RATE BY SCHOOL AND IPST CATEGORY

	GRAD BASE ADJUSTMENTS	GRADUATION BASE	GRADUATES	GRADUATION RATE	COMPLETERS	COMPLETION RATE
Limited English Proficient	0	26	17	65.40%	18	69.20%
Economically Disadvantaged	0	395	380	96.20%	382	96.70%
Migrant	0	1	1	100.00%	1	100.00%
Title1	0	0	0	n/a	0	n/a
Homeless	0	21	13	61.90%	14	66.70%
Gifted and Talented	0	51	50	98.00%	50	98.00%
COUNTY :	31					
District:	1430	EADS				
#1	2336	Eads				
Students With Disabilities	0	3	3	100.00%	3	100.00%
Limited English Proficient	0	0	0	n/a	0	n/a
Economically Disadvantaged	0	9	9	100.00%	9	100.00%
Migrant	0	0	0	n/a	0	n/a
Title1	0	0	0	n/a	0	n/a
Homeless	0	0	0	n/a	0	n/a
Gifted and Talented	0	4	4	100.00%	4	100.00%
DISTRICT TOTALS	(All	Schools)				
Students With Disabilities	0	3	3	100.00%	3	100.00%
Limited English Proficient	0	0	0	n/a	0	n/a
Economically Disadvantaged	0	9	9	100.00%	9	100.00%
Migrant	0	0	0	n/a	0	n/a
Title1	0	0	0	n/a	0	n/a
Homeless	0	0	0	n/a	0	n/a
Gifted and Talented	0	4	4	100.00%	4	100.00%
District:	1440	PLAINVIEW	RE-2			
#1	7009	Plainview	Junior-Senior	High	School	
Students With Disabilities	0	0	0	n/a	0	n/a

2003-2004  
STATE

Colorado Department of Education  
Student End of Year  
1-Year GRADUATION RATE BY SCHOOL AND IPST CATEGORY

		GRAD BASE ADJUSTMENTS	GRADUATION BASE	GRADUATES	GRADUATION RATE	COMPLETERS	COMPLETION RATE
Limited English Proficient		0	0	0	n/a	0	n/a
Economically Disadvantaged		0	0	0	n/a	0	n/a
Migrant		0	0	0	n/a	0	n/a
Title1		0	0	0	n/a	0	n/a
Homeless		0	0	0	n/a	0	n/a
Gifted and Talented		0	0	0	n/a	0	n/a
DISTRICT	TOTALS	(All	Schools)				
Students With Disabilities		0	0	0	n/a	0	n/a
Limited English Proficient		0	0	0	n/a	0	n/a
Economically Disadvantaged		0	0	0	n/a	0	n/a
Migrant		0	0	0	n/a	0	n/a
Title1		0	0	0	n/a	0	n/a
Homeless		0	0	0	n/a	0	n/a
Gifted and Talented		0	0	0	n/a	0	n/a
COUNTY	:	32	KIT		CARSON		
District:		1450	ARRIBA-FLAGLIC-20				
#1	2960	Flagler	Senior		High	School	
Students With Disabilities		0	0	0	n/a	0	n/a
Limited English Proficient		0	0	0	n/a	0	n/a
Economically Disadvantaged		0	7	4	57.10%	7	100.00%
Migrant		0	0	0	n/a	0	n/a
Title1		0	0	0	n/a	0	n/a
Homeless		0	0	0	n/a	0	n/a
Gifted and Talented		0	0	0	n/a	0	n/a
DISTRICT	TOTALS	(All	Schools)				
Students With Disabilities		0	0	0	n/a	0	n/a
Limited English Proficient		0	0	0	n/a	0	n/a

2003-2004  
STATE

Colorado Department of Education  
Student End of Year  
1-Year GRADUATION RATE BY SCHOOL AND IPST CATEGORY

		GRAD BASE ADJUSTMENTS	GRADUATION BASE	GRADUATES	GRADUATION RATE	COMPLETERS	COMPLETION RATE
Economically Disadvantaged		0	7	4	57.10%	7	100.00%
Migrant		0	0	0	n/a	0	n/a
Title1		0	0	0	n/a	0	n/a
Homeless		0	0	0	n/a	0	n/a
Gifted and Talented		0	0	0	n/a	0	n/a
District:		1460	HI-PLAINS	R-23			
#1	7746		Hi	Plains	Undivided	High	School
Students With Disabilities		0	0	0	n/a	0	n/a
Limited English Proficient		0	0	0	n/a	0	n/a
Economically Disadvantaged		0	6	6	100.00%	6	100.00%
Migrant		0	0	0	n/a	0	n/a
Title1		0	0	0	n/a	0	n/a
Homeless		0	0	0	n/a	0	n/a
Gifted and Talented		0	8	8	100.00%	8	100.00%
DISTRICT	TOTALS		(All	Schools)			
Students With Disabilities		0	0	0	n/a	0	n/a
Limited English Proficient		0	0	0	n/a	0	n/a
Economically Disadvantaged		0	6	6	100.00%	6	100.00%
Migrant		0	0	0	n/a	0	n/a
Title1		0	0	0	n/a	0	n/a
Homeless		0	0	0	n/a	0	n/a
Gifted and Talented		0	8	8	100.00%	8	100.00%
District:		1480	STRATTON	R-4			
#1	8354		Stratton	Senior	High	School	
Students With Disabilities		0	0	0	n/a	0	n/a
Limited English Proficient		0	0	0	n/a	0	n/a
Economically Disadvantaged		0	4	4	100.00%	4	100.00%

2003-2004  
STATE

Colorado Department of Education

Student End of Year

1-Year GRADUATION RATE BY SCHOOL AND IPST CATEGORY

	GRAD BASE ADJUSTMENTS	GRADUATION BASE	GRADUATES	GRADUATION RATE	COMPLETERS	COMPLETION RATE
Migrant	0	0	0	n/a	0	n/a
Title1	0	0	0	n/a	0	n/a
Homeless	0	0	0	n/a	0	n/a
Gifted and Talented	0	0	0	n/a	0	n/a
DISTRICT TOTALS	(All	Schools)				
Students With Disabilities	0	0	0	n/a	0	n/a
Limited English Proficient	0	0	0	n/a	0	n/a
Economically Disadvantaged	0	4	4	100.00%	4	100.00%
Migrant	0	0	0	n/a	0	n/a
Title1	0	0	0	n/a	0	n/a
Homeless	0	0	0	n/a	0	n/a
Gifted and Talented	0	0	0	n/a	0	n/a
District:	1490	BETHUNE	R-5			
#1	0842	Bethune	Junior-Senior	High	School	
Students With Disabilities	0	0	0	n/a	0	n/a
Limited English Proficient	0	1	1	100.00%	1	100.00%
Economically Disadvantaged	0	3	3	100.00%	3	100.00%
Migrant	0	1	1	100.00%	1	100.00%
Title1	0	0	0	n/a	0	n/a
Homeless	0	0	0	n/a	0	n/a
Gifted and Talented	0	0	0	n/a	0	n/a
DISTRICT TOTALS	(All	Schools)				
Students With Disabilities	0	0	0	n/a	0	n/a
Limited English Proficient	0	1	1	100.00%	1	100.00%
Economically Disadvantaged	0	3	3	100.00%	3	100.00%
Migrant	0	1	1	100.00%	1	100.00%
Title1	0	0	0	n/a	0	n/a

2003-2004  
STATE

Colorado Department of Education  
Student End of Year  
1-Year GRADUATION RATE BY SCHOOL AND IPST CATEGORY

		GRAD BASE ADJUSTMENTS	GRADUATION BASE	GRADUATES	GRADUATION RATE	COMPLETERS	COMPLETION RATE
Homeless		0	0	0	n/a	0	n/a
Gifted and Talented		0	0	0	n/a	0	n/a
District:		1500	BURLINGTON	RE-6J			
#1	1152		Burlington	High	School		
Students With Disabilities		0	3	3	100.00%	3	100.00%
Limited English Proficient		0	3	3	100.00%	3	100.00%
Economically Disadvantaged		0	10	10	100.00%	10	100.00%
Migrant		0	4	4	100.00%	4	100.00%
Title1		0	0	0	n/a	0	n/a
Homeless		0	0	0	n/a	0	n/a
Gifted and Talented		0	0	0	n/a	0	n/a
DISTRICT	TOTALS		(All	Schools)			
Students With Disabilities		0	3	3	100.00%	3	100.00%
Limited English Proficient		0	3	3	100.00%	3	100.00%
Economically Disadvantaged		0	10	10	100.00%	10	100.00%
Migrant		0	4	4	100.00%	4	100.00%
Title1		0	0	0	n/a	0	n/a
Homeless		0	0	0	n/a	0	n/a
Gifted and Talented		0	0	0	n/a	0	n/a
COUNTY	:		33	LAKE			
District:		1510	LAKE	COUNTY	R-1		
#1	4904		Lake	County	High	School	
Students With Disabilities		0	5	1	20.00%	2	40.00%
Limited English Proficient		0	10	4	40.00%	4	40.00%
Economically Disadvantaged		0	9	8	88.90%	8	88.90%
Migrant		0	0	0	n/a	0	n/a
Title1		0	0	0	n/a	0	n/a

2003-2004  
STATE

Colorado Department of Education  
Student End of Year  
1-Year GRADUATION RATE BY SCHOOL AND IPST CATEGORY

	GRAD BASE ADJUSTMENTS	GRADUATION BASE	GRADUATES	GRADUATION RATE	COMPLETERS	COMPLETION RATE
Homeless	0	0	0	n/a	0	n/a
Gifted and Talented	0	10	10	100.00%	10	100.00%
DISTRICT	TOTALS	(All	Schools)			
Students With Disabilities	0	5	1	20.00%	2	40.00%
Limited English Proficient	0	10	4	40.00%	4	40.00%
Economically Disadvantaged	0	9	8	88.90%	8	88.90%
Migrant	0	0	0	n/a	0	n/a
Title1	0	0	0	n/a	0	n/a
Homeless	0	0	0	n/a	0	n/a
Gifted and Talented	0	10	10	100.00%	10	100.00%
COUNTY	:	34	LA	PLATA		
District:		1520	DURANGO	9-R		
#1#5*	1865	Community	Of	Learners	Charter	
Students With Disabilities	0	0	0	n/a	0	n/a
Limited English Proficient	0	0	0	n/a	0	n/a
Economically Disadvantaged	0	0	0	n/a	0	n/a
Migrant	0	0	0	n/a	0	n/a
Title1	0	0	0	n/a	0	n/a
Homeless	0	0	0	n/a	0	n/a
Gifted and Talented	0	0	0	n/a	0	n/a
#1	2318	Durango	High	School		
Students With Disabilities	0	22	20	90.90%	20	90.90%
Limited English Proficient	0	6	6	100.00%	6	100.00%
Economically Disadvantaged	0	22	19	86.40%	20	90.90%
Migrant	0	0	0	n/a	0	n/a
Title1	0	0	0	n/a	0	n/a
Homeless	0	0	0	n/a	0	n/a



2003-2004  
STATE

Colorado Department of Education  
Student End of Year  
1-Year GRADUATION RATE BY SCHOOL AND IPST CATEGORY

	GRAD BASE ADJUSTMENTS	GRADUATION BASE	GRADUATES	GRADUATION RATE	COMPLETERS	COMPLETION RATE	
Gifted and Talented		0	21	20	95.20%	20	95.20%
#1#4	2319	Durango	Second	Chance			
Students With Disabilities		0	2	0	0.00%	2	100.00%
Limited English Proficient		0	0	0	n/a	0	n/a
Economically Disadvantaged		0	2	0	0.00%	2	100.00%
Migrant		0	0	0	n/a	0	n/a
Title1		0	0	0	n/a	0	n/a
Homeless		0	0	0	n/a	0	n/a
Gifted and Talented		0	1	0	0.00%	1	100.00%
#1	2797	The	Excel	Charter	School		
Students With Disabilities		0	1	1	100.00%	1	100.00%
Limited English Proficient		0	0	0	n/a	0	n/a
Economically Disadvantaged		0	0	0	n/a	0	n/a
Migrant		0	0	0	n/a	0	n/a
Title1		0	0	0	n/a	0	n/a
Homeless		0	0	0	n/a	0	n/a
Gifted and Talented		0	0	0	n/a	0	n/a
DISTRICT	TOTALS	(All	Schools)				
Students With Disabilities		0	25	21	84.00%	23	92.00%
Limited English Proficient		0	6	6	100.00%	6	100.00%
Economically Disadvantaged		0	24	19	79.20%	22	91.70%
Migrant		0	0	0	n/a	0	n/a
Title1		0	0	0	n/a	0	n/a
Homeless		0	0	0	n/a	0	n/a
Gifted and Talented		0	22	20	90.90%	21	95.50%
District:		1530 BAYFIELD		10	JT-R		
#1	0640	Bayfield	High	School			

Colorado Department of Education

2003-2004

Student End of Year

STATE

1-Year GRADUATION RATE BY SCHOOL AND IPST CATEGORY

	GRAD BASE ADJUSTMENTS	GRADUATION BASE	GRADUATES	GRADUATION RATE	COMPLETERS	COMPLETION RATE
Students With Disabilities	0	9	9	100.00%	9	100.00%
Limited English Proficient	0	0	0	n/a	0	n/a
Economically Disadvantaged	0	8	7	87.50%	8	100.00%
Migrant	0	0	0	n/a	0	n/a
Title1	0	0	0	n/a	0	n/a
Homeless	0	0	0	n/a	0	n/a
Gifted and Talented	0	0	0	n/a	0	n/a
DISTRICT TOTALS (All Schools)						
Students With Disabilities	0	9	9	100.00%	9	100.00%
Limited English Proficient	0	0	0	n/a	0	n/a
Economically Disadvantaged	0	8	7	87.50%	8	100.00%
Migrant	0	0	0	n/a	0	n/a
Title1	0	0	0	n/a	0	n/a
Homeless	0	0	0	n/a	0	n/a
Gifted and Talented	0	0	0	n/a	0	n/a
District:	1540	IGNACIO	11	JT		
#1	4258	Ignacio	High	School		
Students With Disabilities	0	6	5	83.30%	5	83.30%
Limited English Proficient	0	0	0	n/a	0	n/a
Economically Disadvantaged	0	21	21	100.00%	21	100.00%
Migrant	0	0	0	n/a	0	n/a
Title1	0	1	1	100.00%	1	100.00%
Homeless	0	0	0	n/a	0	n/a
Gifted and Talented	0	0	0	n/a	0	n/a
DISTRICT TOTALS (All Schools)						
Students With Disabilities	0	6	5	83.30%	5	83.30%
Limited English Proficient	0	0	0	n/a	0	n/a

2003-2004  
STATE

Colorado Department of Education  
Student End of Year  
1-Year GRADUATION RATE BY SCHOOL AND IPST CATEGORY

		GRAD BASE ADJUSTMENTS	GRADUATION BASE	GRADUATES	GRADUATION RATE	COMPLETERS	COMPLETION RATE
Economically Disadvantaged		0	21	21	100.00%	21	100.00%
Migrant		0	0	0	n/a	0	n/a
Title1		0	1	1	100.00%	1	100.00%
Homeless		0	0	0	n/a	0	n/a
Gifted and Talented		0	0	0	n/a	0	n/a
COUNTY	:	35	LARIMER				
District:		1550	POUDRE R-1				
#1	0145	Pioneer	Charter School				
Students With Disabilities		0	0	0	n/a	0	n/a
Limited English Proficient		0	0	0	n/a	0	n/a
Economically Disadvantaged		0	0	0	n/a	0	n/a
Migrant		0	0	0	n/a	0	n/a
Title1		0	0	0	n/a	0	n/a
Homeless		0	0	0	n/a	0	n/a
Gifted and Talented		0	0	0	n/a	0	n/a
#1	0146	Ridgeview	Classical Charter Schools				
Students With Disabilities		0	1	1	100.00%	1	100.00%
Limited English Proficient		0	0	0	n/a	0	n/a
Economically Disadvantaged		0	0	0	n/a	0	n/a
Migrant		0	0	0	n/a	0	n/a
Title1		0	0	0	n/a	0	n/a
Homeless		0	0	0	n/a	0	n/a
Gifted and Talented		0	0	0	n/a	0	n/a
#1*	0892	Blevins	Junior High School				
Students With Disabilities		0	0	0	n/a	0	n/a
Limited English Proficient		0	0	0	n/a	0	n/a
Economically Disadvantaged		0	0	0	n/a	0	n/a

2003-2004		Colorado Department of Education					
STATE		Student End of Year					
		1-Year GRADUATION RATE BY SCHOOL AND IPST CATEGORY					
		GRAD BASE ADJUSTMENTS	GRADUATION BASE	GRADUATES	GRADUATION RATE	COMPLETERS	COMPLETION RATE
Migrant		0	0	0	n/a	0	n/a
Title1		0	0	0	n/a	0	n/a
Homeless		0	0	0	n/a	0	n/a
Gifted and Talented		0	0	0	n/a	0	n/a
#1*	0898		Boltz	Junior	High	School	
Students With Disabilities		0	0	0	n/a	0	n/a
Limited English Proficient		0	0	0	n/a	0	n/a
Economically Disadvantaged		0	0	0	n/a	0	n/a
Migrant		0	0	0	n/a	0	n/a
Title1		0	0	0	n/a	0	n/a
Homeless		0	0	0	n/a	0	n/a
Gifted and Talented		0	0	0	n/a	0	n/a
#1*	1190		Cache La Poudre Junior High School				
Students With Disabilities		0	0	0	n/a	0	n/a
Limited English Proficient		0	0	0	n/a	0	n/a
Economically Disadvantaged		0	0	0	n/a	0	n/a
Migrant		0	0	0	n/a	0	n/a
Title1		0	0	0	n/a	0	n/a
Homeless		0	0	0	n/a	0	n/a
Gifted and Talented		0	0	0	n/a	0	n/a
#1	3046		Fort	Collins	High	School	
Students With Disabilities		0	40	36	90.00%	36	90.00%
Limited English Proficient		0	14	13	92.90%	13	92.90%
Economically Disadvantaged		0	24	24	100.00%	24	100.00%
Migrant		0	0	0	n/a	0	n/a
Title1		0	0	0	n/a	0	n/a
Homeless		0	6	6	100.00%	6	100.00%

2003-2004  
STATE

Colorado Department of Education  
Student End of Year  
1-Year GRADUATION RATE BY SCHOOL AND IPST CATEGORY

	GRAD BASE ADJUSTMENTS	GRADUATION BASE	GRADUATES	GRADUATION RATE	COMPLETERS	COMPLETION RATE	
Gifted and Talented		0	0	0	n/a	0	n/a
#1	3240	Frontier	High	School			
Students With Disabilities		0	0	0	n/a	0	n/a
Limited English Proficient		0	0	0	n/a	0	n/a
Economically Disadvantaged		0	5	2	40.00%	2	40.00%
Migrant		0	0	0	n/a	0	n/a
Title1		0	0	0	n/a	0	n/a
Homeless		0	4	2	50.00%	2	50.00%
Gifted and Talented		0	0	0	n/a	0	n/a
#1#4	3760	Centennial	High	School			
Students With Disabilities		0	17	6	35.30%	6	35.30%
Limited English Proficient		0	2	1	50.00%	1	50.00%
Economically Disadvantaged		0	14	8	57.10%	8	57.10%
Migrant		0	0	0	n/a	0	n/a
Title1		0	0	0	n/a	0	n/a
Homeless		0	3	1	33.30%	1	33.30%
Gifted and Talented		0	0	0	n/a	0	n/a
#1*	5068	Leshar	Junior	High	School		
Students With Disabilities		0	0	0	n/a	0	n/a
Limited English Proficient		0	0	0	n/a	0	n/a
Economically Disadvantaged		0	0	0	n/a	0	n/a
Migrant		0	0	0	n/a	0	n/a
Title1		0	0	0	n/a	0	n/a
Homeless		0	0	0	n/a	0	n/a
Gifted and Talented		0	0	0	n/a	0	n/a
#1*	5120	Liberty	Common	Charter	School		
Students With Disabilities		0	0	0	n/a	0	n/a

Colorado Department of Education


2003-2004

Student End of Year

STATE

1-Year GRADUATION RATE BY SCHOOL AND IPST CATEGORY

		GRAD BASE ADJUSTMENTS	GRADUATION BASE	GRADUATES	GRADUATION RATE	COMPLETERS	COMPLETION RATE
Limited English Proficient		0	0	0	n/a	0	n/a
Economically Disadvantaged		0	0	0	n/a	0	n/a
Migrant		0	0	0	n/a	0	n/a
Title1		0	0	0	n/a	0	n/a
Homeless		0	0	0	n/a	0	n/a
Gifted and Talented		0	0	0	n/a	0	n/a
#1*	5168		Lincoln	Junior	High	School	
Students With Disabilities		0	0	0	n/a	0	n/a
Limited English Proficient		0	0	0	n/a	0	n/a
Economically Disadvantaged		0	0	0	n/a	0	n/a
Migrant		0	0	0	n/a	0	n/a
Title1		0	0	0	n/a	0	n/a
Homeless		0	0	0	n/a	0	n/a
Gifted and Talented		0	0	0	n/a	0	n/a
#1#4#5*	6159		Mountain	View	Learning	Center	
Students With Disabilities		0	0	0	n/a	0	n/a
Limited English Proficient		0	0	0	n/a	0	n/a
Economically Disadvantaged		0	0	0	n/a	0	n/a
Migrant		0	0	0	n/a	0	n/a
Title1		0	0	0	n/a	0	n/a
Homeless		0	0	0	n/a	0	n/a
Gifted and Talented		0	0	0	n/a	0	n/a
#1#4	6815		Peak	Alternative	Program		
Students With Disabilities		0	1	0	0.00%	0	0.00%
Limited English Proficient		0	0	0	n/a	0	n/a
Economically Disadvantaged		0	0	0	n/a	0	n/a
Migrant		0	0	0	n/a	0	n/a



Colorado Department of Education

2003-2004

Student End of Year

STATE

1-Year GRADUATION RATE BY SCHOOL AND IPST CATEGORY

		GRAD BASE ADJUSTMENTS	GRADUATION BASE	GRADUATES	GRADUATION RATE	COMPLETERS	COMPLETION RATE
Title1		0	0	0	n/a	0	n/a
Homeless		0	0	0	n/a	0	n/a
Gifted and Talented		0	0	0	n/a	0	n/a
#1	7124		Poudre	High	School		
Students With Disabilities		0	32	29	90.60%	29	90.60%
Limited English Proficient		0	29	26	89.70%	26	89.70%
Economically Disadvantaged		0	59	50	84.70%	50	84.70%
Migrant		0	1	1	100.00%	1	100.00%
Title1		0	0	0	n/a	0	n/a
Homeless		0	6	5	83.30%	5	83.30%
Gifted and Talented		0	0	0	n/a	0	n/a
#1#5*	7126		Poudre	School	District	-	lbp
Students With Disabilities		0	0	0	n/a	0	n/a
Limited English Proficient		0	0	0	n/a	0	n/a
Economically Disadvantaged		0	0	0	n/a	0	n/a
Migrant		0	0	0	n/a	0	n/a
Title1		0	0	0	n/a	0	n/a
Homeless		0	0	0	n/a	0	n/a
Gifted and Talented		0	0	0	n/a	0	n/a
#1#4	7127		Poudre	Transition	Center		
Students With Disabilities		0	3	2	66.70%	2	66.70%
Limited English Proficient		0	0	0	n/a	0	n/a
Economically Disadvantaged		0	4	2	50.00%	2	50.00%
Migrant		0	0	0	n/a	0	n/a
Title1		0	0	0	n/a	0	n/a
Homeless		0	0	0	n/a	0	n/a
Gifted and Talented		0	0	0	n/a	0	n/a


2003-2004  
STATE

Colorado Department of Education

Student End of Year

1-Year GRADUATION RATE BY SCHOOL AND IPST CATEGORY

	GRAD BASE ADJUSTMENTS	GRADUATION BASE	GRADUATES	GRADUATION RATE	COMPLETERS	COMPLETION RATE
#1*	7161	Preston	Junior	High	School	
Students With Disabilities	0	0	0	n/a	0	n/a
Limited English Proficient	0	0	0	n/a	0	n/a
Economically Disadvantaged	0	0	0	n/a	0	n/a
Migrant	0	0	0	n/a	0	n/a
Title1	0	0	0	n/a	0	n/a
Homeless	0	0	0	n/a	0	n/a
Gifted and Talented	0	0	0	n/a	0	n/a
#1#4#5*	7195	Psd	Mountain	Crest	Alternative	Program
Students With Disabilities	0	0	0	n/a	0	n/a
Limited English Proficient	0	0	0	n/a	0	n/a
Economically Disadvantaged	0	0	0	n/a	0	n/a
Migrant	0	0	0	n/a	0	n/a
Title1	0	0	0	n/a	0	n/a
Homeless	0	0	0	n/a	0	n/a
Gifted and Talented	0	0	0	n/a	0	n/a
#1	7470	Rocky	Mountain	High	School	
Students With Disabilities	0	45	35	77.80%	41	91.10%
Limited English Proficient	0	7	7	100.00%	7	100.00%
Economically Disadvantaged	0	25	20	80.00%	24	96.00%
Migrant	0	0	0	n/a	0	n/a
Title1	0	0	0	n/a	0	n/a
Homeless	0	6	5	83.30%	5	83.30%
Gifted and Talented	0	0	0	n/a	0	n/a
#1#4#5*	9120	Village	School			
Students With Disabilities	0	0	0	n/a	0	n/a
Limited English Proficient	0	0	0	n/a	0	n/a





2003-2004  
STATE

Colorado Department of Education  
Student End of Year  
1-Year GRADUATION RATE BY SCHOOL AND IPST CATEGORY

		GRAD BASE ADJUSTMENTS	GRADUATION BASE	GRADUATES	GRADUATION RATE	COMPLETERS	COMPLETION RATE
Economically Disadvantaged		0	0	0	n/a	0	n/a
Migrant		0	0	0	n/a	0	n/a
Title1		0	0	0	n/a	0	n/a
Homeless		0	0	0	n/a	0	n/a
Gifted and Talented		0	0	0	n/a	0	n/a
#1*	9330	Webber	Junior		High	School	
Students With Disabilities		0	0	0	n/a	0	n/a
Limited English Proficient		0	0	0	n/a	0	n/a
Economically Disadvantaged		0	0	0	n/a	0	n/a
Migrant		0	0	0	n/a	0	n/a
Title1		0	0	0	n/a	0	n/a
Homeless		0	0	0	n/a	0	n/a
Gifted and Talented		0	0	0	n/a	0	n/a
#1*	9374	Wellington	Junior		High	School	
Students With Disabilities		0	0	0	n/a	0	n/a
Limited English Proficient		0	0	0	n/a	0	n/a
Economically Disadvantaged		0	0	0	n/a	0	n/a
Migrant		0	0	0	n/a	0	n/a
Title1		0	0	0	n/a	0	n/a
Homeless		0	0	0	n/a	0	n/a
Gifted and Talented		0	0	0	n/a	0	n/a
#1#5*	9983	Poudre	Transfer		School		
Students With Disabilities		0	0	0	n/a	0	n/a
Limited English Proficient		0	0	0	n/a	0	n/a
Economically Disadvantaged		0	0	0	n/a	0	n/a
Migrant		0	0	0	n/a	0	n/a
Title1		0	0	0	n/a	0	n/a

2003-2004  
STATE

Colorado Department of Education  
Student End of Year  
1-Year GRADUATION RATE BY SCHOOL AND IPST CATEGORY

	GRAD BASE ADJUSTMENTS	GRADUATION BASE	GRADUATES	GRADUATION RATE	COMPLETERS	COMPLETION RATE
Homeless	0	0	0	n/a	0	n/a
Gifted and Talented	0	0	0	n/a	0	n/a
DISTRICT	TOTALS	(All	Schools)			
Students With Disabilities	0	139	109	78.40%	115	82.70%
Limited English Proficient	0	52	47	90.40%	47	90.40%
Economically Disadvantaged	0	131	106	80.90%	110	84.00%
Migrant	0	1	1	100.00%	1	100.00%
Title1	0	0	0	n/a	0	n/a
Homeless	0	25	19	76.00%	19	76.00%
Gifted and Talented	0	0	0	n/a	0	n/a
District:		1560 THOMPSON	R-2J			
#1	0812	Berthoud	High	School		
Students With Disabilities	0	13	12	92.30%	12	92.30%
Limited English Proficient	0	0	0	n/a	0	n/a
Economically Disadvantaged	0	14	14	100.00%	14	100.00%
Migrant	0	0	0	n/a	0	n/a
Title1	0	0	0	n/a	0	n/a
Homeless	0	0	0	n/a	0	n/a
Gifted and Talented	0	17	17	100.00%	17	100.00%
#1	5316	Loveland	High	School		
Students With Disabilities	0	20	19	95.00%	19	95.00%
Limited English Proficient	0	3	3	100.00%	3	100.00%
Economically Disadvantaged	0	39	39	100.00%	39	100.00%
Migrant	0	0	0	n/a	0	n/a
Title1	0	0	0	n/a	0	n/a
Homeless	0	0	0	n/a	0	n/a
Gifted and Talented	0	47	47	100.00%	47	100.00%

2003-2004  
STATE

Colorado Department of Education  
Student End of Year  
1-Year GRADUATION RATE BY SCHOOL AND IPST CATEGORY

	GRAD BASE ADJUSTMENTS	GRADUATION BASE	GRADUATES	GRADUATION RATE	COMPLETERS	COMPLETION RATE
#1	6163	Mountain	View	High	School	
Students With Disabilities	0	18	17	94.40%	17	94.40%
Limited English Proficient	0	4	4	100.00%	4	100.00%
Economically Disadvantaged	0	33	33	100.00%	33	100.00%
Migrant	0	1	1	100.00%	1	100.00%
Title1	0	0	0	n/a	0	n/a
Homeless	0	1	1	100.00%	1	100.00%
Gifted and Talented	0	42	40	95.20%	40	95.20%
#1	8824	Thompson	Valley	High	School	
Students With Disabilities	0	16	16	100.00%	16	100.00%
Limited English Proficient	0	0	0	n/a	0	n/a
Economically Disadvantaged	0	30	30	100.00%	30	100.00%
Migrant	0	0	0	n/a	0	n/a
Title1	0	0	0	n/a	0	n/a
Homeless	0	0	0	n/a	0	n/a
Gifted and Talented	0	51	51	100.00%	51	100.00%
#1#4	9260	Harold	Ferguson	High	School	
Students With Disabilities	0	5	3	60.00%	3	60.00%
Limited English Proficient	0	0	0	n/a	0	n/a
Economically Disadvantaged	0	14	12	85.70%	12	85.70%
Migrant	0	0	0	n/a	0	n/a
Title1	0	0	0	n/a	0	n/a
Homeless	0	7	6	85.70%	6	85.70%
Gifted and Talented	0	1	1	100.00%	1	100.00%
DISTRICT	TOTALS	(All	Schools)			
Students With Disabilities	0	72	67	93.10%	67	93.10%
Limited English Proficient	0	7	7	100.00%	7	100.00%

2003-2004		Colorado Department of Education					
STATE		Student End of Year					
		1-Year GRADUATION RATE BY SCHOOL AND IPST CATEGORY					
		GRAD BASE ADJUSTMENTS	GRADUATION BASE	GRADUATES	GRADUATION RATE	COMPLETERS	COMPLETION RATE
Economically Disadvantaged		0	130	128	98.50%	128	98.50%
Migrant		0	1	1	100.00%	1	100.00%
Title1		0	0	0	n/a	0	n/a
Homeless		0	8	7	87.50%	7	87.50%
Gifted and Talented		0	158	156	98.70%	156	98.70%
District:		1570	PARK	(ESTES	PARK)	R-3	
#1	2794	Estes	Park	High	School		
Students With Disabilities		0	6	6	100.00%	6	100.00%
Limited English Proficient		0	2	1	50.00%	1	50.00%
Economically Disadvantaged		0	6	5	83.30%	5	83.30%
Migrant		0	0	0	n/a	0	n/a
Title1		0	0	0	n/a	0	n/a
Homeless		0	1	0	0.00%	0	0.00%
Gifted and Talented		0	0	0	n/a	0	n/a
DISTRICT	TOTALS	(All	Schools)				
Students With Disabilities		0	6	6	100.00%	6	100.00%
Limited English Proficient		0	2	1	50.00%	1	50.00%
Economically Disadvantaged		0	6	5	83.30%	5	83.30%
Migrant		0	0	0	n/a	0	n/a
Title1		0	0	0	n/a	0	n/a
Homeless		0	1	0	0.00%	0	0.00%
Gifted and Talented		0	0	0	n/a	0	n/a
COUNTY	:	36	LAS	ANIMAS			
District:		1580	TRINIDAD	1			
#1	8906	Trinidad	High	School			
Students With Disabilities		0	6	6	100.00%	6	100.00%
Limited English Proficient		0	0	0	n/a	0	n/a

2003-2004  
STATE

Colorado Department of Education  
Student End of Year  
1-Year GRADUATION RATE BY SCHOOL AND IPST CATEGORY

	GRAD BASE ADJUSTMENTS	GRADUATION BASE	GRADUATES	GRADUATION RATE	COMPLETERS	COMPLETION RATE
Economically Disadvantaged	0	40	35	87.50%	35	87.50%
Migrant	0	0	0	n/a	0	n/a
Title1	0	0	0	n/a	0	n/a
Homeless	0	0	0	n/a	0	n/a
Gifted and Talented	0	0	0	n/a	0	n/a
DISTRICT TOTALS	(All	Schools)				
Students With Disabilities	0	6	6	100.00%	6	100.00%
Limited English Proficient	0	0	0	n/a	0	n/a
Economically Disadvantaged	0	40	35	87.50%	35	87.50%
Migrant	0	0	0	n/a	0	n/a
Title1	0	0	0	n/a	0	n/a
Homeless	0	0	0	n/a	0	n/a
Gifted and Talented	0	0	0	n/a	0	n/a
District:	1590	PRIMERO	REORGANIZE	2		
#1	7164	Primero	Junior-Senior	High	School	
Students With Disabilities	0	2	2	100.00%	2	100.00%
Limited English Proficient	0	0	0	n/a	0	n/a
Economically Disadvantaged	0	4	4	100.00%	4	100.00%
Migrant	0	0	0	n/a	0	n/a
Title1	0	0	0	n/a	0	n/a
Homeless	0	0	0	n/a	0	n/a
Gifted and Talented	0	0	0	n/a	0	n/a
DISTRICT TOTALS	(All	Schools)				
Students With Disabilities	0	2	2	100.00%	2	100.00%
Limited English Proficient	0	0	0	n/a	0	n/a
Economically Disadvantaged	0	4	4	100.00%	4	100.00%
Migrant	0	0	0	n/a	0	n/a

2003-2004		Colorado Department of Education					
STATE		Student End of Year					
		1-Year GRADUATION RATE BY SCHOOL AND IPST CATEGORY					
		GRAD BASE ADJUSTMENTS	GRADUATION BASE	GRADUATES	GRADUATION RATE	COMPLETERS	COMPLETION RATE
Title1		0	0	0	n/a	0	n/a
Homeless		0	0	0	n/a	0	n/a
Gifted and Talented		0	0	0	n/a	0	n/a
District:		1600	HOEHNE	REORGANIZE	3		
#1		4048	Hoehne	High	School		
Students With Disabilities		0	2	1	50.00%	1	50.00%
Limited English Proficient		0	0	0	n/a	0	n/a
Economically Disadvantaged		0	7	7	100.00%	7	100.00%
Migrant		0	0	0	n/a	0	n/a
Title1		0	0	0	n/a	0	n/a
Homeless		0	0	0	n/a	0	n/a
Gifted and Talented		0	0	0	n/a	0	n/a
DISTRICT		TOTALS	(All	Schools)			
Students With Disabilities		0	2	1	50.00%	1	50.00%
Limited English Proficient		0	0	0	n/a	0	n/a
Economically Disadvantaged		0	7	7	100.00%	7	100.00%
Migrant		0	0	0	n/a	0	n/a
Title1		0	0	0	n/a	0	n/a
Homeless		0	0	0	n/a	0	n/a
Gifted and Talented		0	0	0	n/a	0	n/a
District:		1620	AGUILAR	REORGANIZE	6		
#1		0066	Aguilar	Junior-Senior	High	School	
Students With Disabilities		0	1	1	100.00%	1	100.00%
Limited English Proficient		0	0	0	n/a	0	n/a
Economically Disadvantaged		0	4	3	75.00%	3	75.00%
Migrant		0	0	0	n/a	0	n/a
Title1		0	0	0	n/a	0	n/a

2003-2004  
STATE

Colorado Department of Education

Student End of Year


1-Year GRADUATION RATE BY SCHOOL AND IPST CATEGORY

	GRAD BASE ADJUSTMENTS	GRADUATION BASE	GRADUATES	GRADUATION RATE	COMPLETERS	COMPLETION RATE
Homeless	0	0	0	n/a	0	n/a
Gifted and Talented	0	0	0	n/a	0	n/a
DISTRICT	TOTALS	(All	Schools)			
Students With Disabilities	0	1	1	100.00%	1	100.00%
Limited English Proficient	0	0	0	n/a	0	n/a
Economically Disadvantaged	0	4	3	75.00%	3	75.00%
Migrant	0	0	0	n/a	0	n/a
Title1	0	0	0	n/a	0	n/a
Homeless	0	0	0	n/a	0	n/a
Gifted and Talented	0	0	0	n/a	0	n/a
District:	1750	BRANSON	REORGANIZE	82		
#1#4	0948	Branson	Alternative	School		
Students With Disabilities	0	0	0	n/a	0	n/a
Limited English Proficient	0	0	0	n/a	0	n/a
Economically Disadvantaged	0	0	0	n/a	0	n/a
Migrant	0	0	0	n/a	0	n/a
Title1	0	0	0	n/a	0	n/a
Homeless	0	0	0	n/a	0	n/a
Gifted and Talented	0	0	0	n/a	0	n/a
#1	0978	Branson	Undivided	High	School	
Students With Disabilities	0	0	0	n/a	0	n/a
Limited English Proficient	0	0	0	n/a	0	n/a
Economically Disadvantaged	0	0	0	n/a	0	n/a
Migrant	0	0	0	n/a	0	n/a
Title1	0	0	0	n/a	0	n/a
Homeless	0	0	0	n/a	0	n/a
Gifted and Talented	0	0	0	n/a	0	n/a

2003-2004  
STATE

Colorado Department of Education  
Student End of Year  
1-Year GRADUATION RATE BY SCHOOL AND IPST CATEGORY

	GRAD BASE ADJUSTMENTS	GRADUATION BASE	GRADUATES	GRADUATION RATE	COMPLETERS	COMPLETION RATE
DISTRICT	TOTALS	(All	Schools)			
Students With Disabilities	0	0	0	n/a	0	n/a
Limited English Proficient	0	0	0	n/a	0	n/a
Economically Disadvantaged	0	0	0	n/a	0	n/a
Migrant	0	0	0	n/a	0	n/a
Title1	0	0	0	n/a	0	n/a
Homeless	0	0	0	n/a	0	n/a
Gifted and Talented	0	0	0	n/a	0	n/a
District:	1760 KIM	REORGANIZE	88			
#1	4694	Kim	Undivided	High	School	
Students With Disabilities	0	0	0	n/a	0	n/a
Limited English Proficient	0	0	0	n/a	0	n/a
Economically Disadvantaged	0	0	0	n/a	0	n/a
Migrant	0	0	0	n/a	0	n/a
Title1	0	2	2	100.00%	2	100.00%
Homeless	0	0	0	n/a	0	n/a
Gifted and Talented	0	0	0	n/a	0	n/a
DISTRICT	TOTALS	(All	Schools)			
Students With Disabilities	0	0	0	n/a	0	n/a
Limited English Proficient	0	0	0	n/a	0	n/a
Economically Disadvantaged	0	0	0	n/a	0	n/a
Migrant	0	0	0	n/a	0	n/a
Title1	0	2	2	100.00%	2	100.00%
Homeless	0	0	0	n/a	0	n/a
Gifted and Talented	0	0	0	n/a	0	n/a
COUNTY	:	37	LINCOLN			
District:	1780	GENOA-HUGO	C113			





2003-2004  
STATE

Colorado Department of Education

Student End of Year

1-Year GRADUATION RATE BY SCHOOL AND IPST CATEGORY

	GRAD BASE ADJUSTMENTS	GRADUATION BASE	GRADUATES	GRADUATION RATE	COMPLETERS	COMPLETION RATE
#1	4162	Genoa-Hugo	Senior	High	School	
Students With Disabilities	0	2	2	100.00%	2	100.00%
Limited English Proficient	0	0	0	n/a	0	n/a
Economically Disadvantaged	0	5	5	100.00%	5	100.00%
Migrant	0	0	0	n/a	0	n/a
Title1	0	0	0	n/a	0	n/a
Homeless	0	0	0	n/a	0	n/a
Gifted and Talented	0	0	0	n/a	0	n/a
DISTRICT	TOTALS	(All	Schools)			
Students With Disabilities	0	2	2	100.00%	2	100.00%
Limited English Proficient	0	0	0	n/a	0	n/a
Economically Disadvantaged	0	5	5	100.00%	5	100.00%
Migrant	0	0	0	n/a	0	n/a
Title1	0	0	0	n/a	0	n/a
Homeless	0	0	0	n/a	0	n/a
Gifted and Talented	0	0	0	n/a	0	n/a
District:	1790	LIMON	RE-4J			
#1	5136	Limon	Junior-Senior	High	School	
Students With Disabilities	0	2	2	100.00%	2	100.00%
Limited English Proficient	0	0	0	n/a	0	n/a
Economically Disadvantaged	0	10	10	100.00%	10	100.00%
Migrant	0	1	1	100.00%	1	100.00%
Title1	0	39	39	100.00%	39	100.00%
Homeless	0	0	0	n/a	0	n/a
Gifted and Talented	0	0	0	n/a	0	n/a
DISTRICT	TOTALS	(All	Schools)			
Students With Disabilities	0	2	2	100.00%	2	100.00%

2003-2004  
STATE

Colorado Department of Education  
Student End of Year  
1-Year GRADUATION RATE BY SCHOOL AND IPST CATEGORY

	GRAD BASE ADJUSTMENTS	GRADUATION BASE	GRADUATES	GRADUATION RATE	COMPLETERS	COMPLETION RATE
Limited English Proficient	0	0	0	n/a	0	n/a
Economically Disadvantaged	0	10	10	100.00%	10	100.00%
Migrant	0	1	1	100.00%	1	100.00%
Title1	0	39	39	100.00%	39	100.00%
Homeless	0	0	0	n/a	0	n/a
Gifted and Talented	0	0	0	n/a	0	n/a
District:	1810	KARVAL	RE-23			
#1	4504	Karval	Online	Education		
Students With Disabilities	0	0	0	n/a	0	n/a
Limited English Proficient	0	0	0	n/a	0	n/a
Economically Disadvantaged	0	0	0	n/a	0	n/a
Migrant	0	0	0	n/a	0	n/a
Title1	0	0	0	n/a	0	n/a
Homeless	0	0	0	n/a	0	n/a
Gifted and Talented	0	0	0	n/a	0	n/a
#1	4506	Karval	Junior-Senior	High	School	
Students With Disabilities	0	0	0	n/a	0	n/a
Limited English Proficient	0	0	0	n/a	0	n/a
Economically Disadvantaged	0	9	9	100.00%	9	100.00%
Migrant	0	0	0	n/a	0	n/a
Title1	0	0	0	n/a	0	n/a
Homeless	0	0	0	n/a	0	n/a
Gifted and Talented	0	0	0	n/a	0	n/a
DISTRICT	TOTALS	(All	Schools)			
Students With Disabilities	0	0	0	n/a	0	n/a
Limited English Proficient	0	0	0	n/a	0	n/a
Economically Disadvantaged	0	9	9	100.00%	9	100.00%

2003-2004  
STATE

Colorado Department of Education

Student End of Year

1-Year GRADUATION RATE BY SCHOOL AND IPST CATEGORY

		GRAD BASE ADJUSTMENTS	GRADUATION BASE	GRADUATES	GRADUATION RATE	COMPLETERS	COMPLETION RATE
Migrant		0	0	0	n/a	0	n/a
Title1		0	0	0	n/a	0	n/a
Homeless		0	0	0	n/a	0	n/a
Gifted and Talented		0	0	0	n/a	0	n/a
COUNTY	:	38		LOGAN			
District:		1828	VALLEY	RE-1			
#1#4	0202	Smith		High	School		
Students With Disabilities		0	0	0	n/a	0	n/a
Limited English Proficient		0	0	0	n/a	0	n/a
Economically Disadvantaged		0	3	3	100.00%	3	100.00%
Migrant		0	0	0	n/a	0	n/a
Title1		0	0	0	n/a	0	n/a
Homeless		0	0	0	n/a	0	n/a
Gifted and Talented		0	0	0	n/a	0	n/a
#1	1224	Caliche		Junior-Senior	High	School	
Students With Disabilities		0	1	1	100.00%	1	100.00%
Limited English Proficient		0	0	0	n/a	0	n/a
Economically Disadvantaged		0	4	4	100.00%	4	100.00%
Migrant		0	0	0	n/a	0	n/a
Title1		0	0	0	n/a	0	n/a
Homeless		0	0	0	n/a	0	n/a
Gifted and Talented		0	0	0	n/a	0	n/a
#1	8260	Sterling		High	School		
Students With Disabilities		0	19	16	84.20%	16	84.20%
Limited English Proficient		0	1	1	100.00%	1	100.00%
Economically Disadvantaged		0	23	21	91.30%	22	95.70%
Migrant		0	0	0	n/a	0	n/a

2003-2004  
STATE

Colorado Department of Education

Student End of Year

1-Year GRADUATION RATE BY SCHOOL AND IPST CATEGORY

	GRAD BASE ADJUSTMENTS	GRADUATION BASE	GRADUATES	GRADUATION RATE	COMPLETERS	COMPLETION RATE
Title1	0	0	0	n/a	0	n/a
Homeless	0	0	0	n/a	0	n/a
Gifted and Talented	0	0	0	n/a	0	n/a
DISTRICT	TOTALS	(All	Schools)			
Students With Disabilities	0	20	17	85.00%	17	85.00%
Limited English Proficient	0	1	1	100.00%	1	100.00%
Economically Disadvantaged	0	30	28	93.30%	29	96.70%
Migrant	0	0	0	n/a	0	n/a
Title1	0	0	0	n/a	0	n/a
Homeless	0	0	0	n/a	0	n/a
Gifted and Talented	0	0	0	n/a	0	n/a
District:		1850 FRENCHMAN	RE-3			
#1	2988	Fleming	High	School		
Students With Disabilities	0	0	0	n/a	0	n/a
Limited English Proficient	0	0	0	n/a	0	n/a
Economically Disadvantaged	0	2	2	100.00%	2	100.00%
Migrant	0	0	0	n/a	0	n/a
Title1	0	0	0	n/a	0	n/a
Homeless	0	0	0	n/a	0	n/a
Gifted and Talented	0	0	0	n/a	0	n/a
DISTRICT	TOTALS	(All	Schools)			
Students With Disabilities	0	0	0	n/a	0	n/a
Limited English Proficient	0	0	0	n/a	0	n/a
Economically Disadvantaged	0	2	2	100.00%	2	100.00%
Migrant	0	0	0	n/a	0	n/a
Title1	0	0	0	n/a	0	n/a
Homeless	0	0	0	n/a	0	n/a


2003-2004  
STATE

Colorado Department of Education

Student End of Year

1-Year GRADUATION RATE BY SCHOOL AND IPST CATEGORY

	GRAD BASE ADJUSTMENTS	GRADUATION BASE	GRADUATES	GRADUATION RATE	COMPLETERS	COMPLETION RATE
Gifted and Talented	0	0	0	n/a	0	n/a
District:	1860	BUFFALO	RE-4			
#1	5806	Merino	Junior	Senior	High	School
Students With Disabilities	0	4	3	75.00%	3	75.00%
Limited English Proficient	0	0	0	n/a	0	n/a
Economically Disadvantaged	0	6	5	83.30%	5	83.30%
Migrant	0	0	0	n/a	0	n/a
Title1	0	0	0	n/a	0	n/a
Homeless	0	0	0	n/a	0	n/a
Gifted and Talented	0	0	0	n/a	0	n/a
DISTRICT	TOTALS	(All	Schools)			
Students With Disabilities	0	4	3	75.00%	3	75.00%
Limited English Proficient	0	0	0	n/a	0	n/a
Economically Disadvantaged	0	6	5	83.30%	5	83.30%
Migrant	0	0	0	n/a	0	n/a
Title1	0	0	0	n/a	0	n/a
Homeless	0	0	0	n/a	0	n/a
Gifted and Talented	0	0	0	n/a	0	n/a
District:	1870	PLATEAU	RE-5			
#1	6838	Peetz	Junior-Senior	High	School	
Students With Disabilities	0	2	2	100.00%	2	100.00%
Limited English Proficient	0	0	0	n/a	0	n/a
Economically Disadvantaged	0	5	5	100.00%	5	100.00%
Migrant	0	0	0	n/a	0	n/a
Title1	0	0	0	n/a	0	n/a
Homeless	0	0	0	n/a	0	n/a
Gifted and Talented	0	0	0	n/a	0	n/a



2003-2004  
STATE

Colorado Department of Education  
Student End of Year  
1-Year GRADUATION RATE BY SCHOOL AND IPST CATEGORY

DISTRICT	GRAD BASE ADJUSTMENTS	GRADUATION BASE	GRADUATES	GRADUATION RATE	COMPLETERS	COMPLETION RATE
TOTALS	(All	Schools)				
Students With Disabilities	0	2	2	100.00%	2	100.00%
Limited English Proficient	0	0	0	n/a	0	n/a
Economically Disadvantaged	0	5	5	100.00%	5	100.00%
Migrant	0	0	0	n/a	0	n/a
Title1	0	0	0	n/a	0	n/a
Homeless	0	0	0	n/a	0	n/a
Gifted and Talented	0	0	0	n/a	0	n/a
COUNTY :	39					
District:	1980 DE					
#1	2126	De				
Students With Disabilities	0	4	4	100.00%	4	100.00%
Limited English Proficient	0	0	0	n/a	0	n/a
Economically Disadvantaged	0	3	3	100.00%	3	100.00%
Migrant	0	0	0	n/a	0	n/a
Title1	0	0	0	n/a	0	n/a
Homeless	0	0	0	n/a	0	n/a
Gifted and Talented	0	0	0	n/a	0	n/a
DISTRICT	TOTALS	(All	Schools)			
Students With Disabilities	0	4	4	100.00%	4	100.00%
Limited English Proficient	0	0	0	n/a	0	n/a
Economically Disadvantaged	0	3	3	100.00%	3	100.00%
Migrant	0	0	0	n/a	0	n/a
Title1	0	0	0	n/a	0	n/a
Homeless	0	0	0	n/a	0	n/a
Gifted and Talented	0	0	0	n/a	0	n/a
District:	1990 PLATEAU	VALLEY		50		

2003-2004  
STATE

Colorado Department of Education  
Student End of Year  
1-Year GRADUATION RATE BY SCHOOL AND IPST CATEGORY

	GRAD BASE ADJUSTMENTS	GRADUATION BASE	GRADUATES	GRADUATION RATE	COMPLETERS	COMPLETION RATE
#1#4	3582	Grand	Mesa	High	School	
Students With Disabilities	0	3	0	0.00%	2	66.70%
Limited English Proficient	0	0	0	n/a	0	n/a
Economically Disadvantaged	0	0	0	n/a	0	n/a
Migrant	0	0	0	n/a	0	n/a
Title1	0	0	0	n/a	0	n/a
Homeless	0	0	0	n/a	0	n/a
Gifted and Talented	0	0	0	n/a	0	n/a
#1	7032	Plateau	Valley	High	School	
Students With Disabilities	0	4	4	100.00%	4	100.00%
Limited English Proficient	0	0	0	n/a	0	n/a
Economically Disadvantaged	0	9	9	100.00%	9	100.00%
Migrant	0	0	0	n/a	0	n/a
Title1	0	0	0	n/a	0	n/a
Homeless	0	0	0	n/a	0	n/a
Gifted and Talented	0	0	0	n/a	0	n/a
DISTRICT	TOTALS	(All	Schools)			
Students With Disabilities	0	7	4	57.10%	6	85.70%
Limited English Proficient	0	0	0	n/a	0	n/a
Economically Disadvantaged	0	9	9	100.00%	9	100.00%
Migrant	0	0	0	n/a	0	n/a
Title1	0	0	0	n/a	0	n/a
Homeless	0	0	0	n/a	0	n/a
Gifted and Talented	0	0	0	n/a	0	n/a
District:		2000 MESA	COUNTY	VALLEY	51	
#1	1450	Central	High	School		
Students With Disabilities	0	35	34	97.10%	34	97.10%


2003-2004  
STATE

Colorado Department of Education

Student End of Year

1-Year GRADUATION RATE BY SCHOOL AND IPST CATEGORY

	GRAD BASE ADJUSTMENTS	GRADUATION BASE	GRADUATES	GRADUATION RATE	COMPLETERS	COMPLETION RATE
Limited English Proficient	0	4	4	100.00%	4	100.00%
Economically Disadvantaged	0	69	67	97.10%	67	97.10%
Migrant	0	1	1	100.00%	1	100.00%
Title1	0	0	0	n/a	0	n/a
Homeless	0	2	2	100.00%	2	100.00%
Gifted and Talented	0	0	0	n/a	0	n/a
#1#4	2128	Deep	River	School		
Students With Disabilities	0	0	0	n/a	0	n/a
Limited English Proficient	0	0	0	n/a	0	n/a
Economically Disadvantaged	0	0	0	n/a	0	n/a
Migrant	0	0	0	n/a	0	n/a
Title1	0	0	0	n/a	0	n/a
Homeless	0	0	0	n/a	0	n/a
Gifted and Talented	0	0	0	n/a	0	n/a
#1	3350	Gateway	School			
Students With Disabilities	0	0	0	n/a	0	n/a
Limited English Proficient	0	0	0	n/a	0	n/a
Economically Disadvantaged	0	0	0	n/a	0	n/a
Migrant	0	0	0	n/a	0	n/a
Title1	0	0	0	n/a	0	n/a
Homeless	0	0	0	n/a	0	n/a
Gifted and Talented	0	0	0	n/a	0	n/a
#1	3570	Grand	Junction	High	School	
Students With Disabilities	0	39	35	89.70%	35	89.70%
Limited English Proficient	0	6	6	100.00%	6	100.00%
Economically Disadvantaged	0	63	60	95.20%	60	95.20%
Migrant	0	1	1	100.00%	1	100.00%





2003-2004		Colorado Department of Education					
STATE		Student End of Year					
		1-Year GRADUATION RATE BY SCHOOL AND IPST CATEGORY					
		GRAD BASE ADJUSTMENTS	GRADUATION BASE	GRADUATES	GRADUATION RATE	COMPLETERS	COMPLETION RATE
Title1		0	0	0	n/a	0	n/a
Homeless		0	5	5	100.00%	5	100.00%
Gifted and Talented		0	0	0	n/a	0	n/a
#1	6070	Fruita	Monument	High		School	
Students With Disabilities		0	37	35	94.60%	35	94.60%
Limited English Proficient		0	2	1	50.00%	1	50.00%
Economically Disadvantaged		0	51	48	94.10%	48	94.10%
Migrant		0	1	0	0.00%	0	0.00%
Title1		0	0	0	n/a	0	n/a
Homeless		0	2	1	50.00%	1	50.00%
Gifted and Talented		0	0	0	n/a	0	n/a
#1#5*	6472	Career	Center				
Students With Disabilities		0	0	0	n/a	0	n/a
Limited English Proficient		0	0	0	n/a	0	n/a
Economically Disadvantaged		0	0	0	n/a	0	n/a
Migrant		0	0	0	n/a	0	n/a
Title1		0	0	0	n/a	0	n/a
Homeless		0	0	0	n/a	0	n/a
Gifted and Talented		0	0	0	n/a	0	n/a
#1	6666	Palisade	High	School			
Students With Disabilities		0	19	16	84.20%	16	84.20%
Limited English Proficient		0	1	1	100.00%	1	100.00%
Economically Disadvantaged		0	62	55	88.70%	55	88.70%
Migrant		0	0	0	n/a	0	n/a
Title1		0	0	0	n/a	0	n/a
Homeless		0	3	3	100.00%	3	100.00%
Gifted and Talented		0	0	0	n/a	0	n/a

Colorado Department of Education


2003-2004

Student End of Year

STATE

1-Year GRADUATION RATE BY SCHOOL AND IPST CATEGORY

	GRAD BASE ADJUSTMENTS	GRADUATION BASE	GRADUATES	GRADUATION RATE	COMPLETERS	COMPLETION RATE	
#1#4	7236	R-5	High	School			
Students With Disabilities		0	5	2	40.00%	2	40.00%
Limited English Proficient		0	0	0	n/a	0	n/a
Economically Disadvantaged		0	22	19	86.40%	19	86.40%
Migrant		0	0	0	n/a	0	n/a
Title1		0	0	0	n/a	0	n/a
Homeless		0	2	2	100.00%	2	100.00%
Gifted and Talented		0	0	0	n/a	0	n/a
#1#4#5*	7699	School	Without	Walls			
Students With Disabilities		0	0	0	n/a	0	n/a
Limited English Proficient		0	0	0	n/a	0	n/a
Economically Disadvantaged		0	0	0	n/a	0	n/a
Migrant		0	0	0	n/a	0	n/a
Title1		0	0	0	n/a	0	n/a
Homeless		0	0	0	n/a	0	n/a
Gifted and Talented		0	0	0	n/a	0	n/a
#1#5*	9034	Valley	School				
Students With Disabilities		0	0	0	n/a	0	n/a
Limited English Proficient		0	0	0	n/a	0	n/a
Economically Disadvantaged		0	0	0	n/a	0	n/a
Migrant		0	0	0	n/a	0	n/a
Title1		0	0	0	n/a	0	n/a
Homeless		0	0	0	n/a	0	n/a
Gifted and Talented		0	0	0	n/a	0	n/a
DISTRICT	TOTALS	(All	Schools)				
Students With Disabilities		0	135	122	90.40%	122	90.40%
Limited English Proficient		0	13	12	92.30%	12	92.30%



Colorado Department of Education

2003-2004

Student End of Year

STATE

1-Year GRADUATION RATE BY SCHOOL AND IPST CATEGORY

		GRAD BASE ADJUSTMENTS	GRADUATION BASE	GRADUATES	GRADUATION RATE	COMPLETERS	COMPLETION RATE
Economically Disadvantaged		0	267	249	93.30%	249	93.30%
Migrant		0	3	2	66.70%	2	66.70%
Title1		0	0	0	n/a	0	n/a
Homeless		0	14	13	92.90%	13	92.90%
Gifted and Talented		0	0	0	n/a	0	n/a
COUNTY	:	40		MINERAL			
District:		2010 CREEDE		CONSOLIDAT	1		
#1	1966	Creede		Junior-Senior	High	School	
Students With Disabilities		0	3	3	100.00%	3	100.00%
Limited English Proficient		0	0	0	n/a	0	n/a
Economically Disadvantaged		0	1	1	100.00%	1	100.00%
Migrant		0	0	0	n/a	0	n/a
Title1		0	0	0	n/a	0	n/a
Homeless		0	0	0	n/a	0	n/a
Gifted and Talented		0	0	0	n/a	0	n/a
DISTRICT	TOTALS	(All		Schools)			
Students With Disabilities		0	3	3	100.00%	3	100.00%
Limited English Proficient		0	0	0	n/a	0	n/a
Economically Disadvantaged		0	1	1	100.00%	1	100.00%
Migrant		0	0	0	n/a	0	n/a
Title1		0	0	0	n/a	0	n/a
Homeless		0	0	0	n/a	0	n/a
Gifted and Talented		0	0	0	n/a	0	n/a
COUNTY	:	41		MOFFAT			
District:		2020 MOFFAT		COUNTY	RE:NO	1	
#1	5962	Moffat		County	High	School	
Students With Disabilities		0	10	6	60.00%	6	60.00%

2003-2004  
STATE

Colorado Department of Education  
Student End of Year  
1-Year GRADUATION RATE BY SCHOOL AND IPST CATEGORY

	GRAD BASE ADJUSTMENTS	GRADUATION BASE	GRADUATES	GRADUATION RATE	COMPLETERS	COMPLETION RATE
Limited English Proficient	0	4	3	75.00%	3	75.00%
Economically Disadvantaged	0	13	12	92.30%	12	92.30%
Migrant	0	0	0	n/a	0	n/a
Title1	0	0	0	n/a	0	n/a
Homeless	0	0	0	n/a	0	n/a
Gifted and Talented	0	0	0	n/a	0	n/a
DISTRICT	TOTALS	(All	Schools)			
Students With Disabilities	0	10	6	60.00%	6	60.00%
Limited English Proficient	0	4	3	75.00%	3	75.00%
Economically Disadvantaged	0	13	12	92.30%	12	92.30%
Migrant	0	0	0	n/a	0	n/a
Title1	0	0	0	n/a	0	n/a
Homeless	0	0	0	n/a	0	n/a
Gifted and Talented	0	0	0	n/a	0	n/a
COUNTY	:	42	MONTEZUMA			
District:		2035	MONTEZUMA-CRE-1			
#1	6026	Montezuma-Cort High	School			
Students With Disabilities	0	22	19	86.40%	19	86.40%
Limited English Proficient	0	53	45	84.90%	45	84.90%
Economically Disadvantaged	0	26	22	84.60%	22	84.60%
Migrant	0	0	0	n/a	0	n/a
Title1	0	0	0	n/a	0	n/a
Homeless	0	0	0	n/a	0	n/a
Gifted and Talented	0	22	22	100.00%	22	100.00%
#1#4	8133	Southwest	Open	Charter	School	
Students With Disabilities	0	1	0	0.00%	0	0.00%
Limited English Proficient	0	0	0	n/a	0	n/a

2003-2004		Colorado Department of Education					
STATE		Student End of Year					
		1-Year GRADUATION RATE BY SCHOOL AND IPST CATEGORY					
		GRAD BASE ADJUSTMENTS	GRADUATION BASE	GRADUATES	GRADUATION RATE	COMPLETERS	COMPLETION RATE
Economically Disadvantaged		0	28	7	25.00%	7	25.00%
Migrant		0	0	0	n/a	0	n/a
Title1		0	0	0	n/a	0	n/a
Homeless		0	0	0	n/a	0	n/a
Gifted and Talented		0	0	0	n/a	0	n/a
DISTRICT	TOTALS	(All	Schools)				
Students With Disabilities		0	23	19	82.60%	19	82.60%
Limited English Proficient		0	53	45	84.90%	45	84.90%
Economically Disadvantaged		0	54	29	53.70%	29	53.70%
Migrant		0	0	0	n/a	0	n/a
Title1		0	0	0	n/a	0	n/a
Homeless		0	0	0	n/a	0	n/a
Gifted and Talented		0	22	22	100.00%	22	100.00%
District:		2055	DOLORES	RE-4A			
#1	2208		Dolores	High	School		
Students With Disabilities		0	6	5	83.30%	5	83.30%
Limited English Proficient		0	0	0	n/a	0	n/a
Economically Disadvantaged		0	11	11	100.00%	11	100.00%
Migrant		0	0	0	n/a	0	n/a
Title1		0	0	0	n/a	0	n/a
Homeless		0	0	0	n/a	0	n/a
Gifted and Talented		0	0	0	n/a	0	n/a
DISTRICT	TOTALS	(All	Schools)				
Students With Disabilities		0	6	5	83.30%	5	83.30%
Limited English Proficient		0	0	0	n/a	0	n/a
Economically Disadvantaged		0	11	11	100.00%	11	100.00%
Migrant		0	0	0	n/a	0	n/a

Colorado Department of Education							
Student End of Year							
2003-2004							
STATE							
1-Year GRADUATION RATE BY SCHOOL AND IPST CATEGORY							
	GRAD BASE	GRADUATION		GRADUATION		COMPLETION	
	ADJUSTMENTS	BASE	GRADUATES	RATE	COMPLETERS	RATE	
Title1	0	0	0	n/a	0	n/a	
Homeless	0	0	0	n/a	0	n/a	
Gifted and Talented	0	0	0	n/a	0	n/a	
District:	2070	MANCOS	RE-6				
#1	5452	Mancos	High	School			
Students With Disabilities	0	3	3	100.00%	3	100.00%	
Limited English Proficient	0	0	0	n/a	0	n/a	
Economically Disadvantaged	0	12	12	100.00%	12	100.00%	
Migrant	0	0	0	n/a	0	n/a	
Title1	0	0	0	n/a	0	n/a	
Homeless	0	0	0	n/a	0	n/a	
Gifted and Talented	0	0	0	n/a	0	n/a	
DISTRICT	TOTALS	(All	Schools)				
Students With Disabilities	0	3	3	100.00%	3	100.00%	
Limited English Proficient	0	0	0	n/a	0	n/a	
Economically Disadvantaged	0	12	12	100.00%	12	100.00%	
Migrant	0	0	0	n/a	0	n/a	
Title1	0	0	0	n/a	0	n/a	
Homeless	0	0	0	n/a	0	n/a	
Gifted and Talented	0	0	0	n/a	0	n/a	
COUNTY	:	43	MONTROSE				
District:	2180	MONTROSE	COUNTY	RE-1J			
#1*	1392	Centennial	Middle	School			
Students With Disabilities	0	0	0	n/a	0	n/a	
Limited English Proficient	0	0	0	n/a	0	n/a	
Economically Disadvantaged	0	0	0	n/a	0	n/a	
Migrant	0	0	0	n/a	0	n/a	

2003-2004		Colorado Department of Education					
STATE		Student End of Year					
		1-Year GRADUATION RATE BY SCHOOL AND IPST CATEGORY					
		GRAD BASE ADJUSTMENTS	GRADUATION BASE	GRADUATES	GRADUATION RATE	COMPLETERS	COMPLETION RATE
Title1		0	0	0	n/a	0	n/a
Homeless		0	0	0	n/a	0	n/a
Gifted and Talented		0	0	0	n/a	0	n/a
#1	6058		Montrose	High	School		
Students With Disabilities		0	30	29	96.70%	29	96.70%
Limited English Proficient		0	8	6	75.00%	6	75.00%
Economically Disadvantaged		0	38	33	86.80%	33	86.80%
Migrant		0	0	0	n/a	0	n/a
Title1		0	0	0	n/a	0	n/a
Homeless		0	0	0	n/a	0	n/a
Gifted and Talented		0	10	10	100.00%	10	100.00%
#1#4	6059		Vista	Adult	High	School	
Students With Disabilities		0	5	2	40.00%	3	60.00%
Limited English Proficient		0	0	0	n/a	0	n/a
Economically Disadvantaged		0	7	4	57.10%	5	71.40%
Migrant		0	0	0	n/a	0	n/a
Title1		0	0	0	n/a	0	n/a
Homeless		0	0	0	n/a	0	n/a
Gifted and Talented		0	0	0	n/a	0	n/a
#1	6494		Olathe	High	School		
Students With Disabilities		0	8	7	87.50%	7	87.50%
Limited English Proficient		0	9	9	100.00%	9	100.00%
Economically Disadvantaged		0	28	27	96.40%	27	96.40%
Migrant		0	5	5	100.00%	5	100.00%
Title1		0	0	0	n/a	0	n/a
Homeless		0	0	0	n/a	0	n/a
Gifted and Talented		0	1	1	100.00%	1	100.00%

2003-2004  
STATE

Colorado Department of Education

Student End of Year

1-Year GRADUATION RATE BY SCHOOL AND IPST CATEGORY

	GRAD BASE ADJUSTMENTS	GRADUATION BASE	GRADUATES	GRADUATION RATE	COMPLETERS	COMPLETION RATE
#1#4	6807	Passage	Charter	School		
Students With Disabilities	0	1	1	100.00%	1	100.00%
Limited English Proficient	0	0	0	n/a	0	n/a
Economically Disadvantaged	0	7	3	42.90%	3	42.90%
Migrant	0	0	0	n/a	0	n/a
Title1	0	7	3	42.90%	3	42.90%
Homeless	0	0	0	n/a	0	n/a
Gifted and Talented	0	0	0	n/a	0	n/a
DISTRICT	TOTALS	(All	Schools)			
Students With Disabilities	0	44	39	88.60%	40	90.90%
Limited English Proficient	0	17	15	88.20%	15	88.20%
Economically Disadvantaged	0	80	67	83.80%	68	85.00%
Migrant	0	5	5	100.00%	5	100.00%
Title1	0	7	3	42.90%	3	42.90%
Homeless	0	0	0	n/a	0	n/a
Gifted and Talented	0	11	11	100.00%	11	100.00%
District:	2190	WEST	END	RE-2		
#1	6436	Nucla	High	School		
Students With Disabilities	0	0	0	n/a	0	n/a
Limited English Proficient	0	0	0	n/a	0	n/a
Economically Disadvantaged	0	4	4	100.00%	4	100.00%
Migrant	0	0	0	n/a	0	n/a
Title1	0	0	0	n/a	0	n/a
Homeless	0	0	0	n/a	0	n/a
Gifted and Talented	0	0	0	n/a	0	n/a
#1#4	9395	West	End	Charter	Learning	Center
Students With Disabilities	0	0	0	n/a	0	n/a



2003-2004  
STATE

Colorado Department of Education  
Student End of Year  
1-Year GRADUATION RATE BY SCHOOL AND IPST CATEGORY

	GRAD BASE ADJUSTMENTS	GRADUATION BASE	GRADUATES	GRADUATION RATE	COMPLETERS	COMPLETION RATE
Limited English Proficient	0	0	0	n/a	0	n/a
Economically Disadvantaged	0	1	1	100.00%	1	100.00%
Migrant	0	0	0	n/a	0	n/a
Title1	0	0	0	n/a	0	n/a
Homeless	0	0	0	n/a	0	n/a
Gifted and Talented	0	0	0	n/a	0	n/a
DISTRICT TOTALS (All Schools)						
Students With Disabilities	0	0	0	n/a	0	n/a
Limited English Proficient	0	0	0	n/a	0	n/a
Economically Disadvantaged	0	5	5	100.00%	5	100.00%
Migrant	0	0	0	n/a	0	n/a
Title1	0	0	0	n/a	0	n/a
Homeless	0	0	0	n/a	0	n/a
Gifted and Talented	0	0	0	n/a	0	n/a
COUNTY : 44 MORGAN						
District: 2395 BRUSH RE-2(J)						
#1 1096 Brush High School						
Students With Disabilities	0	7	6	85.70%	6	85.70%
Limited English Proficient	0	1	0	0.00%	1	100.00%
Economically Disadvantaged	0	21	20	95.20%	21	100.00%
Migrant	0	1	1	100.00%	1	100.00%
Title1	0	0	0	n/a	0	n/a
Homeless	0	0	0	n/a	0	n/a
Gifted and Talented	0	4	4	100.00%	4	100.00%
DISTRICT TOTALS (All Schools)						
Students With Disabilities	0	7	6	85.70%	6	85.70%
Limited English Proficient	0	1	0	0.00%	1	100.00%

2003-2004  
STATE

Colorado Department of Education  
Student End of Year  
1-Year GRADUATION RATE BY SCHOOL AND IPST CATEGORY

		GRAD BASE ADJUSTMENTS	GRADUATION BASE	GRADUATES	GRADUATION RATE	COMPLETERS	COMPLETION RATE
Economically Disadvantaged		0	21	20	95.20%	21	100.00%
Migrant		0	1	1	100.00%	1	100.00%
Title1		0	0	0	n/a	0	n/a
Homeless		0	0	0	n/a	0	n/a
Gifted and Talented		0	4	4	100.00%	4	100.00%
District:		2405	FORT	MORGAN	RE-3		
#1	3078		Fort	Morgan	High	School	
Students With Disabilities		0	13	9	69.20%	13	100.00%
Limited English Proficient		0	10	9	90.00%	9	90.00%
Economically Disadvantaged		0	63	49	77.80%	61	96.80%
Migrant		0	3	3	100.00%	3	100.00%
Title1		0	0	0	n/a	0	n/a
Homeless		0	3	3	100.00%	3	100.00%
Gifted and Talented		0	37	37	100.00%	37	100.00%
#1#4	5180		Lincoln	High	School		
Students With Disabilities		0	4	4	100.00%	4	100.00%
Limited English Proficient		0	0	0	n/a	0	n/a
Economically Disadvantaged		0	18	14	77.80%	14	77.80%
Migrant		0	0	0	n/a	0	n/a
Title1		0	0	0	n/a	0	n/a
Homeless		0	0	0	n/a	0	n/a
Gifted and Talented		0	0	0	n/a	0	n/a
DISTRICT	TOTALS		(All	Schools)			
Students With Disabilities		0	17	13	76.50%	17	100.00%
Limited English Proficient		0	10	9	90.00%	9	90.00%
Economically Disadvantaged		0	81	63	77.80%	75	92.60%
Migrant		0	3	3	100.00%	3	100.00%

2003-2004  
STATE

Colorado Department of Education

Student End of Year

1-Year GRADUATION RATE BY SCHOOL AND IPST CATEGORY

		GRAD BASE ADJUSTMENTS	GRADUATION BASE	GRADUATES	GRADUATION RATE	COMPLETERS	COMPLETION RATE
Title1		0	0	0	n/a	0	n/a
Homeless		0	3	3	100.00%	3	100.00%
Gifted and Talented		0	37	37	100.00%	37	100.00%
District:		2505	WELDON	VALLEY	RE-20(J)		
#1	9360		Weldon	Valley	High	School	
Students With Disabilities		0	2	1	50.00%	2	100.00%
Limited English Proficient		0	0	0	n/a	0	n/a
Economically Disadvantaged		0	5	4	80.00%	5	100.00%
Migrant		0	1	1	100.00%	1	100.00%
Title1		0	0	0	n/a	0	n/a
Homeless		0	0	0	n/a	0	n/a
Gifted and Talented		0	1	1	100.00%	1	100.00%
DISTRICT	TOTALS		(All	Schools)			
Students With Disabilities		0	2	1	50.00%	2	100.00%
Limited English Proficient		0	0	0	n/a	0	n/a
Economically Disadvantaged		0	5	4	80.00%	5	100.00%
Migrant		0	1	1	100.00%	1	100.00%
Title1		0	0	0	n/a	0	n/a
Homeless		0	0	0	n/a	0	n/a
Gifted and Talented		0	1	1	100.00%	1	100.00%
District:		2515	WIGGINS	RE-50(J)			
#1	9582		Wiggins	Junior-Senior	High	School	
Students With Disabilities		0	1	1	100.00%	1	100.00%
Limited English Proficient		0	3	3	100.00%	3	100.00%
Economically Disadvantaged		0	11	11	100.00%	11	100.00%
Migrant		0	3	3	100.00%	3	100.00%
Title1		0	1	1	100.00%	1	100.00%

2003-2004  
STATE

Colorado Department of Education  
Student End of Year  
1-Year GRADUATION RATE BY SCHOOL AND IPST CATEGORY

	GRAD BASE ADJUSTMENTS	GRADUATION BASE	GRADUATES	GRADUATION RATE	COMPLETERS	COMPLETION RATE
Homeless	0	0	0	n/a	0	n/a
Gifted and Talented	0	0	0	n/a	0	n/a
DISTRICT	TOTALS	(All	Schools)			
Students With Disabilities	0	1	1	100.00%	1	100.00%
Limited English Proficient	0	3	3	100.00%	3	100.00%
Economically Disadvantaged	0	11	11	100.00%	11	100.00%
Migrant	0	3	3	100.00%	3	100.00%
Title1	0	1	1	100.00%	1	100.00%
Homeless	0	0	0	n/a	0	n/a
Gifted and Talented	0	0	0	n/a	0	n/a
COUNTY	:	45	OTERO			
District:	2520	EAST	OTERO	R-1		
#1	4844	La	Junta	High	School	
Students With Disabilities	0	10	10	100.00%	10	100.00%
Limited English Proficient	0	0	0	n/a	0	n/a
Economically Disadvantaged	0	35	34	97.10%	34	97.10%
Migrant	0	0	0	n/a	0	n/a
Title1	0	0	0	n/a	0	n/a
Homeless	0	0	0	n/a	0	n/a
Gifted and Talented	0	36	36	100.00%	36	100.00%
#1#4	8849	Tiger	Learning	Center		
Students With Disabilities	0	0	0	n/a	0	n/a
Limited English Proficient	0	0	0	n/a	0	n/a
Economically Disadvantaged	0	12	7	58.30%	7	58.30%
Migrant	0	0	0	n/a	0	n/a
Title1	0	0	0	n/a	0	n/a
Homeless	0	0	0	n/a	0	n/a

2003-2004  
STATE

Colorado Department of Education  
Student End of Year  
1-Year GRADUATION RATE BY SCHOOL AND IPST CATEGORY

	GRAD BASE ADJUSTMENTS	GRADUATION BASE	GRADUATES	GRADUATION RATE	COMPLETERS	COMPLETION RATE
Gifted and Talented	0	0	0	n/a	0	n/a
DISTRICT	TOTALS	(All	Schools)			
Students With Disabilities	0	10	10	100.00%	10	100.00%
Limited English Proficient	0	0	0	n/a	0	n/a
Economically Disadvantaged	0	47	41	87.20%	41	87.20%
Migrant	0	0	0	n/a	0	n/a
Title1	0	0	0	n/a	0	n/a
Homeless	0	0	0	n/a	0	n/a
Gifted and Talented	0	36	36	100.00%	36	100.00%
District:	2530	ROCKY	FORD	R-2		
#1#4#5*	0207	Alternative	School			
Students With Disabilities	0	0	0	n/a	0	n/a
Limited English Proficient	0	0	0	n/a	0	n/a
Economically Disadvantaged	0	0	0	n/a	0	n/a
Migrant	0	0	0	n/a	0	n/a
Title1	0	0	0	n/a	0	n/a
Homeless	0	0	0	n/a	0	n/a
Gifted and Talented	0	0	0	n/a	0	n/a
#1	7442	Rocky	Ford	High	School	
Students With Disabilities	0	0	0	n/a	0	n/a
Limited English Proficient	0	8	8	100.00%	8	100.00%
Economically Disadvantaged	0	22	21	95.50%	21	95.50%
Migrant	0	4	4	100.00%	4	100.00%
Title1	0	0	0	n/a	0	n/a
Homeless	0	0	0	n/a	0	n/a
Gifted and Talented	0	0	0	n/a	0	n/a
DISTRICT	TOTALS	(All	Schools)			

2003-2004  
STATE

Colorado Department of Education  
Student End of Year  
1-Year GRADUATION RATE BY SCHOOL AND IPST CATEGORY

	GRAD BASE ADJUSTMENTS	GRADUATION BASE	GRADUATES	GRADUATION RATE	COMPLETERS	COMPLETION RATE
Students With Disabilities	0	0	0	n/a	0	n/a
Limited English Proficient	0	8	8	100.00%	8	100.00%
Economically Disadvantaged	0	22	21	95.50%	21	95.50%
Migrant	0	4	4	100.00%	4	100.00%
Title1	0	0	0	n/a	0	n/a
Homeless	0	0	0	n/a	0	n/a
Gifted and Talented	0	0	0	n/a	0	n/a
District:		2535 MANZANOLA	3J			
#1	5506	Manzanola	Junior-Senior	High	School	
Students With Disabilities	0	0	0	n/a	0	n/a
Limited English Proficient	0	1	1	100.00%	1	100.00%
Economically Disadvantaged	0	10	10	100.00%	10	100.00%
Migrant	0	0	0	n/a	0	n/a
Title1	0	0	0	n/a	0	n/a
Homeless	0	0	0	n/a	0	n/a
Gifted and Talented	0	0	0	n/a	0	n/a
DISTRICT	TOTALS	(All	Schools)			
Students With Disabilities	0	0	0	n/a	0	n/a
Limited English Proficient	0	1	1	100.00%	1	100.00%
Economically Disadvantaged	0	10	10	100.00%	10	100.00%
Migrant	0	0	0	n/a	0	n/a
Title1	0	0	0	n/a	0	n/a
Homeless	0	0	0	n/a	0	n/a
Gifted and Talented	0	0	0	n/a	0	n/a
District:		2540 FOWLER	R-4J			
#1	3134	Fowler	High	School		
Students With Disabilities	0	1	1	100.00%	1	100.00%

2003-2004  
STATE

Colorado Department of Education  
Student End of Year  
1-Year GRADUATION RATE BY SCHOOL AND IPST CATEGORY

	GRAD BASE ADJUSTMENTS	GRADUATION BASE	GRADUATES	GRADUATION RATE	COMPLETERS	COMPLETION RATE
Limited English Proficient	0	0	0	n/a	0	n/a
Economically Disadvantaged	0	6	6	100.00%	6	100.00%
Migrant	0	0	0	n/a	0	n/a
Title1	0	0	0	n/a	0	n/a
Homeless	0	0	0	n/a	0	n/a
Gifted and Talented	0	0	0	n/a	0	n/a
DISTRICT TOTALS	(All	Schools)				
Students With Disabilities	0	1	1	100.00%	1	100.00%
Limited English Proficient	0	0	0	n/a	0	n/a
Economically Disadvantaged	0	6	6	100.00%	6	100.00%
Migrant	0	0	0	n/a	0	n/a
Title1	0	0	0	n/a	0	n/a
Homeless	0	0	0	n/a	0	n/a
Gifted and Talented	0	0	0	n/a	0	n/a
District:	2560	CHERAW	31			
#1	1546	Cheraw	High	School		
Students With Disabilities	0	0	0	n/a	0	n/a
Limited English Proficient	0	0	0	n/a	0	n/a
Economically Disadvantaged	0	6	6	100.00%	6	100.00%
Migrant	0	0	0	n/a	0	n/a
Title1	0	0	0	n/a	0	n/a
Homeless	0	0	0	n/a	0	n/a
Gifted and Talented	0	0	0	n/a	0	n/a
DISTRICT TOTALS	(All	Schools)				
Students With Disabilities	0	0	0	n/a	0	n/a
Limited English Proficient	0	0	0	n/a	0	n/a
Economically Disadvantaged	0	6	6	100.00%	6	100.00%

2003-2004  
STATE

Colorado Department of Education  
Student End of Year  
1-Year GRADUATION RATE BY SCHOOL AND IPST CATEGORY

	GRAD BASE ADJUSTMENTS	GRADUATION BASE	GRADUATES	GRADUATION RATE	COMPLETERS	COMPLETION RATE
Migrant	0	0	0	n/a	0	n/a
Title1	0	0	0	n/a	0	n/a
Homeless	0	0	0	n/a	0	n/a
Gifted and Talented	0	0	0	n/a	0	n/a
District:	2570	SWINK	33			
#1	8456	Swink	Junior-Senior	High	School	
Students With Disabilities	0	3	3	100.00%	3	100.00%
Limited English Proficient	0	0	0	n/a	0	n/a
Economically Disadvantaged	0	7	7	100.00%	7	100.00%
Migrant	0	0	0	n/a	0	n/a
Title1	0	0	0	n/a	0	n/a
Homeless	0	0	0	n/a	0	n/a
Gifted and Talented	0	0	0	n/a	0	n/a
DISTRICT	TOTALS	(All	Schools)			
Students With Disabilities	0	3	3	100.00%	3	100.00%
Limited English Proficient	0	0	0	n/a	0	n/a
Economically Disadvantaged	0	7	7	100.00%	7	100.00%
Migrant	0	0	0	n/a	0	n/a
Title1	0	0	0	n/a	0	n/a
Homeless	0	0	0	n/a	0	n/a
Gifted and Talented	0	0	0	n/a	0	n/a
COUNTY	:	46	OURAY			
District:	2580	OURAY	R-1			
#1	6600	Ouray	Senior	High	School	
Students With Disabilities	0	1	1	100.00%	1	100.00%
Limited English Proficient	0	1	1	100.00%	1	100.00%
Economically Disadvantaged	0	2	2	100.00%	2	100.00%




2003-2004  
STATE

Colorado Department of Education

Student End of Year

1-Year GRADUATION RATE BY SCHOOL AND IPST CATEGORY

	GRAD BASE ADJUSTMENTS	GRADUATION BASE	GRADUATES	GRADUATION RATE	COMPLETERS	COMPLETION RATE
Migrant	0	0	0	n/a	0	n/a
Title1	0	0	0	n/a	0	n/a
Homeless	0	0	0	n/a	0	n/a
Gifted and Talented	0	0	0	n/a	0	n/a
DISTRICT TOTALS	(All	Schools)				
Students With Disabilities	0	1	1	100.00%	1	100.00%
Limited English Proficient	0	1	1	100.00%	1	100.00%
Economically Disadvantaged	0	2	2	100.00%	2	100.00%
Migrant	0	0	0	n/a	0	n/a
Title1	0	0	0	n/a	0	n/a
Homeless	0	0	0	n/a	0	n/a
Gifted and Talented	0	0	0	n/a	0	n/a
District:	2590	RIDGWAY	R-2			
#1	7346	Ridgway	High	School		
Students With Disabilities	0	1	1	100.00%	1	100.00%
Limited English Proficient	0	0	0	n/a	0	n/a
Economically Disadvantaged	0	1	1	100.00%	1	100.00%
Migrant	0	0	0	n/a	0	n/a
Title1	0	0	0	n/a	0	n/a
Homeless	0	0	0	n/a	0	n/a
Gifted and Talented	0	0	0	n/a	0	n/a
DISTRICT TOTALS	(All	Schools)				
Students With Disabilities	0	1	1	100.00%	1	100.00%
Limited English Proficient	0	0	0	n/a	0	n/a
Economically Disadvantaged	0	1	1	100.00%	1	100.00%
Migrant	0	0	0	n/a	0	n/a
Title1	0	0	0	n/a	0	n/a



2003-2004  
STATE

Colorado Department of Education

Student End of Year

1-Year GRADUATION RATE BY SCHOOL AND IPST CATEGORY

	GRAD BASE ADJUSTMENTS	GRADUATION BASE	GRADUATES	GRADUATION RATE	COMPLETERS	COMPLETION RATE
Homeless	0	0	0	n/a	0	n/a
Gifted and Talented	0	0	0	n/a	0	n/a
COUNTY :	47	PARK				
District:	2600	PLATTE	CANYON	1		
#1	7046	Platte	Canyon	High	School	
Students With Disabilities	0	8	6	75.00%	6	75.00%
Limited English Proficient	0	0	0	n/a	0	n/a
Economically Disadvantaged	0	8	8	100.00%	8	100.00%
Migrant	0	0	0	n/a	0	n/a
Title1	0	0	0	n/a	0	n/a
Homeless	0	0	0	n/a	0	n/a
Gifted and Talented	0	12	12	100.00%	12	100.00%
DISTRICT TOTALS	(All	Schools)				
Students With Disabilities	0	8	6	75.00%	6	75.00%
Limited English Proficient	0	0	0	n/a	0	n/a
Economically Disadvantaged	0	8	8	100.00%	8	100.00%
Migrant	0	0	0	n/a	0	n/a
Title1	0	0	0	n/a	0	n/a
Homeless	0	0	0	n/a	0	n/a
Gifted and Talented	0	12	12	100.00%	12	100.00%
District:	2610	PARK	COUNTY	RE-2		
#1	8118	South	Park	High	School	
Students With Disabilities	0	3	3	100.00%	3	100.00%
Limited English Proficient	0	0	0	n/a	0	n/a
Economically Disadvantaged	0	7	4	57.10%	5	71.40%
Migrant	0	0	0	n/a	0	n/a
Title1	0	0	0	n/a	0	n/a

2003-2004  
STATE

Colorado Department of Education  
Student End of Year  
1-Year GRADUATION RATE BY SCHOOL AND IPST CATEGORY

	GRAD BASE ADJUSTMENTS	GRADUATION BASE	GRADUATES	GRADUATION RATE	COMPLETERS	COMPLETION RATE
Homeless	0	0	0	n/a	0	n/a
Gifted and Talented	0	0	0	n/a	0	n/a
DISTRICT	TOTALS	(All	Schools)			
Students With Disabilities	0	3	3	100.00%	3	100.00%
Limited English Proficient	0	0	0	n/a	0	n/a
Economically Disadvantaged	0	7	4	57.10%	5	71.40%
Migrant	0	0	0	n/a	0	n/a
Title1	0	0	0	n/a	0	n/a
Homeless	0	0	0	n/a	0	n/a
Gifted and Talented	0	0	0	n/a	0	n/a
COUNTY	:	48	PHILLIPS			
District:		2620 HOLYOKE	RE-1J			
#1	4080	Holyoke	Junior-Senior	High	School	
Students With Disabilities	0	5	5	100.00%	5	100.00%
Limited English Proficient	0	0	0	n/a	0	n/a
Economically Disadvantaged	0	8	8	100.00%	8	100.00%
Migrant	0	0	0	n/a	0	n/a
Title1	0	0	0	n/a	0	n/a
Homeless	0	0	0	n/a	0	n/a
Gifted and Talented	0	5	5	100.00%	5	100.00%
DISTRICT	TOTALS	(All	Schools)			
Students With Disabilities	0	5	5	100.00%	5	100.00%
Limited English Proficient	0	0	0	n/a	0	n/a
Economically Disadvantaged	0	8	8	100.00%	8	100.00%
Migrant	0	0	0	n/a	0	n/a
Title1	0	0	0	n/a	0	n/a
Homeless	0	0	0	n/a	0	n/a

2003-2004  
STATE

Colorado Department of Education

Student End of Year

1-Year GRADUATION RATE BY SCHOOL AND IPST CATEGORY

	GRAD BASE ADJUSTMENTS	GRADUATION BASE	GRADUATES	GRADUATION RATE	COMPLETERS	COMPLETION RATE
Gifted and Talented	0	5	5	100.00%	5	100.00%
District:	2630	HAXTUN	RE-2J			
#1	3850	Haxtun	High	School		
Students With Disabilities	0	1	1	100.00%	1	100.00%
Limited English Proficient	0	0	0	n/a	0	n/a
Economically Disadvantaged	0	6	6	100.00%	6	100.00%
Migrant	0	0	0	n/a	0	n/a
Title1	0	0	0	n/a	0	n/a
Homeless	0	0	0	n/a	0	n/a
Gifted and Talented	0	0	0	n/a	0	n/a
DISTRICT	TOTALS	(All	Schools)			
Students With Disabilities	0	1	1	100.00%	1	100.00%
Limited English Proficient	0	0	0	n/a	0	n/a
Economically Disadvantaged	0	6	6	100.00%	6	100.00%
Migrant	0	0	0	n/a	0	n/a
Title1	0	0	0	n/a	0	n/a
Homeless	0	0	0	n/a	0	n/a
Gifted and Talented	0	0	0	n/a	0	n/a
COUNTY	:	49	PITKIN			
District:	2640	ASPEN	1			
#1	0432	Aspen	High	School		
Students With Disabilities	0	5	5	100.00%	5	100.00%
Limited English Proficient	0	8	7	87.50%	7	87.50%
Economically Disadvantaged	0	1	1	100.00%	1	100.00%
Migrant	0	0	0	n/a	0	n/a
Title1	0	0	0	n/a	0	n/a
Homeless	0	0	0	n/a	0	n/a

2003-2004  
STATE

Colorado Department of Education  
Student End of Year  
1-Year GRADUATION RATE BY SCHOOL AND IPST CATEGORY

	GRAD BASE ADJUSTMENTS	GRADUATION BASE	GRADUATES	GRADUATION RATE	COMPLETERS	COMPLETION RATE
Gifted and Talented	0	0	0	n/a	0	n/a
DISTRICT TOTALS	(All	Schools)				
Students With Disabilities	0	5	5	100.00%	5	100.00%
Limited English Proficient	0	8	7	87.50%	7	87.50%
Economically Disadvantaged	0	1	1	100.00%	1	100.00%
Migrant	0	0	0	n/a	0	n/a
Title1	0	0	0	n/a	0	n/a
Homeless	0	0	0	n/a	0	n/a
Gifted and Talented	0	0	0	n/a	0	n/a
COUNTY :	50	PROWERS				
District:	2650	GRANADA	RE-1			
#1	3546	Granada	Undivided	High	School	
Students With Disabilities	0	0	0	n/a	0	n/a
Limited English Proficient	0	0	0	n/a	0	n/a
Economically Disadvantaged	0	8	7	87.50%	7	87.50%
Migrant	0	1	1	100.00%	1	100.00%
Title1	0	0	0	n/a	0	n/a
Homeless	0	0	0	n/a	0	n/a
Gifted and Talented	0	0	0	n/a	0	n/a
DISTRICT TOTALS	(All	Schools)				
Students With Disabilities	0	0	0	n/a	0	n/a
Limited English Proficient	0	0	0	n/a	0	n/a
Economically Disadvantaged	0	8	7	87.50%	7	87.50%
Migrant	0	1	1	100.00%	1	100.00%
Title1	0	0	0	n/a	0	n/a
Homeless	0	0	0	n/a	0	n/a
Gifted and Talented	0	0	0	n/a	0	n/a

2003-2004  
STATE

Colorado Department of Education

Student End of Year

1-Year GRADUATION RATE BY SCHOOL AND IPST CATEGORY

	GRAD BASE ADJUSTMENTS	GRADUATION BASE	GRADUATES	GRADUATION RATE	COMPLETERS	COMPLETION RATE
District:	2660	LAMAR	RE-2			
#1	4960	Lamar	High	School		
Students With Disabilities	0	10	10	100.00%	10	100.00%
Limited English Proficient	0	4	4	100.00%	4	100.00%
Economically Disadvantaged	0	19	18	94.70%	18	94.70%
Migrant	0	0	0	n/a	0	n/a
Title1	0	0	0	n/a	0	n/a
Homeless	0	1	1	100.00%	1	100.00%
Gifted and Talented	0	16	16	100.00%	16	100.00%
#1#4	7185	Project	Acquire			
Students With Disabilities	0	0	0	n/a	0	n/a
Limited English Proficient	0	0	0	n/a	0	n/a
Economically Disadvantaged	0	2	0	0.00%	0	0.00%
Migrant	0	0	0	n/a	0	n/a
Title1	0	0	0	n/a	0	n/a
Homeless	0	1	0	0.00%	0	0.00%
Gifted and Talented	0	0	0	n/a	0	n/a
DISTRICT	TOTALS	(All	Schools)			
Students With Disabilities	0	10	10	100.00%	10	100.00%
Limited English Proficient	0	4	4	100.00%	4	100.00%
Economically Disadvantaged	0	21	18	85.70%	18	85.70%
Migrant	0	0	0	n/a	0	n/a
Title1	0	0	0	n/a	0	n/a
Homeless	0	2	1	50.00%	1	50.00%
Gifted and Talented	0	16	16	100.00%	16	100.00%
District:	2670	HOLLY	RE-3			
#1	4058	Holly	Junior-Senior	High	School	

2003-2004  
STATE

Colorado Department of Education  
Student End of Year  
1-Year GRADUATION RATE BY SCHOOL AND IPST CATEGORY

	GRAD BASE ADJUSTMENTS	GRADUATION BASE	GRADUATES	GRADUATION RATE	COMPLETERS	COMPLETION RATE
Students With Disabilities	0	2	2	100.00%	2	100.00%
Limited English Proficient	0	0	0	n/a	0	n/a
Economically Disadvantaged	0	16	15	93.80%	16	100.00%
Migrant	0	0	0	n/a	0	n/a
Title1	0	0	0	n/a	0	n/a
Homeless	0	0	0	n/a	0	n/a
Gifted and Talented	0	0	0	n/a	0	n/a
DISTRICT TOTALS	(All	Schools)				
Students With Disabilities	0	2	2	100.00%	2	100.00%
Limited English Proficient	0	0	0	n/a	0	n/a
Economically Disadvantaged	0	16	15	93.80%	16	100.00%
Migrant	0	0	0	n/a	0	n/a
Title1	0	0	0	n/a	0	n/a
Homeless	0	0	0	n/a	0	n/a
Gifted and Talented	0	0	0	n/a	0	n/a
District:	2680	WILEY	RE-13	JT		
#1	9608	Wiley	Junior-Senior	High	School	
Students With Disabilities	0	4	4	100.00%	4	100.00%
Limited English Proficient	0	2	2	100.00%	2	100.00%
Economically Disadvantaged	0	8	8	100.00%	8	100.00%
Migrant	0	0	0	n/a	0	n/a
Title1	0	0	0	n/a	0	n/a
Homeless	0	0	0	n/a	0	n/a
Gifted and Talented	0	0	0	n/a	0	n/a
DISTRICT TOTALS	(All	Schools)				
Students With Disabilities	0	4	4	100.00%	4	100.00%
Limited English Proficient	0	2	2	100.00%	2	100.00%

Colorado Department of Education


2003-2004

Student End of Year

STATE

1-Year GRADUATION RATE BY SCHOOL AND IPST CATEGORY

		GRAD BASE ADJUSTMENTS	GRADUATION BASE	GRADUATES	GRADUATION RATE	COMPLETERS	COMPLETION RATE
Economically Disadvantaged		0	8	8	100.00%	8	100.00%
Migrant		0	0	0	n/a	0	n/a
Title1		0	0	0	n/a	0	n/a
Homeless		0	0	0	n/a	0	n/a
Gifted and Talented		0	0	0	n/a	0	n/a
COUNTY	:	51	PUEBLO				
District:		2690	PUEBLO	CITY	60		
#1#5*	0023	E		&	E	Program	
Students With Disabilities		0	0	0	n/a	0	n/a
Limited English Proficient		0	0	0	n/a	0	n/a
Economically Disadvantaged		0	0	0	n/a	0	n/a
Migrant		0	0	0	n/a	0	n/a
Title1		0	0	0	n/a	0	n/a
Homeless		0	0	0	n/a	0	n/a
Gifted and Talented		0	0	0	n/a	0	n/a
#1	1402	Centennial	High		School		
Students With Disabilities		0	6	6	100.00%	6	100.00%
Limited English Proficient		0	14	12	85.70%	12	85.70%
Economically Disadvantaged		0	67	64	95.50%	64	95.50%
Migrant		0	0	0	n/a	0	n/a
Title1		0	3	0	0.00%	0	0.00%
Homeless		0	0	0	n/a	0	n/a
Gifted and Talented		0	3	3	100.00%	3	100.00%
#1	1454	Central	High		School		
Students With Disabilities		0	12	9	75.00%	9	75.00%
Limited English Proficient		0	13	12	92.30%	12	92.30%
Economically Disadvantaged		0	85	79	92.90%	79	92.90%





2003-2004  
STATE

Colorado Department of Education

Student End of Year

1-Year GRADUATION RATE BY SCHOOL AND IPST CATEGORY

	GRAD BASE ADJUSTMENTS	GRADUATION BASE	GRADUATES	GRADUATION RATE	COMPLETERS	COMPLETION RATE
Migrant	0	0	0	n/a	0	n/a
Title1	0	2	0	0.00%	0	0.00%
Homeless	0	1	0	0.00%	0	0.00%
Gifted and Talented	0	1	1	100.00%	1	100.00%
#1	1872	Community	Transition	House		
Students With Disabilities	0	30	29	96.70%	29	96.70%
Limited English Proficient	0	3	3	100.00%	3	100.00%
Economically Disadvantaged	0	5	5	100.00%	5	100.00%
Migrant	0	0	0	n/a	0	n/a
Title1	0	0	0	n/a	0	n/a
Homeless	0	0	0	n/a	0	n/a
Gifted and Talented	0	0	0	n/a	0	n/a
#1	2394	East	High	School		
Students With Disabilities	0	8	6	75.00%	6	75.00%
Limited English Proficient	0	11	11	100.00%	11	100.00%
Economically Disadvantaged	0	69	62	89.90%	62	89.90%
Migrant	0	1	1	100.00%	1	100.00%
Title1	0	3	0	0.00%	0	0.00%
Homeless	0	0	0	n/a	0	n/a
Gifted and Talented	0	0	0	n/a	0	n/a
#1#4#5*	4675	Keating	Keep			
Students With Disabilities	0	0	0	n/a	0	n/a
Limited English Proficient	0	0	0	n/a	0	n/a
Economically Disadvantaged	0	0	0	n/a	0	n/a
Migrant	0	0	0	n/a	0	n/a
Title1	0	0	0	n/a	0	n/a
Homeless	0	0	0	n/a	0	n/a

2003-2004  
STATE

Colorado Department of Education

Student End of Year

1-Year GRADUATION RATE BY SCHOOL AND IPST CATEGORY

	GRAD BASE ADJUSTMENTS	GRADUATION BASE	GRADUATES	GRADUATION RATE	COMPLETERS	COMPLETION RATE	
Gifted and Talented		0	0	0	n/a	0	n/a
#1*	7209	Pueblo Charter School For The Arts & Sciences					
Students With Disabilities		0	0	0	n/a	0	n/a
Limited English Proficient		0	0	0	n/a	0	n/a
Economically Disadvantaged		0	0	0	n/a	0	n/a
Migrant		0	0	0	n/a	0	n/a
Title1		0	0	0	n/a	0	n/a
Homeless		0	0	0	n/a	0	n/a
Gifted and Talented		0	0	0	n/a	0	n/a
#1#4	7748	Keating	Continuing	Education			
Students With Disabilities		0	1	0	0.00%	0	0.00%
Limited English Proficient		0	1	0	0.00%	0	0.00%
Economically Disadvantaged		0	16	0	0.00%	1	6.30%
Migrant		0	0	0	n/a	0	n/a
Title1		0	4	0	0.00%	0	0.00%
Homeless		0	0	0	n/a	0	n/a
Gifted and Talented		0	0	0	n/a	0	n/a
#1	8082	South	High	School			
Students With Disabilities		0	10	9	90.00%	9	90.00%
Limited English Proficient		0	5	4	80.00%	4	80.00%
Economically Disadvantaged		0	62	56	90.30%	56	90.30%
Migrant		0	0	0	n/a	0	n/a
Title1		0	3	0	0.00%	0	0.00%
Homeless		0	0	0	n/a	0	n/a
Gifted and Talented		0	1	1	100.00%	1	100.00%
#1	9785	Youth	&	Family	Academy	Charter	
Students With Disabilities		0	2	1	50.00%	1	50.00%

2003-2004  
STATE

Colorado Department of Education  
Student End of Year  
1-Year GRADUATION RATE BY SCHOOL AND IPST CATEGORY

	GRAD BASE ADJUSTMENTS	GRADUATION BASE	GRADUATES	GRADUATION RATE	COMPLETERS	COMPLETION RATE
Limited English Proficient	0	0	0	n/a	0	n/a
Economically Disadvantaged	0	6	4	66.70%	4	66.70%
Migrant	0	0	0	n/a	0	n/a
Title1	0	1	0	0.00%	0	0.00%
Homeless	0	0	0	n/a	0	n/a
Gifted and Talented	0	0	0	n/a	0	n/a
DISTRICT TOTALS (All Schools)						
Students With Disabilities	0	69	60	87.00%	60	87.00%
Limited English Proficient	0	47	42	89.40%	42	89.40%
Economically Disadvantaged	0	310	270	87.10%	271	87.40%
Migrant	0	1	1	100.00%	1	100.00%
Title1	0	16	0	0.00%	0	0.00%
Homeless	0	1	0	0.00%	0	0.00%
Gifted and Talented	0	5	5	100.00%	5	100.00%
District:	2700	PUEBLO	COUNTY	RURAL	70	
#1#4	3279	Futures	Academy			
Students With Disabilities	0	0	0	n/a	0	n/a
Limited English Proficient	0	0	0	n/a	0	n/a
Economically Disadvantaged	0	0	0	n/a	0	n/a
Migrant	0	0	0	n/a	0	n/a
Title1	0	0	0	n/a	0	n/a
Homeless	0	0	0	n/a	0	n/a
Gifted and Talented	0	0	0	n/a	0	n/a
#1	7208	Pueblo	County	High	School	
Students With Disabilities	0	11	11	100.00%	11	100.00%
Limited English Proficient	0	0	0	n/a	0	n/a
Economically Disadvantaged	0	41	41	100.00%	41	100.00%

2003-2004  
STATE

Colorado Department of Education

Student End of Year

1-Year GRADUATION RATE BY SCHOOL AND IPST CATEGORY

		GRAD BASE ADJUSTMENTS	GRADUATION BASE	GRADUATES	GRADUATION RATE	COMPLETERS	COMPLETION RATE
Migrant		0	0	0	n/a	0	n/a
Title1		0	0	0	n/a	0	n/a
Homeless		0	0	0	n/a	0	n/a
Gifted and Talented		0	12	12	100.00%	12	100.00%
#1	7211		Pueblo	Technical	Academy		
Students With Disabilities		0	1	1	100.00%	1	100.00%
Limited English Proficient		0	0	0	n/a	0	n/a
Economically Disadvantaged		0	0	0	n/a	0	n/a
Migrant		0	0	0	n/a	0	n/a
Title1		0	0	0	n/a	0	n/a
Homeless		0	0	0	n/a	0	n/a
Gifted and Talented		0	1	1	100.00%	1	100.00%
#1	7214		Pueblo	West	High	School	
Students With Disabilities		0	14	13	92.90%	13	92.90%
Limited English Proficient		0	1	1	100.00%	1	100.00%
Economically Disadvantaged		0	21	21	100.00%	21	100.00%
Migrant		0	0	0	n/a	0	n/a
Title1		0	0	0	n/a	0	n/a
Homeless		0	0	0	n/a	0	n/a
Gifted and Talented		0	5	5	100.00%	5	100.00%
#1	7534		Rye	High	School		
Students With Disabilities		0	6	5	83.30%	5	83.30%
Limited English Proficient		0	0	0	n/a	0	n/a
Economically Disadvantaged		0	8	8	100.00%	8	100.00%
Migrant		0	0	0	n/a	0	n/a
Title1		0	0	0	n/a	0	n/a
Homeless		0	0	0	n/a	0	n/a

2003-2004  
STATE

Colorado Department of Education  
Student End of Year  
1-Year GRADUATION RATE BY SCHOOL AND IPST CATEGORY

	GRAD BASE ADJUSTMENTS	GRADUATION BASE	GRADUATES	GRADUATION RATE	COMPLETERS	COMPLETION RATE
Gifted and Talented	0	9	9	100.00%	9	100.00%
DISTRICT TOTALS	(All	Schools)				
Students With Disabilities	0	32	30	93.80%	30	93.80%
Limited English Proficient	0	1	1	100.00%	1	100.00%
Economically Disadvantaged	0	70	70	100.00%	70	100.00%
Migrant	0	0	0	n/a	0	n/a
Title1	0	0	0	n/a	0	n/a
Homeless	0	0	0	n/a	0	n/a
Gifted and Talented	0	27	27	100.00%	27	100.00%
COUNTY :	52	RIO BLANCO				
District:	2710	MEEKER	RE1			
#1 5762	Meeker	High	School			
Students With Disabilities	0	8	6	75.00%	6	75.00%
Limited English Proficient	0	0	0	n/a	0	n/a
Economically Disadvantaged	0	5	4	80.00%	4	80.00%
Migrant	0	0	0	n/a	0	n/a
Title1	0	0	0	n/a	0	n/a
Homeless	0	0	0	n/a	0	n/a
Gifted and Talented	0	13	13	100.00%	13	100.00%
DISTRICT TOTALS	(All	Schools)				
Students With Disabilities	0	8	6	75.00%	6	75.00%
Limited English Proficient	0	0	0	n/a	0	n/a
Economically Disadvantaged	0	5	4	80.00%	4	80.00%
Migrant	0	0	0	n/a	0	n/a
Title1	0	0	0	n/a	0	n/a
Homeless	0	0	0	n/a	0	n/a
Gifted and Talented	0	13	13	100.00%	13	100.00%

Colorado Department of Education

2003-2004

Student End of Year

STATE

1-Year GRADUATION RATE BY SCHOOL AND IPST CATEGORY

	GRAD BASE ADJUSTMENTS	GRADUATION BASE	GRADUATES	GRADUATION RATE	COMPLETERS	COMPLETION RATE
District:	2720	RANGELY	RE-4			
#1	7276	Rangely	High	School		
Students With Disabilities	0	3	2	66.70%	2	66.70%
Limited English Proficient	0	0	0	n/a	0	n/a
Economically Disadvantaged	0	5	5	100.00%	5	100.00%
Migrant	0	0	0	n/a	0	n/a
Title1	0	0	0	n/a	0	n/a
Homeless	0	0	0	n/a	0	n/a
Gifted and Talented	0	0	0	n/a	0	n/a
DISTRICT	TOTALS	(All	Schools)			
Students With Disabilities	0	3	2	66.70%	2	66.70%
Limited English Proficient	0	0	0	n/a	0	n/a
Economically Disadvantaged	0	5	5	100.00%	5	100.00%
Migrant	0	0	0	n/a	0	n/a
Title1	0	0	0	n/a	0	n/a
Homeless	0	0	0	n/a	0	n/a
Gifted and Talented	0	0	0	n/a	0	n/a
COUNTY	:	53	RIO	GRANDE		
District:	2730	DEL	NORTE	C-7		
#1	2150	Del	Norte	High	School	
Students With Disabilities	0	5	5	100.00%	5	100.00%
Limited English Proficient	0	0	0	n/a	0	n/a
Economically Disadvantaged	0	15	15	100.00%	15	100.00%
Migrant	0	0	0	n/a	0	n/a
Title1	0	0	0	n/a	0	n/a
Homeless	0	0	0	n/a	0	n/a
Gifted and Talented	0	0	0	n/a	0	n/a

2003-2004  
STATE

Colorado Department of Education

Student End of Year

1-Year GRADUATION RATE BY SCHOOL AND IPST CATEGORY

DISTRICT	GRAD BASE ADJUSTMENTS	GRADUATION BASE	GRADUATES	GRADUATION RATE	COMPLETERS	COMPLETION RATE
TOTALS	(All	Schools)				
Students With Disabilities	0	5	5	100.00%	5	100.00%
Limited English Proficient	0	0	0	n/a	0	n/a
Economically Disadvantaged	0	15	15	100.00%	15	100.00%
Migrant	0	0	0	n/a	0	n/a
Title1	0	0	0	n/a	0	n/a
Homeless	0	0	0	n/a	0	n/a
Gifted and Talented	0	0	0	n/a	0	n/a
District:	2740	MONTE	VISTA	C-8		
#1#4	6030	Byron	Syring	Delta	Center	
Students With Disabilities	0	1	0	0.00%	0	0.00%
Limited English Proficient	0	1	1	100.00%	1	100.00%
Economically Disadvantaged	0	11	7	63.60%	10	90.90%
Migrant	0	0	0	n/a	0	n/a
Title1	0	0	0	n/a	0	n/a
Homeless	0	0	0	n/a	0	n/a
Gifted and Talented	0	0	0	n/a	0	n/a
#1	6046	Monte	Vista	Senior	High	School
Students With Disabilities	0	9	8	88.90%	8	88.90%
Limited English Proficient	0	1	1	100.00%	1	100.00%
Economically Disadvantaged	0	14	14	100.00%	14	100.00%
Migrant	0	0	0	n/a	0	n/a
Title1	0	0	0	n/a	0	n/a
Homeless	0	0	0	n/a	0	n/a
Gifted and Talented	0	0	0	n/a	0	n/a
#1	6520	Monte	Vista	On-Line	Academy	
Students With Disabilities	0	0	0	n/a	0	n/a

2003-2004  
STATE

Colorado Department of Education  
Student End of Year  
1-Year GRADUATION RATE BY SCHOOL AND IPST CATEGORY

	GRAD BASE ADJUSTMENTS	GRADUATION BASE	GRADUATES	GRADUATION RATE	COMPLETERS	COMPLETION RATE
Limited English Proficient	0	0	0	n/a	0	n/a
Economically Disadvantaged	0	0	0	n/a	0	n/a
Migrant	0	0	0	n/a	0	n/a
Title1	0	0	0	n/a	0	n/a
Homeless	0	0	0	n/a	0	n/a
Gifted and Talented	0	0	0	n/a	0	n/a
DISTRICT TOTALS	(All	Schools)				
Students With Disabilities	0	10	8	80.00%	8	80.00%
Limited English Proficient	0	2	2	100.00%	2	100.00%
Economically Disadvantaged	0	25	21	84.00%	24	96.00%
Migrant	0	0	0	n/a	0	n/a
Title1	0	0	0	n/a	0	n/a
Homeless	0	0	0	n/a	0	n/a
Gifted and Talented	0	0	0	n/a	0	n/a
District:	2750	SARGENT	RE-33J			
#1	7664	Sargent	Junior-Senior	High	School	
Students With Disabilities	0	0	0	n/a	0	n/a
Limited English Proficient	0	0	0	n/a	0	n/a
Economically Disadvantaged	0	9	9	100.00%	9	100.00%
Migrant	0	0	0	n/a	0	n/a
Title1	0	0	0	n/a	0	n/a
Homeless	0	0	0	n/a	0	n/a
Gifted and Talented	0	0	0	n/a	0	n/a
DISTRICT TOTALS	(All	Schools)				
Students With Disabilities	0	0	0	n/a	0	n/a
Limited English Proficient	0	0	0	n/a	0	n/a
Economically Disadvantaged	0	9	9	100.00%	9	100.00%



2003-2004  
STATE

Colorado Department of Education  
Student End of Year  
1-Year GRADUATION RATE BY SCHOOL AND IPST CATEGORY

		GRAD BASE ADJUSTMENTS	GRADUATION BASE	GRADUATES	GRADUATION RATE	COMPLETERS	COMPLETION RATE
Migrant		0	0	0	n/a	0	n/a
Title1		0	0	0	n/a	0	n/a
Homeless		0	0	0	n/a	0	n/a
Gifted and Talented		0	0	0	n/a	0	n/a
COUNTY	:	54	ROUTT				
District:		2760	HAYDEN	RE-1			
#1	3862		Hayden	High	School		
Students With Disabilities		0	3	3	100.00%	3	100.00%
Limited English Proficient		0	0	0	n/a	0	n/a
Economically Disadvantaged		0	3	3	100.00%	3	100.00%
Migrant		0	0	0	n/a	0	n/a
Title1		0	0	0	n/a	0	n/a
Homeless		0	0	0	n/a	0	n/a
Gifted and Talented		0	0	0	n/a	0	n/a
DISTRICT	TOTALS	(All	Schools)				
Students With Disabilities		0	3	3	100.00%	3	100.00%
Limited English Proficient		0	0	0	n/a	0	n/a
Economically Disadvantaged		0	3	3	100.00%	3	100.00%
Migrant		0	0	0	n/a	0	n/a
Title1		0	0	0	n/a	0	n/a
Homeless		0	0	0	n/a	0	n/a
Gifted and Talented		0	0	0	n/a	0	n/a
District:		2770	STEAMBOAT	SPRINGS	RE-2		
#1	8212		Steamboat	Springs	High	School	
Students With Disabilities		0	16	15	93.80%	15	93.80%
Limited English Proficient		0	0	0	n/a	0	n/a
Economically Disadvantaged		0	1	1	100.00%	1	100.00%

2003-2004  
STATE

Colorado Department of Education

Student End of Year

1-Year GRADUATION RATE BY SCHOOL AND IPST CATEGORY

	GRAD BASE ADJUSTMENTS	GRADUATION BASE	GRADUATES	GRADUATION RATE	COMPLETERS	COMPLETION RATE
Migrant	0	0	0	n/a	0	n/a
Title1	0	0	0	n/a	0	n/a
Homeless	0	0	0	n/a	0	n/a
Gifted and Talented	0	0	0	n/a	0	n/a
DISTRICT	TOTALS	(All	Schools)			
Students With Disabilities	0	16	15	93.80%	15	93.80%
Limited English Proficient	0	0	0	n/a	0	n/a
Economically Disadvantaged	0	1	1	100.00%	1	100.00%
Migrant	0	0	0	n/a	0	n/a
Title1	0	0	0	n/a	0	n/a
Homeless	0	0	0	n/a	0	n/a
Gifted and Talented	0	0	0	n/a	0	n/a
District:	2780	SOUTH	ROUTT	RE	3	
#1#4	7511	Routt	County	Alternative	School	
Students With Disabilities	0	0	0	n/a	0	n/a
Limited English Proficient	0	0	0	n/a	0	n/a
Economically Disadvantaged	0	0	0	n/a	0	n/a
Migrant	0	0	0	n/a	0	n/a
Title1	0	0	0	n/a	0	n/a
Homeless	0	0	0	n/a	0	n/a
Gifted and Talented	0	0	0	n/a	0	n/a
#1	8050	Soroco	High	School		
Students With Disabilities	0	4	4	100.00%	4	100.00%
Limited English Proficient	0	0	0	n/a	0	n/a
Economically Disadvantaged	0	1	1	100.00%	1	100.00%
Migrant	0	0	0	n/a	0	n/a
Title1	0	0	0	n/a	0	n/a

2003-2004  
STATE


Colorado Department of Education  
Student End of Year  
1-Year GRADUATION RATE BY SCHOOL AND IPST CATEGORY

	GRAD BASE ADJUSTMENTS	GRADUATION BASE	GRADUATES	GRADUATION RATE	COMPLETERS	COMPLETION RATE
Homeless	0	0	0	n/a	0	n/a
Gifted and Talented	0	0	0	n/a	0	n/a
DISTRICT	TOTALS	(All	Schools)			
Students With Disabilities	0	4	4	100.00%	4	100.00%
Limited English Proficient	0	0	0	n/a	0	n/a
Economically Disadvantaged	0	1	1	100.00%	1	100.00%
Migrant	0	0	0	n/a	0	n/a
Title1	0	0	0	n/a	0	n/a
Homeless	0	0	0	n/a	0	n/a
Gifted and Talented	0	0	0	n/a	0	n/a
COUNTY	:	55	SAGUACHE			
District:		2790	MOUNTAIN	RE	1	
#1	6146	Mountain	Valley	Senior	High	School
Students With Disabilities	0	0	0	n/a	0	n/a
Limited English Proficient	0	0	0	n/a	0	n/a
Economically Disadvantaged	0	6	5	83.30%	5	83.30%
Migrant	0	0	0	n/a	0	n/a
Title1	0	0	0	n/a	0	n/a
Homeless	0	0	0	n/a	0	n/a
Gifted and Talented	0	0	0	n/a	0	n/a
DISTRICT	TOTALS	(All	Schools)			
Students With Disabilities	0	0	0	n/a	0	n/a
Limited English Proficient	0	0	0	n/a	0	n/a
Economically Disadvantaged	0	6	5	83.30%	5	83.30%
Migrant	0	0	0	n/a	0	n/a
Title1	0	0	0	n/a	0	n/a
Homeless	0	0	0	n/a	0	n/a

2003-2004  
STATE

Colorado Department of Education  
Student End of Year  
1-Year GRADUATION RATE BY SCHOOL AND IPST CATEGORY

	GRAD BASE ADJUSTMENTS	GRADUATION BASE	GRADUATES	GRADUATION RATE	COMPLETERS	COMPLETION RATE
Gifted and Talented	0	0	0	n/a	0	n/a
District:	2800	MOFFAT	2			
#1	2018	Crestone	Charter	School		
Students With Disabilities	0	0	0	n/a	0	n/a
Limited English Proficient	0	0	0	n/a	0	n/a
Economically Disadvantaged	0	4	3	75.00%	3	75.00%
Migrant	0	0	0	n/a	0	n/a
Title1	0	0	0	n/a	0	n/a
Homeless	0	0	0	n/a	0	n/a
Gifted and Talented	0	0	0	n/a	0	n/a
#1	5958	Moffat	Senior	High	School	
Students With Disabilities	0	1	1	100.00%	1	100.00%
Limited English Proficient	0	0	0	n/a	0	n/a
Economically Disadvantaged	0	0	0	n/a	0	n/a
Migrant	0	0	0	n/a	0	n/a
Title1	0	0	0	n/a	0	n/a
Homeless	0	0	0	n/a	0	n/a
Gifted and Talented	0	0	0	n/a	0	n/a
DISTRICT	TOTALS	(All	Schools)			
Students With Disabilities	0	1	1	100.00%	1	100.00%
Limited English Proficient	0	0	0	n/a	0	n/a
Economically Disadvantaged	0	4	3	75.00%	3	75.00%
Migrant	0	0	0	n/a	0	n/a
Title1	0	0	0	n/a	0	n/a
Homeless	0	0	0	n/a	0	n/a
Gifted and Talented	0	0	0	n/a	0	n/a
District:	2810	CENTER	26	JT		



2003-2004		Colorado Department of Education					
STATE		Student End of Year					
		1-Year GRADUATION RATE BY SCHOOL AND IPST CATEGORY					
		GRAD BASE ADJUSTMENTS	GRADUATION BASE	GRADUATES	GRADUATION RATE	COMPLETERS	COMPLETION RATE
#1#4	0051	The Academic Recovery Center Of San Luis Valley					
Students With Disabilities		0	0	0	n/a	0	n/a
Limited English Proficient		0	0	0	n/a	0	n/a
Economically Disadvantaged		0	7	7	100.00%	7	100.00%
Migrant		0	0	0	n/a	0	n/a
Title1		0	0	0	n/a	0	n/a
Homeless		0	0	0	n/a	0	n/a
Gifted and Talented		0	0	0	n/a	0	n/a
#1	1420	Center High School					
Students With Disabilities		0	2	2	100.00%	2	100.00%
Limited English Proficient		0	7	7	100.00%	7	100.00%
Economically Disadvantaged		0	31	31	100.00%	31	100.00%
Migrant		0	6	6	100.00%	6	100.00%
Title1		0	0	0	n/a	0	n/a
Homeless		0	0	0	n/a	0	n/a
Gifted and Talented		0	0	0	n/a	0	n/a
DISTRICT	TOTALS	(All Schools)					
Students With Disabilities		0	2	2	100.00%	2	100.00%
Limited English Proficient		0	7	7	100.00%	7	100.00%
Economically Disadvantaged		0	38	38	100.00%	38	100.00%
Migrant		0	6	6	100.00%	6	100.00%
Title1		0	0	0	n/a	0	n/a
Homeless		0	0	0	n/a	0	n/a
Gifted and Talented		0	0	0	n/a	0	n/a
COUNTY	:	56 SAN JUAN					
District:		2820 SILVERTON 1					
#1	7904	Silverton High School					

Colorado Department of Education

2003-2004

Student End of Year

STATE

1-Year GRADUATION RATE BY SCHOOL AND IPST CATEGORY

	GRAD BASE ADJUSTMENTS	GRADUATION BASE	GRADUATES	GRADUATION RATE	COMPLETERS	COMPLETION RATE
Students With Disabilities	0	1	1	100.00%	1	100.00%
Limited English Proficient	0	0	0	n/a	0	n/a
Economically Disadvantaged	0	2	2	100.00%	2	100.00%
Migrant	0	0	0	n/a	0	n/a
Title1	0	0	0	n/a	0	n/a
Homeless	0	0	0	n/a	0	n/a
Gifted and Talented	0	1	1	100.00%	1	100.00%
DISTRICT TOTALS	(All	Schools)				
Students With Disabilities	0	1	1	100.00%	1	100.00%
Limited English Proficient	0	0	0	n/a	0	n/a
Economically Disadvantaged	0	2	2	100.00%	2	100.00%
Migrant	0	0	0	n/a	0	n/a
Title1	0	0	0	n/a	0	n/a
Homeless	0	0	0	n/a	0	n/a
Gifted and Talented	0	1	1	100.00%	1	100.00%
COUNTY :	57	SAN MIGUEL				
District:	2830	TELLURIDE	R-1			
#1	8794	Telluride	High	School		
Students With Disabilities	0	2	2	100.00%	2	100.00%
Limited English Proficient	0	1	1	100.00%	1	100.00%
Economically Disadvantaged	0	1	1	100.00%	1	100.00%
Migrant	0	0	0	n/a	0	n/a
Title1	0	0	0	n/a	0	n/a
Homeless	0	0	0	n/a	0	n/a
Gifted and Talented	0	0	0	n/a	0	n/a
DISTRICT TOTALS	(All	Schools)				
Students With Disabilities	0	2	2	100.00%	2	100.00%

2003-2004  
STATE

Colorado Department of Education  
Student End of Year  
1-Year GRADUATION RATE BY SCHOOL AND IPST CATEGORY

		GRAD BASE ADJUSTMENTS	GRADUATION BASE	GRADUATES	GRADUATION RATE	COMPLETERS	COMPLETION RATE
Limited English Proficient		0	1	1	100.00%	1	100.00%
Economically Disadvantaged		0	1	1	100.00%	1	100.00%
Migrant		0	0	0	n/a	0	n/a
Title1		0	0	0	n/a	0	n/a
Homeless		0	0	0	n/a	0	n/a
Gifted and Talented		0	0	0	n/a	0	n/a
District:		2840	NORWOOD	R-2J			
#1	6422		Norwood	High	School		
Students With Disabilities		0	2	2	100.00%	2	100.00%
Limited English Proficient		0	0	0	n/a	0	n/a
Economically Disadvantaged		0	1	1	100.00%	1	100.00%
Migrant		0	0	0	n/a	0	n/a
Title1		0	0	0	n/a	0	n/a
Homeless		0	0	0	n/a	0	n/a
Gifted and Talented		0	0	0	n/a	0	n/a
DISTRICT	TOTALS		(All	Schools)			
Students With Disabilities		0	2	2	100.00%	2	100.00%
Limited English Proficient		0	0	0	n/a	0	n/a
Economically Disadvantaged		0	1	1	100.00%	1	100.00%
Migrant		0	0	0	n/a	0	n/a
Title1		0	0	0	n/a	0	n/a
Homeless		0	0	0	n/a	0	n/a
Gifted and Talented		0	0	0	n/a	0	n/a
COUNTY	:		58	SEDGWICK			
District:		2862	JULESBURG	RE-1			
#1	4492		Julesburg	High	School		
Students With Disabilities		0	0	0	n/a	0	n/a

2003-2004  
STATE

Colorado Department of Education  
Student End of Year  
1-Year GRADUATION RATE BY SCHOOL AND IPST CATEGORY

	GRAD BASE ADJUSTMENTS	GRADUATION BASE	GRADUATES	GRADUATION RATE	COMPLETERS	COMPLETION RATE
Limited English Proficient	0	0	0	n/a	0	n/a
Economically Disadvantaged	0	9	8	88.90%	8	88.90%
Migrant	0	0	0	n/a	0	n/a
Title1	0	0	0	n/a	0	n/a
Homeless	0	0	0	n/a	0	n/a
Gifted and Talented	0	0	0	n/a	0	n/a
DISTRICT TOTALS	(All	Schools)				
Students With Disabilities	0	0	0	n/a	0	n/a
Limited English Proficient	0	0	0	n/a	0	n/a
Economically Disadvantaged	0	9	8	88.90%	8	88.90%
Migrant	0	0	0	n/a	0	n/a
Title1	0	0	0	n/a	0	n/a
Homeless	0	0	0	n/a	0	n/a
Gifted and Talented	0	0	0	n/a	0	n/a
District:	2865	PLATTE	VALLEY	RE-3		
#1	7322	Revere	Junior-Senior	High	School	
Students With Disabilities	0	3	2	66.70%	2	66.70%
Limited English Proficient	0	0	0	n/a	0	n/a
Economically Disadvantaged	0	5	4	80.00%	4	80.00%
Migrant	0	0	0	n/a	0	n/a
Title1	0	0	0	n/a	0	n/a
Homeless	0	0	0	n/a	0	n/a
Gifted and Talented	0	1	1	100.00%	1	100.00%
DISTRICT TOTALS	(All	Schools)				
Students With Disabilities	0	3	2	66.70%	2	66.70%
Limited English Proficient	0	0	0	n/a	0	n/a
Economically Disadvantaged	0	5	4	80.00%	4	80.00%



Colorado Department of Education

2003-2004

Student End of Year

STATE

1-Year GRADUATION RATE BY SCHOOL AND IPST CATEGORY

		GRAD BASE ADJUSTMENTS	GRADUATION BASE	GRADUATES	GRADUATION RATE	COMPLETERS	COMPLETION RATE
Migrant		0	0	0	n/a	0	n/a
Title1		0	0	0	n/a	0	n/a
Homeless		0	0	0	n/a	0	n/a
Gifted and Talented		0	1	1	100.00%	1	100.00%
COUNTY	:	59	SUMMIT				
District:		3000	SUMMIT				
#1	8378	Summit	RE-1				
Students With Disabilities		0	12	11	91.70%	11	91.70%
Limited English Proficient		0	8	4	50.00%	4	50.00%
Economically Disadvantaged		0	17	13	76.50%	13	76.50%
Migrant		0	0	0	n/a	0	n/a
Title1		0	0	0	n/a	0	n/a
Homeless		0	0	0	n/a	0	n/a
Gifted and Talented		0	0	0	n/a	0	n/a
DISTRICT	TOTALS	(All	Schools)				
Students With Disabilities		0	12	11	91.70%	11	91.70%
Limited English Proficient		0	8	4	50.00%	4	50.00%
Economically Disadvantaged		0	17	13	76.50%	13	76.50%
Migrant		0	0	0	n/a	0	n/a
Title1		0	0	0	n/a	0	n/a
Homeless		0	0	0	n/a	0	n/a
Gifted and Talented		0	0	0	n/a	0	n/a
COUNTY	:	60	TELLER				
District:		3010	CRIPPLE				
#1	2024	Cripple	CREEK-VICTO				
Students With Disabilities		0	1	1	100.00%	1	100.00%
Limited English Proficient		0	0	0	n/a	0	n/a

2003-2004  
STATE

Colorado Department of Education  
Student End of Year  
1-Year GRADUATION RATE BY SCHOOL AND IPST CATEGORY

		GRAD BASE ADJUSTMENTS	GRADUATION BASE	GRADUATES	GRADUATION RATE	COMPLETERS	COMPLETION RATE
Economically Disadvantaged		0	15	15	100.00%	15	100.00%
Migrant		0	0	0	n/a	0	n/a
Title1		0	0	0	n/a	0	n/a
Homeless		0	3	3	100.00%	3	100.00%
Gifted and Talented		0	0	0	n/a	0	n/a
DISTRICT	TOTALS	(All	Schools)				
Students With Disabilities		0	1	1	100.00%	1	100.00%
Limited English Proficient		0	0	0	n/a	0	n/a
Economically Disadvantaged		0	15	15	100.00%	15	100.00%
Migrant		0	0	0	n/a	0	n/a
Title1		0	0	0	n/a	0	n/a
Homeless		0	3	3	100.00%	3	100.00%
Gifted and Talented		0	0	0	n/a	0	n/a
District:		3020	WOODLAND	PARK	RE-2		
#1	9696		Woodland	Park	High	School	
Students With Disabilities		0	19	16	84.20%	16	84.20%
Limited English Proficient		0	0	0	n/a	0	n/a
Economically Disadvantaged		0	4	4	100.00%	4	100.00%
Migrant		0	0	0	n/a	0	n/a
Title1		0	0	0	n/a	0	n/a
Homeless		0	0	0	n/a	0	n/a
Gifted and Talented		0	0	0	n/a	0	n/a
DISTRICT	TOTALS	(All	Schools)				
Students With Disabilities		0	19	16	84.20%	16	84.20%
Limited English Proficient		0	0	0	n/a	0	n/a
Economically Disadvantaged		0	4	4	100.00%	4	100.00%
Migrant		0	0	0	n/a	0	n/a

2003-2004  
STATE

Colorado Department of Education

Student End of Year

1-Year GRADUATION RATE BY SCHOOL AND IPST CATEGORY

		GRAD BASE ADJUSTMENTS	GRADUATION BASE	GRADUATES	GRADUATION RATE	COMPLETERS	COMPLETION RATE
Title1		0	0	0	n/a	0	n/a
Homeless		0	0	0	n/a	0	n/a
Gifted and Talented		0	0	0	n/a	0	n/a
COUNTY	:	61	WASHINGTON				
District:		3030	AKRON	R-1			
#1	0090		Akron	High	School		
Students With Disabilities		0	2	2	100.00%	2	100.00%
Limited English Proficient		0	0	0	n/a	0	n/a
Economically Disadvantaged		0	2	2	100.00%	2	100.00%
Migrant		0	0	0	n/a	0	n/a
Title1		0	0	0	n/a	0	n/a
Homeless		0	1	1	100.00%	1	100.00%
Gifted and Talented		0	9	9	100.00%	9	100.00%
DISTRICT	TOTALS	(All	Schools)				
Students With Disabilities		0	2	2	100.00%	2	100.00%
Limited English Proficient		0	0	0	n/a	0	n/a
Economically Disadvantaged		0	2	2	100.00%	2	100.00%
Migrant		0	0	0	n/a	0	n/a
Title1		0	0	0	n/a	0	n/a
Homeless		0	1	1	100.00%	1	100.00%
Gifted and Talented		0	9	9	100.00%	9	100.00%
District:		3040	ARICKAREE	R-2			
#1	0308		Arickaree	Undivided	High	School	
Students With Disabilities		0	0	0	n/a	0	n/a
Limited English Proficient		0	0	0	n/a	0	n/a
Economically Disadvantaged		0	4	4	100.00%	4	100.00%
Migrant		0	0	0	n/a	0	n/a


2003-2004  
STATE

Colorado Department of Education

Student End of Year

1-Year GRADUATION RATE BY SCHOOL AND IPST CATEGORY

	GRAD BASE ADJUSTMENTS	GRADUATION BASE	GRADUATES	GRADUATION RATE	COMPLETERS	COMPLETION RATE
Title1	0	0	0	n/a	0	n/a
Homeless	0	0	0	n/a	0	n/a
Gifted and Talented	0	0	0	n/a	0	n/a
DISTRICT	TOTALS	(All	Schools)			
Students With Disabilities	0	0	0	n/a	0	n/a
Limited English Proficient	0	0	0	n/a	0	n/a
Economically Disadvantaged	0	4	4	100.00%	4	100.00%
Migrant	0	0	0	n/a	0	n/a
Title1	0	0	0	n/a	0	n/a
Homeless	0	0	0	n/a	0	n/a
Gifted and Talented	0	0	0	n/a	0	n/a
District:	3050	OTIS	R-3			
#1	6586	Otis	Junior-Senior	High	School	
Students With Disabilities	0	3	3	100.00%	3	100.00%
Limited English Proficient	0	0	0	n/a	0	n/a
Economically Disadvantaged	0	7	7	100.00%	7	100.00%
Migrant	0	0	0	n/a	0	n/a
Title1	0	0	0	n/a	0	n/a
Homeless	0	0	0	n/a	0	n/a
Gifted and Talented	0	12	12	100.00%	12	100.00%
DISTRICT	TOTALS	(All	Schools)			
Students With Disabilities	0	3	3	100.00%	3	100.00%
Limited English Proficient	0	0	0	n/a	0	n/a
Economically Disadvantaged	0	7	7	100.00%	7	100.00%
Migrant	0	0	0	n/a	0	n/a
Title1	0	0	0	n/a	0	n/a
Homeless	0	0	0	n/a	0	n/a



2003-2004  
STATE

Colorado Department of Education  
Student End of Year  
1-Year GRADUATION RATE BY SCHOOL AND IPST CATEGORY

	GRAD BASE ADJUSTMENTS	GRADUATION BASE	GRADUATES	GRADUATION RATE	COMPLETERS	COMPLETION RATE
Gifted and Talented	0	12	12	100.00%	12	100.00%
District:	3060	LONE	STAR	101		
#1	5258	Lone	Star	Undivided	High	School
Students With Disabilities	0	2	2	100.00%	2	100.00%
Limited English Proficient	0	0	0	n/a	0	n/a
Economically Disadvantaged	0	1	1	100.00%	1	100.00%
Migrant	0	0	0	n/a	0	n/a
Title1	0	0	0	n/a	0	n/a
Homeless	0	0	0	n/a	0	n/a
Gifted and Talented	0	1	1	100.00%	1	100.00%
DISTRICT	TOTALS	(All	Schools)			
Students With Disabilities	0	2	2	100.00%	2	100.00%
Limited English Proficient	0	0	0	n/a	0	n/a
Economically Disadvantaged	0	1	1	100.00%	1	100.00%
Migrant	0	0	0	n/a	0	n/a
Title1	0	0	0	n/a	0	n/a
Homeless	0	0	0	n/a	0	n/a
Gifted and Talented	0	1	1	100.00%	1	100.00%
District:	3070	WOODLIN	R-104			
#1	9704	Woodlin	Undivided	High	School	
Students With Disabilities	0	0	0	n/a	0	n/a
Limited English Proficient	0	0	0	n/a	0	n/a
Economically Disadvantaged	0	0	0	n/a	0	n/a
Migrant	0	0	0	n/a	0	n/a
Title1	0	5	5	100.00%	5	100.00%
Homeless	0	0	0	n/a	0	n/a
Gifted and Talented	0	0	0	n/a	0	n/a

2003-2004  
STATE

Colorado Department of Education  
Student End of Year  
1-Year GRADUATION RATE BY SCHOOL AND IPST CATEGORY

DISTRICT	GRAD BASE ADJUSTMENTS	GRADUATION BASE	GRADUATES	GRADUATION RATE	COMPLETERS	COMPLETION RATE
TOTALS	(All	Schools)				
Students With Disabilities	0	0	0	n/a	0	n/a
Limited English Proficient	0	0	0	n/a	0	n/a
Economically Disadvantaged	0	0	0	n/a	0	n/a
Migrant	0	0	0	n/a	0	n/a
Title1	0	5	5	100.00%	5	100.00%
Homeless	0	0	0	n/a	0	n/a
Gifted and Talented	0	0	0	n/a	0	n/a
COUNTY :	62	WELD	WELD			
District:	3080	WELD	COUNTY	RE-1		
#1	9032	Valley	High	School		
Students With Disabilities	0	6	6	100.00%	6	100.00%
Limited English Proficient	0	6	5	83.30%	6	100.00%
Economically Disadvantaged	0	30	28	93.30%	30	100.00%
Migrant	0	5	4	80.00%	5	100.00%
Title1	0	0	0	n/a	0	n/a
Homeless	0	0	0	n/a	0	n/a
Gifted and Talented	0	1	1	100.00%	1	100.00%
DISTRICT	TOTALS	(All	Schools)			
Students With Disabilities	0	6	6	100.00%	6	100.00%
Limited English Proficient	0	6	5	83.30%	6	100.00%
Economically Disadvantaged	0	30	28	93.30%	30	100.00%
Migrant	0	5	4	80.00%	5	100.00%
Title1	0	0	0	n/a	0	n/a
Homeless	0	0	0	n/a	0	n/a
Gifted and Talented	0	1	1	100.00%	1	100.00%
District:	3085	EATON	RE-2			

2003-2004  
STATE

Colorado Department of Education

Student End of Year

1-Year GRADUATION RATE BY SCHOOL AND IPST CATEGORY

	GRAD BASE ADJUSTMENTS	GRADUATION BASE	GRADUATES	GRADUATION RATE	COMPLETERS	COMPLETION RATE
#1	2456	Eaton	High	School		
Students With Disabilities	0	8	8	100.00%	8	100.00%
Limited English Proficient	0	5	5	100.00%	5	100.00%
Economically Disadvantaged	0	9	8	88.90%	8	88.90%
Migrant	0	2	2	100.00%	2	100.00%
Title1	0	0	0	n/a	0	n/a
Homeless	0	0	0	n/a	0	n/a
Gifted and Talented	0	0	0	n/a	0	n/a
DISTRICT	TOTALS	(All	Schools)			
Students With Disabilities	0	8	8	100.00%	8	100.00%
Limited English Proficient	0	5	5	100.00%	5	100.00%
Economically Disadvantaged	0	9	8	88.90%	8	88.90%
Migrant	0	2	2	100.00%	2	100.00%
Title1	0	0	0	n/a	0	n/a
Homeless	0	0	0	n/a	0	n/a
Gifted and Talented	0	0	0	n/a	0	n/a
District:	3090	KEENESBURG	RE-3(J)			
#1	1446	Weld	Central	Senior	High	School
Students With Disabilities	0	9	9	100.00%	9	100.00%
Limited English Proficient	0	3	3	100.00%	3	100.00%
Economically Disadvantaged	0	19	16	84.20%	17	89.50%
Migrant	0	0	0	n/a	0	n/a
Title1	0	0	0	n/a	0	n/a
Homeless	0	0	0	n/a	0	n/a
Gifted and Talented	0	0	0	n/a	0	n/a
DISTRICT	TOTALS	(All	Schools)			
Students With Disabilities	0	9	9	100.00%	9	100.00%

2003-2004  
STATE

Colorado Department of Education

Student End of Year

1-Year GRADUATION RATE BY SCHOOL AND IPST CATEGORY

		GRAD BASE ADJUSTMENTS	GRADUATION BASE	GRADUATES	GRADUATION RATE	COMPLETERS	COMPLETION RATE
Limited English Proficient		0	3	3	100.00%	3	100.00%
Economically Disadvantaged		0	19	16	84.20%	17	89.50%
Migrant		0	0	0	n/a	0	n/a
Title1		0	0	0	n/a	0	n/a
Homeless		0	0	0	n/a	0	n/a
Gifted and Talented		0	0	0	n/a	0	n/a
District:		3100	WINDSOR	RE-4			
#1	9672		Windsor	High	School		
Students With Disabilities		0	13	11	84.60%	11	84.60%
Limited English Proficient		0	1	1	100.00%	1	100.00%
Economically Disadvantaged		0	4	4	100.00%	4	100.00%
Migrant		0	0	0	n/a	0	n/a
Title1		0	0	0	n/a	0	n/a
Homeless		0	0	0	n/a	0	n/a
Gifted and Talented		0	0	0	n/a	0	n/a
DISTRICT	TOTALS		(All	Schools)			
Students With Disabilities		0	13	11	84.60%	11	84.60%
Limited English Proficient		0	1	1	100.00%	1	100.00%
Economically Disadvantaged		0	4	4	100.00%	4	100.00%
Migrant		0	0	0	n/a	0	n/a
Title1		0	0	0	n/a	0	n/a
Homeless		0	0	0	n/a	0	n/a
Gifted and Talented		0	0	0	n/a	0	n/a
District:		3110	JOHNSTOWN-M	RE-5J			
#1	7490		Roosevelt	High	School		
Students With Disabilities		0	9	7	77.80%	7	77.80%
Limited English Proficient		0	24	17	70.80%	17	70.80%



2003-2004  
STATE

Colorado Department of Education  
Student End of Year  
1-Year GRADUATION RATE BY SCHOOL AND IPST CATEGORY

	GRAD BASE ADJUSTMENTS	GRADUATION BASE	GRADUATES	GRADUATION RATE	COMPLETERS	COMPLETION RATE
Economically Disadvantaged	0	9	9	100.00%	9	100.00%
Migrant	0	0	0	n/a	0	n/a
Title1	0	0	0	n/a	0	n/a
Homeless	0	0	0	n/a	0	n/a
Gifted and Talented	0	0	0	n/a	0	n/a
DISTRICT TOTALS	(All	Schools)				
Students With Disabilities	0	9	7	77.80%	7	77.80%
Limited English Proficient	0	24	17	70.80%	17	70.80%
Economically Disadvantaged	0	9	9	100.00%	9	100.00%
Migrant	0	0	0	n/a	0	n/a
Title1	0	0	0	n/a	0	n/a
Homeless	0	0	0	n/a	0	n/a
Gifted and Talented	0	0	0	n/a	0	n/a
District:	3120	GREELEY	6			
#1#5*	1485	Collaborative	Education	Program-Youth	Passages	
Students With Disabilities	0	0	0	n/a	0	n/a
Limited English Proficient	0	0	0	n/a	0	n/a
Economically Disadvantaged	0	0	0	n/a	0	n/a
Migrant	0	0	0	n/a	0	n/a
Title1	0	0	0	n/a	0	n/a
Homeless	0	0	0	n/a	0	n/a
Gifted and Talented	0	0	0	n/a	0	n/a
#1#4	1780	Colorado	High	School	Of	Greeley
Students With Disabilities	0	2	1	50.00%	1	50.00%
Limited English Proficient	0	0	0	n/a	0	n/a
Economically Disadvantaged	0	4	4	100.00%	4	100.00%
Migrant	0	0	0	n/a	0	n/a

Colorado Department of Education

2003-2004

Student End of Year

STATE

1-Year GRADUATION RATE BY SCHOOL AND IPST CATEGORY

	GRAD BASE ADJUSTMENTS	GRADUATION BASE	GRADUATES	GRADUATION RATE	COMPLETERS	COMPLETION RATE
Title1	0	0	0	n/a	0	n/a
Homeless	0	0	0	n/a	0	n/a
Gifted and Talented	0	0	0	n/a	0	n/a
#1	1875	Frontier	Charter	Academy		
Students With Disabilities	0	0	0	n/a	0	n/a
Limited English Proficient	0	0	0	n/a	0	n/a
Economically Disadvantaged	0	0	0	n/a	0	n/a
Migrant	0	0	0	n/a	0	n/a
Title1	0	0	0	n/a	0	n/a
Homeless	0	0	0	n/a	0	n/a
Gifted and Talented	0	0	0	n/a	0	n/a
#1	2850	University	Schools			
Students With Disabilities	0	5	4	80.00%	5	100.00%
Limited English Proficient	0	0	0	n/a	0	n/a
Economically Disadvantaged	0	5	5	100.00%	5	100.00%
Migrant	0	0	0	n/a	0	n/a
Title1	0	0	0	n/a	0	n/a
Homeless	0	0	0	n/a	0	n/a
Gifted and Talented	0	0	0	n/a	0	n/a
#1	3610	Greeley	Central	High	School	
Students With Disabilities	0	32	29	90.60%	29	90.60%
Limited English Proficient	0	10	9	90.00%	9	90.00%
Economically Disadvantaged	0	51	46	90.20%	46	90.20%
Migrant	0	3	2	66.70%	2	66.70%
Title1	0	0	0	n/a	0	n/a
Homeless	0	0	0	n/a	0	n/a
Gifted and Talented	0	43	43	100.00%	43	100.00%

2003-2004  
STATE

Colorado Department of Education  
Student End of Year  
1-Year GRADUATION RATE BY SCHOOL AND IPST CATEGORY

	GRAD BASE ADJUSTMENTS	GRADUATION BASE	GRADUATES	GRADUATION RATE	COMPLETERS	COMPLETION RATE
#1	3614	Greeley	West	High	School	
Students With Disabilities	0	24	23	95.80%	23	95.80%
Limited English Proficient	0	11	10	90.90%	10	90.90%
Economically Disadvantaged	0	47	47	100.00%	47	100.00%
Migrant	0	4	4	100.00%	4	100.00%
Title1	0	0	0	n/a	0	n/a
Homeless	0	0	0	n/a	0	n/a
Gifted and Talented	0	49	49	100.00%	49	100.00%
#1	6364	Northridge	High	School		
Students With Disabilities	0	16	13	81.30%	13	81.30%
Limited English Proficient	0	22	21	95.50%	21	95.50%
Economically Disadvantaged	0	66	62	93.90%	62	93.90%
Migrant	0	10	9	90.00%	9	90.00%
Title1	0	0	0	n/a	0	n/a
Homeless	0	0	0	n/a	0	n/a
Gifted and Talented	0	34	34	100.00%	34	100.00%
#1	8150	Deaf Or Hard Of Hearing Program				
Students With Disabilities	0	0	0	n/a	0	n/a
Limited English Proficient	0	0	0	n/a	0	n/a
Economically Disadvantaged	0	0	0	n/a	0	n/a
Migrant	0	0	0	n/a	0	n/a
Title1	0	0	0	n/a	0	n/a
Homeless	0	0	0	n/a	0	n/a
Gifted and Talented	0	0	0	n/a	0	n/a
#1#4	8890	Trademark	Learning	Center		
Students With Disabilities	0	2	0	0.00%	0	0.00%
Limited English Proficient	0	0	0	n/a	0	n/a

2003-2004  
STATE

Colorado Department of Education  
Student End of Year  
1-Year GRADUATION RATE BY SCHOOL AND IPST CATEGORY

	GRAD BASE ADJUSTMENTS	GRADUATION BASE	GRADUATES	GRADUATION RATE	COMPLETERS	COMPLETION RATE
Economically Disadvantaged	0	2	0	0.00%	0	0.00%
Migrant	0	0	0	n/a	0	n/a
Title1	0	0	0	n/a	0	n/a
Homeless	0	0	0	n/a	0	n/a
Gifted and Talented	0	0	0	n/a	0	n/a
#1#4#5*	8891	Trademark	Night	School		
Students With Disabilities	0	0	0	n/a	0	n/a
Limited English Proficient	0	0	0	n/a	0	n/a
Economically Disadvantaged	0	0	0	n/a	0	n/a
Migrant	0	0	0	n/a	0	n/a
Title1	0	0	0	n/a	0	n/a
Homeless	0	0	0	n/a	0	n/a
Gifted and Talented	0	0	0	n/a	0	n/a
#1	8965	Union	Colony	Prepatory	School	
Students With Disabilities	0	1	1	100.00%	1	100.00%
Limited English Proficient	0	0	0	n/a	0	n/a
Economically Disadvantaged	0	0	0	n/a	0	n/a
Migrant	0	0	0	n/a	0	n/a
Title1	0	0	0	n/a	0	n/a
Homeless	0	0	0	n/a	0	n/a
Gifted and Talented	0	7	7	100.00%	7	100.00%
DISTRICT	TOTALS	(All	Schools)			
Students With Disabilities	0	82	71	86.60%	72	87.80%
Limited English Proficient	0	43	40	93.00%	40	93.00%
Economically Disadvantaged	0	175	164	93.70%	164	93.70%
Migrant	0	17	15	88.20%	15	88.20%
Title1	0	0	0	n/a	0	n/a

2003-2004  
STATE

Colorado Department of Education

Student End of Year

1-Year GRADUATION RATE BY SCHOOL AND IPST CATEGORY

		GRAD BASE ADJUSTMENTS	GRADUATION BASE	GRADUATES	GRADUATION RATE	COMPLETERS	COMPLETION RATE
Homeless		0	0	0	n/a	0	n/a
Gifted and Talented		0	133	133	100.00%	133	100.00%
District:		3130	PLATTE	VALLEY	RE-7		
#1	4670		Platte	Valley	High	School	
Students With Disabilities		0	13	11	84.60%	11	84.60%
Limited English Proficient		0	4	4	100.00%	4	100.00%
Economically Disadvantaged		0	11	11	100.00%	11	100.00%
Migrant		0	0	0	n/a	0	n/a
Title1		0	0	0	n/a	0	n/a
Homeless		0	0	0	n/a	0	n/a
Gifted and Talented		0	0	0	n/a	0	n/a
DISTRICT	TOTALS		(All	Schools)			
Students With Disabilities		0	13	11	84.60%	11	84.60%
Limited English Proficient		0	4	4	100.00%	4	100.00%
Economically Disadvantaged		0	11	11	100.00%	11	100.00%
Migrant		0	0	0	n/a	0	n/a
Title1		0	0	0	n/a	0	n/a
Homeless		0	0	0	n/a	0	n/a
Gifted and Talented		0	0	0	n/a	0	n/a
District:		3140	WELD	COUNTY	S/D	RE-8	
#1	3070		Fort	Lupton	High	School	
Students With Disabilities		0	13	9	69.20%	9	69.20%
Limited English Proficient		0	13	13	100.00%	13	100.00%
Economically Disadvantaged		0	54	52	96.30%	52	96.30%
Migrant		0	9	7	77.80%	7	77.80%
Title1		0	0	0	n/a	0	n/a
Homeless		0	0	0	n/a	0	n/a

2003-2004  
STATE

Colorado Department of Education

Student End of Year

1-Year GRADUATION RATE BY SCHOOL AND IPST CATEGORY

	GRAD BASE ADJUSTMENTS	GRADUATION BASE	GRADUATES	GRADUATION RATE	COMPLETERS	COMPLETION RATE
Gifted and Talented	0	1	0	0.00%	0	0.00%
DISTRICT TOTALS	(All	Schools)				
Students With Disabilities	0	13	9	69.20%	9	69.20%
Limited English Proficient	0	13	13	100.00%	13	100.00%
Economically Disadvantaged	0	54	52	96.30%	52	96.30%
Migrant	0	9	7	77.80%	7	77.80%
Title1	0	0	0	n/a	0	n/a
Homeless	0	0	0	n/a	0	n/a
Gifted and Talented	0	1	0	0.00%	0	0.00%
District:	3145	AULT-HIGHLAN	RE-9			
#1	3962	Highland	High	School		
Students With Disabilities	0	6	5	83.30%	5	83.30%
Limited English Proficient	0	1	1	100.00%	1	100.00%
Economically Disadvantaged	0	19	18	94.70%	18	94.70%
Migrant	0	2	2	100.00%	2	100.00%
Title1	0	0	0	n/a	0	n/a
Homeless	0	0	0	n/a	0	n/a
Gifted and Talented	0	0	0	n/a	0	n/a
DISTRICT TOTALS	(All	Schools)				
Students With Disabilities	0	6	5	83.30%	5	83.30%
Limited English Proficient	0	1	1	100.00%	1	100.00%
Economically Disadvantaged	0	19	18	94.70%	18	94.70%
Migrant	0	2	2	100.00%	2	100.00%
Title1	0	0	0	n/a	0	n/a
Homeless	0	0	0	n/a	0	n/a
Gifted and Talented	0	0	0	n/a	0	n/a
District:	3146	BRIGGS DALE	RE-10			

2003-2004  
STATE

Colorado Department of Education  
Student End of Year  
1-Year GRADUATION RATE BY SCHOOL AND IPST CATEGORY

	GRAD BASE ADJUSTMENTS	GRADUATION BASE	GRADUATES	GRADUATION RATE	COMPLETERS	COMPLETION RATE
#1	1012	Briggsdale	Undivided	High	School	
Students With Disabilities	0	0	0	n/a	0	n/a
Limited English Proficient	0	0	0	n/a	0	n/a
Economically Disadvantaged	0	2	2	100.00%	2	100.00%
Migrant	0	0	0	n/a	0	n/a
Title1	0	0	0	n/a	0	n/a
Homeless	0	0	0	n/a	0	n/a
Gifted and Talented	0	0	0	n/a	0	n/a
DISTRICT	TOTALS	(All	Schools)			
Students With Disabilities	0	0	0	n/a	0	n/a
Limited English Proficient	0	0	0	n/a	0	n/a
Economically Disadvantaged	0	2	2	100.00%	2	100.00%
Migrant	0	0	0	n/a	0	n/a
Title1	0	0	0	n/a	0	n/a
Homeless	0	0	0	n/a	0	n/a
Gifted and Talented	0	0	0	n/a	0	n/a
District:	3147	PRAIRIE	RE-11			
#1	7156	Prairie	Junior-Senior	High	School	
Students With Disabilities	0	2	2	100.00%	2	100.00%
Limited English Proficient	0	0	0	n/a	0	n/a
Economically Disadvantaged	0	1	1	100.00%	1	100.00%
Migrant	0	0	0	n/a	0	n/a
Title1	0	0	0	n/a	0	n/a
Homeless	0	0	0	n/a	0	n/a
Gifted and Talented	0	0	0	n/a	0	n/a
DISTRICT	TOTALS	(All	Schools)			
Students With Disabilities	0	2	2	100.00%	2	100.00%

2003-2004  
STATE

Colorado Department of Education  
Student End of Year  
1-Year GRADUATION RATE BY SCHOOL AND IPST CATEGORY

		GRAD BASE ADJUSTMENTS	GRADUATION BASE	GRADUATES	GRADUATION RATE	COMPLETERS	COMPLETION RATE
Limited English Proficient		0	0	0	n/a	0	n/a
Economically Disadvantaged		0	1	1	100.00%	1	100.00%
Migrant		0	0	0	n/a	0	n/a
Title1		0	0	0	n/a	0	n/a
Homeless		0	0	0	n/a	0	n/a
Gifted and Talented		0	0	0	n/a	0	n/a
District:		3148	PAWNEE	RE-12			
#1	6812		Pawnee	Junior-Senior	High	School	
Students With Disabilities		0	0	0	n/a	0	n/a
Limited English Proficient		0	0	0	n/a	0	n/a
Economically Disadvantaged		0	3	3	100.00%	3	100.00%
Migrant		0	0	0	n/a	0	n/a
Title1		0	0	0	n/a	0	n/a
Homeless		0	0	0	n/a	0	n/a
Gifted and Talented		0	0	0	n/a	0	n/a
DISTRICT	TOTALS		(All	Schools)			
Students With Disabilities		0	0	0	n/a	0	n/a
Limited English Proficient		0	0	0	n/a	0	n/a
Economically Disadvantaged		0	3	3	100.00%	3	100.00%
Migrant		0	0	0	n/a	0	n/a
Title1		0	0	0	n/a	0	n/a
Homeless		0	0	0	n/a	0	n/a
Gifted and Talented		0	0	0	n/a	0	n/a
COUNTY	:		63	YUMA			
District:		3200	YUMA	1			
#1	9799		Yuma	High	School		
Students With Disabilities		0	7	7	100.00%	7	100.00%



2003-2004  
STATE

Colorado Department of Education  
Student End of Year  
1-Year GRADUATION RATE BY SCHOOL AND IPST CATEGORY

	GRAD BASE ADJUSTMENTS	GRADUATION BASE	GRADUATES	GRADUATION RATE	COMPLETERS	COMPLETION RATE
Limited English Proficient	0	4	2	50.00%	2	50.00%
Economically Disadvantaged	0	17	16	94.10%	16	94.10%
Migrant	0	0	0	n/a	0	n/a
Title1	0	0	0	n/a	0	n/a
Homeless	0	0	0	n/a	0	n/a
Gifted and Talented	0	0	0	n/a	0	n/a
DISTRICT TOTALS	(All	Schools)				
Students With Disabilities	0	7	7	100.00%	7	100.00%
Limited English Proficient	0	4	2	50.00%	2	50.00%
Economically Disadvantaged	0	17	16	94.10%	16	94.10%
Migrant	0	0	0	n/a	0	n/a
Title1	0	0	0	n/a	0	n/a
Homeless	0	0	0	n/a	0	n/a
Gifted and Talented	0	0	0	n/a	0	n/a
District:	3210 WRAY	RD-2				
#1	9733	Wray	High	School		
Students With Disabilities	0	4	3	75.00%	3	75.00%
Limited English Proficient	0	0	0	n/a	0	n/a
Economically Disadvantaged	0	14	14	100.00%	14	100.00%
Migrant	0	0	0	n/a	0	n/a
Title1	0	0	0	n/a	0	n/a
Homeless	0	0	0	n/a	0	n/a
Gifted and Talented	0	0	0	n/a	0	n/a
DISTRICT TOTALS	(All	Schools)				
Students With Disabilities	0	4	3	75.00%	3	75.00%
Limited English Proficient	0	0	0	n/a	0	n/a
Economically Disadvantaged	0	14	14	100.00%	14	100.00%

2003-2004  
STATE

Colorado Department of Education

Student End of Year


1-Year GRADUATION RATE BY SCHOOL AND IPST CATEGORY

		GRAD BASE ADJUSTMENTS	GRADUATION BASE	GRADUATES	GRADUATION RATE	COMPLETERS	COMPLETION RATE
Migrant		0	0	0	n/a	0	n/a
Title1		0	0	0	n/a	0	n/a
Homeless		0	0	0	n/a	0	n/a
Gifted and Talented		0	0	0	n/a	0	n/a
District:		3220	IDALIA	RJ-3			
#1	4231		Idalia	Junior-Senior	High	School	
Students With Disabilities		0	0	0	n/a	0	n/a
Limited English Proficient		0	0	0	n/a	0	n/a
Economically Disadvantaged		0	6	6	100.00%	6	100.00%
Migrant		0	0	0	n/a	0	n/a
Title1		0	0	0	n/a	0	n/a
Homeless		0	0	0	n/a	0	n/a
Gifted and Talented		0	0	0	n/a	0	n/a
DISTRICT	TOTALS		(All	Schools)			
Students With Disabilities		0	0	0	n/a	0	n/a
Limited English Proficient		0	0	0	n/a	0	n/a
Economically Disadvantaged		0	6	6	100.00%	6	100.00%
Migrant		0	0	0	n/a	0	n/a
Title1		0	0	0	n/a	0	n/a
Homeless		0	0	0	n/a	0	n/a
Gifted and Talented		0	0	0	n/a	0	n/a
District:		3230	LIBERTY	J-4			
#1	5123		Liberty	Junior-Senior	High	School	
Students With Disabilities		0	0	0	n/a	0	n/a
Limited English Proficient		0	0	0	n/a	0	n/a
Economically Disadvantaged		0	3	3	100.00%	3	100.00%
Migrant		0	0	0	n/a	0	n/a

2003-2004  
STATE

Colorado Department of Education  
Student End of Year  
1-Year GRADUATION RATE BY SCHOOL AND IPST CATEGORY

	GRAD BASE ADJUSTMENTS	GRADUATION BASE	GRADUATES	GRADUATION RATE	COMPLETERS	COMPLETION RATE
Title1	0	0	0	n/a	0	n/a
Homeless	0	0	0	n/a	0	n/a
Gifted and Talented	0	1	1	100.00%	1	100.00%
DISTRICT TOTALS	(All	Schools)				
Students With Disabilities	0	0	0	n/a	0	n/a
Limited English Proficient	0	0	0	n/a	0	n/a
Economically Disadvantaged	0	3	3	100.00%	3	100.00%
Migrant	0	0	0	n/a	0	n/a
Title1	0	0	0	n/a	0	n/a
Homeless	0	0	0	n/a	0	n/a
Gifted and Talented	0	1	1	100.00%	1	100.00%
COUNTY :	90					
District:	9025	EAST				
DISTRICT TOTALS	(All	Schools)				
Students With Disabilities	0	0	0	n/a	0	n/a
Limited English Proficient	0	0	0	n/a	0	n/a
Economically Disadvantaged	0	0	0	n/a	0	n/a
Migrant	0	0	0	n/a	0	n/a
Title1	0	0	0	n/a	0	n/a
Homeless	0	0	0	n/a	0	n/a
Gifted and Talented	0	0	0	n/a	0	n/a
District:	9030	MOUNTAIN				
#1	1128	Arrowhead				
Students With Disabilities	0	0	0	n/a	0	n/a
Limited English Proficient	0	0	0	n/a	0	n/a
Economically Disadvantaged	0	0	0	n/a	0	n/a
Migrant	0	0	0	n/a	0	n/a



Colorado Department of Education

2003-2004

Student End of Year

STATE

1-Year GRADUATION RATE BY SCHOOL AND IPST CATEGORY

	GRAD BASE ADJUSTMENTS	GRADUATION BASE	GRADUATES	GRADUATION RATE	COMPLETERS	COMPLETION RATE
Title1	0	0	0	n/a	0	n/a
Homeless	0	0	0	n/a	0	n/a
Gifted and Talented	0	0	0	n/a	0	n/a
#1#4	6134	Yampah	Mountain	School		
Students With Disabilities	0	4	3	75.00%	3	75.00%
Limited English Proficient	0	0	0	n/a	0	n/a
Economically Disadvantaged	0	8	4	50.00%	4	50.00%
Migrant	0	0	0	n/a	0	n/a
Title1	0	0	0	n/a	0	n/a
Homeless	0	0	0	n/a	0	n/a
Gifted and Talented	0	0	0	n/a	0	n/a
#1	6136	Mountain	Boces	Day	Treatment	Center
Students With Disabilities	0	1	1	100.00%	1	100.00%
Limited English Proficient	0	0	0	n/a	0	n/a
Economically Disadvantaged	0	1	1	100.00%	1	100.00%
Migrant	0	0	0	n/a	0	n/a
Title1	0	0	0	n/a	0	n/a
Homeless	0	0	0	n/a	0	n/a
Gifted and Talented	0	0	0	n/a	0	n/a
DISTRICT	TOTALS	(All	Schools)			
Students With Disabilities	0	5	4	80.00%	4	80.00%
Limited English Proficient	0	0	0	n/a	0	n/a
Economically Disadvantaged	0	9	5	55.60%	5	55.60%
Migrant	0	0	0	n/a	0	n/a
Title1	0	0	0	n/a	0	n/a
Homeless	0	0	0	n/a	0	n/a
Gifted and Talented	0	0	0	n/a	0	n/a

2003-2004  
STATE

Colorado Department of Education  
Student End of Year  
1-Year GRADUATION RATE BY SCHOOL AND IPST CATEGORY

	GRAD BASE ADJUSTMENTS	GRADUATION BASE	GRADUATES	GRADUATION RATE	COMPLETERS	COMPLETION RATE	
District:	9035	CENTENNIAL	BOCES				
#1#5*	7205	Psychcare	Program				
Students With Disabilities		0	0	0	n/a	0	n/a
Limited English Proficient		0	0	0	n/a	0	n/a
Economically Disadvantaged		0	0	0	n/a	0	n/a
Migrant		0	0	0	n/a	0	n/a
Title1		0	0	0	n/a	0	n/a
Homeless		0	0	0	n/a	0	n/a
Gifted and Talented		0	0	0	n/a	0	n/a
#1#4	9351	Weld	Opportunity	High	School		
Students With Disabilities		0	1	1	100.00%	1	100.00%
Limited English Proficient		0	0	0	n/a	0	n/a
Economically Disadvantaged		0	0	0	n/a	0	n/a
Migrant		0	0	0	n/a	0	n/a
Title1		0	0	0	n/a	0	n/a
Homeless		0	0	0	n/a	0	n/a
Gifted and Talented		0	0	0	n/a	0	n/a
DISTRICT	TOTALS	(All	Schools)				
Students With Disabilities		0	1	1	100.00%	1	100.00%
Limited English Proficient		0	0	0	n/a	0	n/a
Economically Disadvantaged		0	0	0	n/a	0	n/a
Migrant		0	0	0	n/a	0	n/a
Title1		0	0	0	n/a	0	n/a
Homeless		0	0	0	n/a	0	n/a
Gifted and Talented		0	0	0	n/a	0	n/a
District:	9040	NORTHEAST	BOCES				
DISTRICT	TOTALS	(All	Schools)				

Colorado Department of Education


2003-2004

Student End of Year

STATE

1-Year GRADUATION RATE BY SCHOOL AND IPST CATEGORY

	GRAD BASE ADJUSTMENTS	GRADUATION BASE	GRADUATES	GRADUATION RATE	COMPLETERS	COMPLETION RATE
Students With Disabilities	0	0	0	n/a	0	n/a
Limited English Proficient	0	0	0	n/a	0	n/a
Economically Disadvantaged	0	0	0	n/a	0	n/a
Migrant	0	0	0	n/a	0	n/a
Title1	0	0	0	n/a	0	n/a
Homeless	0	0	0	n/a	0	n/a
Gifted and Talented	0	0	0	n/a	0	n/a
District:	9045	PIKES	PEAK	BOCES		
DISTRICT	TOTALS	(All	Schools)			
Students With Disabilities	0	0	0	n/a	0	n/a
Limited English Proficient	0	0	0	n/a	0	n/a
Economically Disadvantaged	0	0	0	n/a	0	n/a
Migrant	0	0	0	n/a	0	n/a
Title1	0	0	0	n/a	0	n/a
Homeless	0	0	0	n/a	0	n/a
Gifted and Talented	0	0	0	n/a	0	n/a
District:	9050	SAN	JUAN	BOCS		
DISTRICT	TOTALS	(All	Schools)			
Students With Disabilities	0	0	0	n/a	0	n/a
Limited English Proficient	0	0	0	n/a	0	n/a
Economically Disadvantaged	0	0	0	n/a	0	n/a
Migrant	0	0	0	n/a	0	n/a
Title1	0	0	0	n/a	0	n/a
Homeless	0	0	0	n/a	0	n/a
Gifted and Talented	0	0	0	n/a	0	n/a
District:	9055	SAN	LUIS	VALLEY	BOCES	
DISTRICT	TOTALS	(All	Schools)			




2003-2004  
STATE

Colorado Department of Education

Student End of Year

1-Year GRADUATION RATE BY SCHOOL AND IPST CATEGORY

	GRAD BASE ADJUSTMENTS	GRADUATION BASE	GRADUATES	GRADUATION RATE	COMPLETERS	COMPLETION RATE
Students With Disabilities	0	0	0	n/a	0	n/a
Limited English Proficient	0	0	0	n/a	0	n/a
Economically Disadvantaged	0	0	0	n/a	0	n/a
Migrant	0	0	0	n/a	0	n/a
Title1	0	0	0	n/a	0	n/a
Homeless	0	0	0	n/a	0	n/a
Gifted and Talented	0	0	0	n/a	0	n/a
District:	9060	SOUTH	CENTRAL	BOCES		
DISTRICT	TOTALS	(All	Schools)			
Students With Disabilities	0	0	0	n/a	0	n/a
Limited English Proficient	0	0	0	n/a	0	n/a
Economically Disadvantaged	0	0	0	n/a	0	n/a
Migrant	0	0	0	n/a	0	n/a
Title1	0	0	0	n/a	0	n/a
Homeless	0	0	0	n/a	0	n/a
Gifted and Talented	0	0	0	n/a	0	n/a
District:	9065	SOUTH	PLATTE	VALLEY	BOCES	
DISTRICT	TOTALS	(All	Schools)			
Students With Disabilities	0	0	0	n/a	0	n/a
Limited English Proficient	0	0	0	n/a	0	n/a
Economically Disadvantaged	0	0	0	n/a	0	n/a
Migrant	0	0	0	n/a	0	n/a
Title1	0	0	0	n/a	0	n/a
Homeless	0	0	0	n/a	0	n/a
Gifted and Talented	0	0	0	n/a	0	n/a
District:	9075	SOUTHEASTER	BOCES			
DISTRICT	TOTALS	(All	Schools)			




2003-2004  
STATE

Colorado Department of Education

Student End of Year

1-Year GRADUATION RATE BY SCHOOL AND IPST CATEGORY

	GRAD BASE ADJUSTMENTS	GRADUATION BASE	GRADUATES	GRADUATION RATE	COMPLETERS	COMPLETION RATE
Students With Disabilities	0	0	0	n/a	0	n/a
Limited English Proficient	0	0	0	n/a	0	n/a
Economically Disadvantaged	0	0	0	n/a	0	n/a
Migrant	0	0	0	n/a	0	n/a
Title1	0	0	0	n/a	0	n/a
Homeless	0	0	0	n/a	0	n/a
Gifted and Talented	0	0	0	n/a	0	n/a
District:	9080	SOUTHWEST	BOCES			
DISTRICT	TOTALS	(All	Schools)			
Students With Disabilities	0	0	0	n/a	0	n/a
Limited English Proficient	0	0	0	n/a	0	n/a
Economically Disadvantaged	0	0	0	n/a	0	n/a
Migrant	0	0	0	n/a	0	n/a
Title1	0	0	0	n/a	0	n/a
Homeless	0	0	0	n/a	0	n/a
Gifted and Talented	0	0	0	n/a	0	n/a
District:	9090	WEST	CENTRAL	BOCES		
DISTRICT	TOTALS	(All	Schools)			
Students With Disabilities	0	0	0	n/a	0	n/a
Limited English Proficient	0	0	0	n/a	0	n/a
Economically Disadvantaged	0	0	0	n/a	0	n/a
Migrant	0	0	0	n/a	0	n/a
Title1	0	0	0	n/a	0	n/a
Homeless	0	0	0	n/a	0	n/a
Gifted and Talented	0	0	0	n/a	0	n/a
District:	9095	NORTHWEST	COLO	BOCES		
DISTRICT	TOTALS	(All	Schools)			






2003-2004  
STATE

Colorado Department of Education

Student End of Year

1-Year GRADUATION RATE BY SCHOOL AND IPST CATEGORY

	GRAD BASE ADJUSTMENTS	GRADUATION BASE	GRADUATES	GRADUATION RATE	COMPLETERS	COMPLETION RATE
Students With Disabilities	0	0	0	n/a	0	n/a
Limited English Proficient	0	0	0	n/a	0	n/a
Economically Disadvantaged	0	0	0	n/a	0	n/a
Migrant	0	0	0	n/a	0	n/a
Title1	0	0	0	n/a	0	n/a
Homeless	0	0	0	n/a	0	n/a
Gifted and Talented	0	0	0	n/a	0	n/a
District:	9110	LARIMER	BOCES			
DISTRICT	TOTALS	(All	Schools)			
Students With Disabilities	0	0	0	n/a	0	n/a
Limited English Proficient	0	0	0	n/a	0	n/a
Economically Disadvantaged	0	0	0	n/a	0	n/a
Migrant	0	0	0	n/a	0	n/a
Title1	0	0	0	n/a	0	n/a
Homeless	0	0	0	n/a	0	n/a
Gifted and Talented	0	0	0	n/a	0	n/a
District:	9120	ADAMS	COUNTY	BOCES		
DISTRICT	TOTALS	(All	Schools)			
Students With Disabilities	0	0	0	n/a	0	n/a
Limited English Proficient	0	0	0	n/a	0	n/a
Economically Disadvantaged	0	0	0	n/a	0	n/a
Migrant	0	0	0	n/a	0	n/a
Title1	0	0	0	n/a	0	n/a
Homeless	0	0	0	n/a	0	n/a
Gifted and Talented	0	0	0	n/a	0	n/a
District:	9125	RIO	BLANCO	BOCES		
DISTRICT	TOTALS	(All	Schools)			



2003-2004  
STATE

Colorado Department of Education  
Student End of Year  
1-Year GRADUATION RATE BY SCHOOL AND IPST CATEGORY

	GRAD BASE ADJUSTMENTS	GRADUATION BASE	GRADUATES	GRADUATION RATE	COMPLETERS	COMPLETION RATE
Students With Disabilities	0	0	0	n/a	0	n/a
Limited English Proficient	0	0	0	n/a	0	n/a
Economically Disadvantaged	0	0	0	n/a	0	n/a
Migrant	0	0	0	n/a	0	n/a
Title1	0	0	0	n/a	0	n/a
Homeless	0	0	0	n/a	0	n/a
Gifted and Talented	0	0	0	n/a	0	n/a
District:	9130 EXPEDITIONAR BOCES					
#1	2840	Expeditionary	Learning	School		
Students With Disabilities	0	0	0	n/a	0	n/a
Limited English Proficient	0	0	0	n/a	0	n/a
Economically Disadvantaged	0	2	2	100.00%	2	100.00%
Migrant	0	0	0	n/a	0	n/a
Title1	0	0	0	n/a	0	n/a
Homeless	0	0	0	n/a	0	n/a
Gifted and Talented	0	0	0	n/a	0	n/a
DISTRICT	TOTALS	(All	Schools)			
Students With Disabilities	0	0	0	n/a	0	n/a
Limited English Proficient	0	0	0	n/a	0	n/a
Economically Disadvantaged	0	2	2	100.00%	2	100.00%
Migrant	0	0	0	n/a	0	n/a
Title1	0	0	0	n/a	0	n/a
Homeless	0	0	0	n/a	0	n/a
Gifted and Talented	0	0	0	n/a	0	n/a
District:	9135 GRAND VALLEY BOCES					
DISTRICT	TOTALS	(All	Schools)			
Students With Disabilities	0	0	0	n/a	0	n/a

2003-2004  
STATE

Colorado Department of Education  
Student End of Year  
1-Year GRADUATION RATE BY SCHOOL AND IPST CATEGORY

	GRAD BASE ADJUSTMENTS	GRADUATION BASE	GRADUATES	GRADUATION RATE	COMPLETERS	COMPLETION RATE
Limited English Proficient	0	0	0	n/a	0	n/a
Economically Disadvantaged	0	0	0	n/a	0	n/a
Migrant	0	0	0	n/a	0	n/a
Title1	0	0	0	n/a	0	n/a
Homeless	0	0	0	n/a	0	n/a
Gifted and Talented	0	0	0	n/a	0	n/a
District:	9140 MT	EVANS	BOCES			
DISTRICT	TOTALS	(All Schools)				
Students With Disabilities	0	0	0	n/a	0	n/a
Limited English Proficient	0	0	0	n/a	0	n/a
Economically Disadvantaged	0	0	0	n/a	0	n/a
Migrant	0	0	0	n/a	0	n/a
Title1	0	0	0	n/a	0	n/a
Homeless	0	0	0	n/a	0	n/a
Gifted and Talented	0	0	0	n/a	0	n/a
District:	9145 UNCOMPAHGR	BOCS				
DISTRICT	TOTALS	(All Schools)				
Students With Disabilities	0	0	0	n/a	0	n/a
Limited English Proficient	0	0	0	n/a	0	n/a
Economically Disadvantaged	0	0	0	n/a	0	n/a
Migrant	0	0	0	n/a	0	n/a
Title1	0	0	0	n/a	0	n/a
Homeless	0	0	0	n/a	0	n/a
Gifted and Talented	0	0	0	n/a	0	n/a
District:	9150 SANTA	FE	TRAIL	BOCES		
DISTRICT	TOTALS	(All Schools)				
Students With Disabilities	0	0	0	n/a	0	n/a

2003-2004  
STATE

Colorado Department of Education  
Student End of Year  
1-Year GRADUATION RATE BY SCHOOL AND IPST CATEGORY

	GRAD BASE ADJUSTMENTS	GRADUATION BASE	GRADUATES	GRADUATION RATE	COMPLETERS	COMPLETION RATE
Limited English Proficient	0	0	0	n/a	0	n/a
Economically Disadvantaged	0	0	0	n/a	0	n/a
Migrant	0	0	0	n/a	0	n/a
Title1	0	0	0	n/a	0	n/a
Homeless	0	0	0	n/a	0	n/a
Gifted and Talented	0	0	0	n/a	0	n/a
District:	9160	FRONT	RANGE	BOCES		
DISTRICT	TOTALS	(All	Schools)			
Students With Disabilities	0	0	0	n/a	0	n/a
Limited English Proficient	0	0	0	n/a	0	n/a
Economically Disadvantaged	0	0	0	n/a	0	n/a
Migrant	0	0	0	n/a	0	n/a
Title1	0	0	0	n/a	0	n/a
Homeless	0	0	0	n/a	0	n/a
Gifted and Talented	0	0	0	n/a	0	n/a
STATE	TOTALS	(All	Schools)			
Students With Disabilities	0	3,899	3,370	86.40%	3,437	88.20%
Limited English Proficient	0	1,532	1,355	88.40%	1,378	89.90%
Economically Disadvantaged	0	6,702	5,867	87.50%	6,001	89.50%
Migrant	0	171	158	92.40%	159	93.00%
Title1	0	1,527	1,368	89.60%	1,376	90.10%
Homeless	0	248	182	73.40%	205	82.70%
Gifted and Talented	0	2,501	2,456	98.20%	2,471	98.80%

- #1 School graduation rate is a 1-year rate based on grade 12
- #2 School graduation rate is a 2-year rate based on grades 11-12.
- #3 School graduation rate is a 3-year rate based on grades 10-12.
- #4 Alternative School. In 2003-2004, graduation rate is a 2-year rate or less.

2003-2004	Colorado Department of Education
STATE	Student End of Year
	1-Year GRADUATION RATE BY SCHOOL AND IPST CATEGORY
	GRAD BASE      GRADUATION      GRADUATION      COMPLETION
	ADJUSTMENTS    BASE      GRADUATES      RATE    COMPLETERS      RATE
In	2004-2005, graduation rate is a 3 year rate or less.
In	2005-2006, graduation rate is a 4-year rate or less.
#5	School is closed in 2003-2004
*	School has no grade 12

