



FALL 2002 TEACHER COUNT BY RACE/ETHNICITY

DISTRICT	AMERICAN INDIAN OR ALASKAN NATIVE	ASIAN OR PACIFIC ISLANDER	BLACK (NOT HISPANIC)	HISPANIC	WHITE (NOT HISPANIC)	TOTAL
MAPLETON 1	2	4	1	28	250	285
NORTHGLENN-THORNTON 12	9	18	12	112	1625	1776
ADAMS COUNTY 14	2	3	8	90	278	381
BRIGHTON 27J	7	3	2	49	352	413
BENNETT 29J	0	0	0	0	63	63
STRASBURG 31J	0	0	0	2	42	44
WESTMINSTER 50	0	4	2	29	627	662
ALAMOSA RE-11J	0	2	0	45	100	147
SANGRE DE CRISTO RE-22J	0	0	0	1	28	29
ENGLEWOOD 1	3	2	2	7	230	244
SHERIDAN 2	1	3	0	5	120	129
CHERRY CREEK 5	5	28	47	92	2650	2822
LITTLETON 6	1	4	3	17	979	1004
DEER TRAIL 26J	0	0	0	0	22	22
ADAMS-ARAPAHOE 28J	10	18	74	87	1576	1765
BYERS 32J	0	0	0	0	37	37
ARCHULETA COUNTY 50 JT	4	0	0	4	87	95
WALSH RE-1	0	0	0	1	23	24
PRITCHETT RE-3	0	0	0	0	12	12
SPRINGFIELD RE-4	0	0	0	1	32	33
VILAS RE-5	0	0	0	1	19	20
CAMPO RE-6	0	0	0	1	10	11
LAS ANIMAS RE-1	0	0	0	10	44	54
MC CLAVE RE-2	0	0	0	2	22	24
ST VRAIN VALLEY RE 1J	5	19	0	76	1189	1289
BOULDER VALLEY RE 2	11	23	18	114	1694	1860
BUENA VISTA R-31	0	0	0	0	73	73
SALIDA R-32	0	0	0	0	88	88
KIT CARSON R-1	0	0	0	1	16	17
CHEYENNE COUNTY RE-5	0	0	0	0	32	32
CLEAR CREEK RE-1	0	2	0	1	82	85
NORTH CONEJOS RE-1J	0	0	1	27	50	78
SANFORD 6J	0	0	0	1	24	25
SOUTH CONEJOS RE-10	0	0	0	24	9	33
CENTENNIAL R-1	0	1	0	16	8	25
SIERRA GRANDE R-30	0	1	0	9	15	25
CROWLEY COUNTY RE-1-J	0	1	1	0	41	43
CUSTER COUNTY SCHOOL DISTRICT C-1	0	0	0	0	38	38
DELTA COUNTY 50(J)	0	0	0	10	274	284
DENVER COUNTY 1	17	52	352	682	3441	4544
DOLORES COUNTY RE NO.2	0	1	0	0	26	27
DOUGLAS COUNTY RE 1	66	16	14	54	2274	2424
EAGLE COUNTY RE 50	2	1	0	11	356	370
ELIZABETH C-1	0	0	0	0	176	176
KIOWA C-2	1	0	0	0	32	33
BIG SANDY 100J	0	0	0	1	31	32
ELBERT 200	0	0	0	0	23	23
AGATE 300	0	0	0	0	17	17
CALHAN RJ-1	0	0	0	0	45	45
HARRISON 2	8	11	44	52	637	752
WIDEFIELD 3	1	5	18	28	448	500




FALL 2002 TEACHER COUNT BY RACE/ETHNICITY

DISTRICT	AMERICAN INDIAN OR ALASKAN NATIVE	ASIAN OR PACIFIC ISLANDER	BLACK (NOT HISPANIC)	HISPANIC	WHITE (NOT HISPANIC)	TOTAL
FOUNTAIN 8	1	3	20	24	277	325
COLORADO SPRINGS 11	15	21	87	130	1679	1932
CHEYENNE MOUNTAIN 12	0	1	2	9	271	283
MANITOU SPRINGS 14	1	0	0	3	91	95
ACADEMY 20	9	12	5	45	1138	1209
ELLCOTT 22	0	0	0	1	65	66
PEYTON 23 JT	0	0	0	1	52	53
HANOVER 28	0	0	0	0	32	32
LEWIS-PALMER 38	2	0	1	8	274	285
FALCON 49	1	5	5	14	452	477
EDISON 54 JT	0	0	0	0	12	12
MIAMI/YODER 60 JT	0	0	1	1	26	28
CANON CITY RE-1	0	0	0	5	259	264
FLORENCE RE-2	3	0	0	6	110	119
COTOPAXI RE-3	0	0	0	0	30	30
ROARING FORK RE-1	0	2	0	11	346	359
GARFIELD RE-2	5	1	0	10	203	219
GARFIELD 16	0	0	0	1	60	61
GILPIN COUNTY RE-1	0	0	0	0	34	34
WEST GRAND 1-JT.	0	0	0	0	44	44
EAST GRAND 2	0	0	0	2	105	107
GUNNISON WATERSHED RE1J	0	0	0	1	130	131
HINSDALE COUNTY RE 1	0	0	0	0	12	12
HUERFANO RE-1	0	2	0	11	42	55
LA VETA RE-2	0	0	0	2	23	25
NORTH PARK R-1	0	0	0	0	26	26
JEFFERSON COUNTY R-1	27	48	24	172	4707	4978
EADS RE-1	0	0	0	1	20	21
PLAINVIEW RE-2	0	0	0	0	12	12
ARRIBA-FLAGLER C-20	0	0	0	0	21	21
HI-PLAINS R-23	0	0	0	0	17	17
STRATTON R-4	0	0	0	0	22	22
BETHUNE R-5	0	0	0	1	19	20
BURLINGTON RE-6J	0	0	0	1	57	58
LAKE COUNTY R-1	0	0	0	3	80	83
DURANGO 9-R	5	0	1	13	311	330
BAYFIELD 10 JT-R	0	0	0	1	68	69
IGNACIO 11 JT	2	0	1	5	62	70
POUDRE R-1	5	19	5	63	1449	1541
THOMPSON R-2J	5	8	0	19	891	923
PARK (ESTES PARK) R-3	0	0	0	1	92	93
TRINIDAD 1	0	0	0	25	76	101
PRIMERO REORGANIZED 2	0	0	0	11	8	19
HOEHNE REORGANIZED 3	0	0	0	1	25	26
AGUILAR REORGANIZED 6	0	0	0	3	12	15
BRANSON REORGANIZED 82	0	0	0	0	45	45
KIM REORGANIZED 88	0	0	0	1	10	11
GENOA-HUGO C113	0	0	0	0	22	22
LIMON RE-4J	0	0	0	0	46	46
KARVAL RE-23	0	0	0	0	12	12
VALLEY RE-1	1	2	0	5	166	174



FALL 2002 TEACHER COUNT BY RACE/ETHNICITY

DISTRICT	AMERICAN INDIAN OR ALASKAN NATIVE	ASIAN OR PACIFIC ISLANDER	BLACK (NOT HISPANIC)	HISPANIC	WHITE (NOT HISPANIC)	TOTAL
FRENCHMAN RE-3	0	0	0	3	21	24
BUFFALO RE-4	0	0	0	0	23	23
PLATEAU RE-5	0	0	0	0	19	19
DE BEQUE 49JT	0	0	1	0	22	23
PLATEAU VALLEY 50	0	0	0	0	40	40
MESA COUNTY VALLEY 51	3	5	3	55	1159	1225
CREEDE CONSOLIDATED 1	0	0	0	0	22	22
MOFFAT COUNTY RE:NO 1	2	0	0	2	153	157
MONTEZUMA-CORTEZ RE-1	2	0	0	7	213	222
DOLORES RE-4A	0	0	0	1	52	53
MANCOS RE-6	0	0	0	1	35	36
MONTROSE COUNTY RE-1J	0	3	0	15	323	341
WEST END RE-2	0	0	0	0	27	27
BRUSH RE-2(J)	0	0	0	6	104	110
FORT MORGAN RE-3	2	0	0	2	204	208
WELDON VALLEY RE-20(J)	0	0	0	0	18	18
WIGGINS RE-50(J)	0	0	0	2	38	40
EAST OTERO R-1	1	1	0	9	110	121
ROCKY FORD R-2	0	0	0	15	61	76
MANZANOLA 3J	0	0	0	1	22	23
FOWLER R-4J	0	0	0	1	32	33
CHERAW 31	0	0	0	2	18	20
SWINK 33	0	0	0	1	29	30
OURAY R-1	0	0	0	0	27	27
RIDGWAY R-2	0	0	0	0	1	1
PLATTE CANYON 1	0	0	0	0	90	90
PARK COUNTY RE-2	0	0	0	2	55	57
HOLYOKE RE-1J	0	0	0	2	45	47
HAXTUN RE-2J	0	0	0	0	25	25
ASPEN 1	0	0	0	0	132	132
GRANADA RE-1	0	0	0	4	22	26
LAMAR RE-2	1	0	0	12	107	120
HOLLY RE-3	0	0	0	4	25	29
WILEY RE-13 JT	0	0	0	1	28	29
PUEBLO CITY 60	8	5	8	290	807	1118
PUEBLO COUNTY RURAL 70	1	1	0	63	367	432
MEEKER RE1	0	0	0	1	40	41
RANGELY RE-4	0	0	0	0	33	33
DEL NORTE C-7	1	0	0	11	47	59
MONTE VISTA C-8	0	0	0	28	72	100
SARGENT RE-33J	0	0	0	2	32	34
HAYDEN RE-1	0	0	0	1	36	37
STEAMBOAT SPRINGS RE-2	1	2	0	1	142	146
SOUTH ROUTT RE 3	0	0	0	0	35	35
MOUNTAIN VALLEY RE 1	0	0	0	1	18	19
MOFFAT 2	0	0	0	2	22	24
CENTER 26 JT	0	1	0	19	35	55
SILVERTON 1	0	0	0	0	6	6
TELLURIDE R-1	0	0	0	0	61	61
NORWOOD R-2J	0	1	0	0	26	27
JULESBURG RE-1	0	0	0	0	28	28



FALL 2002 TEACHER COUNT BY RACE/ETHNICITY

DISTRICT	AMERICAN INDIAN OR ALASKAN NATIVE	ASIAN OR PACIFIC ISLANDER	BLACK (NOT HISPANIC)	HISPANIC	WHITE (NOT HISPANIC)	TOTAL
PLATTE VALLEY RE-3	0	0	0	0	17	17
SUMMIT RE-1	0	0	0	1	221	222
CRIPPLE CREEK-VICTOR RE-1	1	0	0	0	39	40
WOODLAND PARK RE-2	0	0	1	3	193	197
AKRON R-1	1	1	0	1	35	38
ARICKAREE R-2	0	1	0	0	24	25
OTIS R-3	0	0	0	0	19	19
LONE STAR 101	0	0	0	0	17	17
WOODLIN R-104	0	0	0	0	13	13
WELD COUNTY RE-1	0	2	0	5	144	151
EATON RE-2	0	2	0	5	93	100
KEENESBURG RE-3(J)	0	0	0	4	120	124
WINDSOR RE-4	2	4	0	1	184	191
JOHNSTOWN-MILLIKEN RE-5J	0	0	0	4	123	127
GREELEY 6	3	5	4	110	945	1067
PLATTE VALLEY RE-7	1	1	0	1	73	76
WELD COUNTY S/D RE-8	1	2	1	56	125	185
AULT-HIGHLAND RE-9	0	0	0	1	70	71
BRIGGS DALE RE-10	0	0	0	0	17	17
PRAIRIE RE-11	0	0	0	0	17	17
PAWNEE RE-12	0	0	0	0	19	19
YUMA 1	0	0	0	0	68	68
WRAY RD-2	0	0	0	1	59	60
IDALIA RJ-3	0	0	0	0	16	16
LIBERTY J-4	1	0	0	0	14	15
EAST CENTRAL BOCES	0	0	0	0	6	6
MOUNTAIN BOCES	0	0	0	0	22	22
CENTENNIAL BOCES	0	1	0	2	20	23
NORTHEAST BOCES	0	0	1	0	3	4
PIKES PEAK BOCES	0	0	0	2	79	81
SAN JUAN BOCS	0	0	0	0	3	3
SAN LUIS VALLEY BOCES	0	0	0	1	11	12
SOUTH CENTRAL BOCES	0	0	1	4	11	16
SOUTH PLATTE VALLEY BOCES	0	0	0	1	0	1
SOUTHEASTERN BOCES	0	0	0	0	14	14
SOUTHWEST BOCES	0	0	0	1	8	9
NORTHWEST COLO BOCES	0	0	0	0	1	1
RIO BLANCO BOCES	1	0	0	1	9	11
EXPEDITIONARY BOCES	0	0	0	1	19	20
SANTA FE TRAIL BOCES	0	0	0	0	5	5
STATE TOTAL	270	384	771	3075	42395	46895

