

# CEDAR/COGNOS Report Guide

## Student October Snapshot



## Contents

Overview .....	2
Access via Identity Management (IdM) webpage .....	2
Access via link in Data Pipeline .....	3
Navigating CEDAR/COGNOS .....	4
Extracting an Excel File .....	6
Student Profile Reports (Student Interchange) .....	7
Student Demographic .....	7
Student School Association .....	9
Student October Operational Reports .....	10
ELL Reports .....	14
Definitions .....	14
Progression .....	17
Reports .....	18
Other Summary Reports .....	20

# CEDAR/COGNOS Report Guide

## Student October Snapshot

### Overview

The Colorado Education Data Analysis and Reporting system (CEDAR) is a private, secure system which provides student level data to authorized users. Access to student-level data is limited to educators who have need for such data.

Often CEDAR is referred to as COGNOS since COGNOS is the software currently powering the Colorado Education Data Analysis and Reporting system (CEDAR).

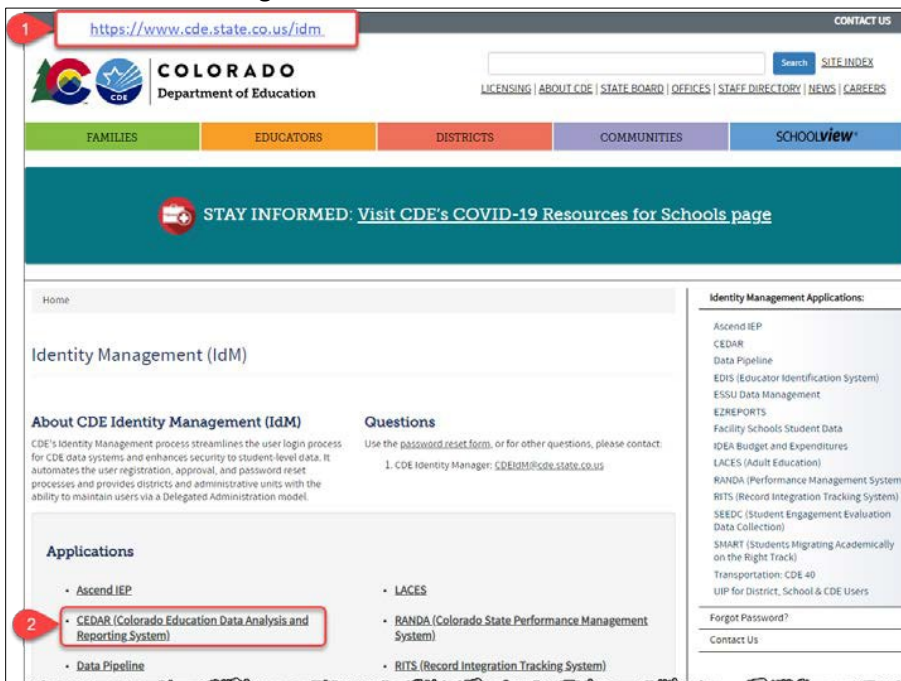
Reports in CEDAR/COGNOS have multiple purposes. Some are used as operational reports to assist data respondents in looking up specific information on students, file/snapshot errors, and students missing from a snapshot due to profile errors. Other reports are used to validate data when finalizing a data collection. Many reports also provide districts with a preview of data that will be published based upon specific data collections. (i.e., student enrollment)

Student October CEDAR/COGNOS reports are focused on the information needed to accurately report student's enrollment information as of pupil enrollment count date and validating school demographics, number of students in a particular instructional program, free and reduced lunch counts, and distribution of finances across the state.

### Access via Identity Management (IdM) webpage

Note: Google Chrome is the preferred browser when working with CEDAR/COGNOS reports.

1. [Go to the IdM webpage.](https://www.cde.state.co.us/idm)
2. Select the CEDAR application link.
3. Select the 'Log in to CEDAR' button



# CEDAR/COGNOS Report Guide

## Student Interchange

### About CEDAR

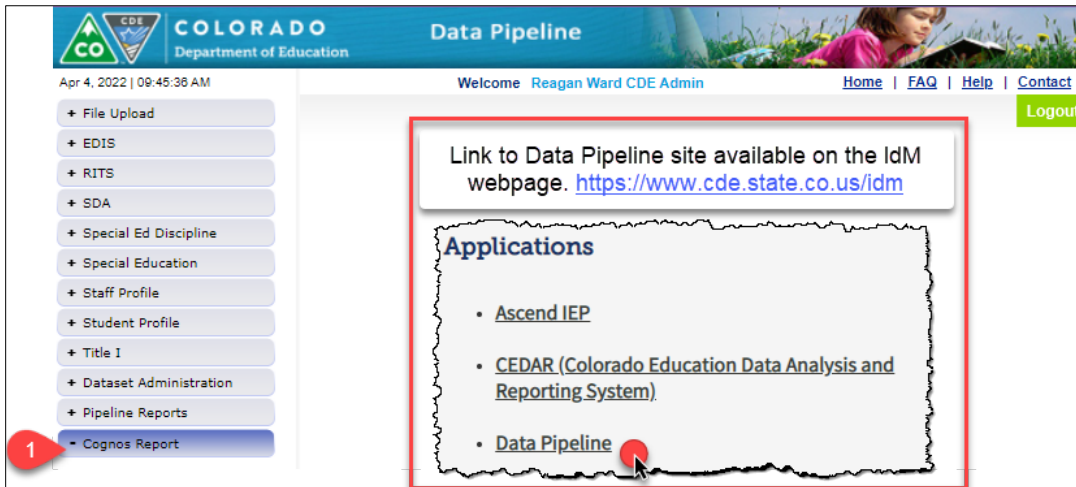
CEDAR, or Colorado Education Data Analysis and Reporting, is a private, secure system which provides student level data to authorized users. Access to student-level data is limited to educators who have a need for such data.

For permission to access to the student-level data for your school or district, please contact your local school district's Local Access Manager (LAM) and request access to CDE's CEDAR system. CDE does not grant access to this system to either district- or school-level users directly - districts must add, administer, and remove users themselves.

3 Log in to CEDAR

## Access via link in Data Pipeline

1. From the Data Pipeline site, select the 'COGNOS Report' button.
  - a. Note: Link to Data Pipeline site also available on the IdM webpage.

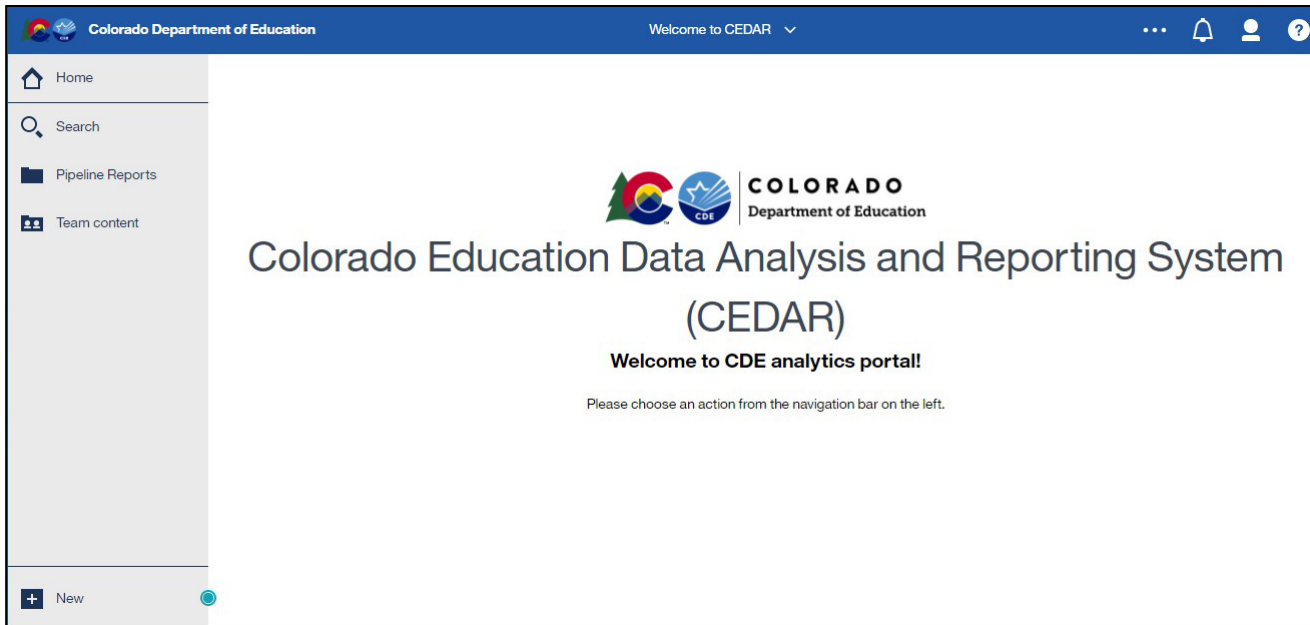


Link to Data Pipeline site available on the IdM webpage. <https://www.cde.state.co.us/idm>

**Applications**

- [Ascend IEP](#)
- [CEDAR \(Colorado Education Data Analysis and Reporting System\)](#)
- [Data Pipeline](#)

## CEDAR/COGNOS Home Screen:



Colorado Department of Education

Welcome to CEDAR

**COLORADO**  
Department of Education

# Colorado Education Data Analysis and Reporting System (CEDAR)

Welcome to CDE analytics portal!

Please choose an action from the navigation bar on the left.

- Home
- Search
- Pipeline Reports
- Team content
- New

# CEDAR/COGNOS Report Guide

## Student October Snapshot

### Navigating CEDAR/COGNOS

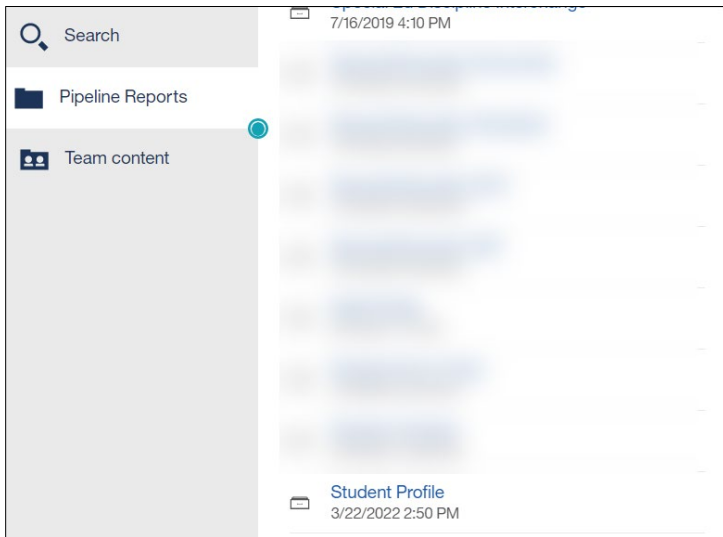
#### Pipeline reports folder:

Select this folder to view available report categories (files)

 Pipeline Reports

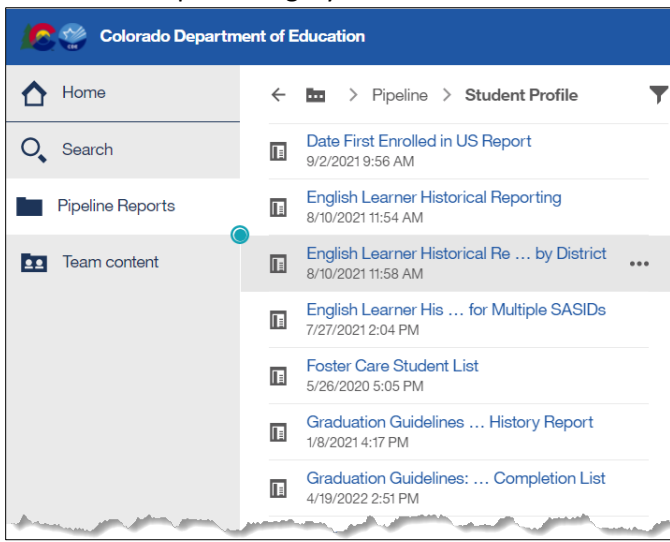
#### Reports category file:

Reports are organized based upon a user's access permissions in IdM. Each file represents reports connected to a specific data collection/IdM user role. Student Interchange (Profile) data respondents should have access to the Student Profile report categories.



#### Report:

Within each report category file is a list of all available reports. Select the desired report from the list.

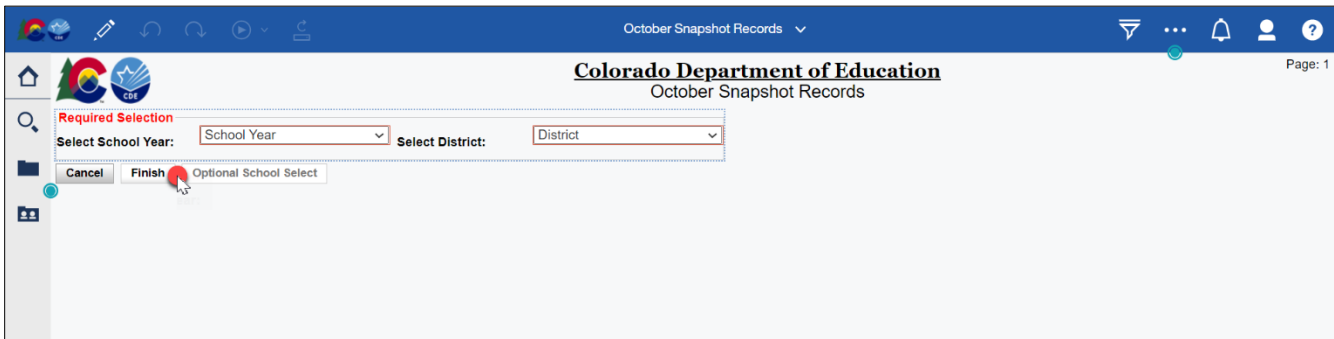


#### Sample Report Screen:

Report screens will vary slightly based upon the report. Complete the required selection dropdown menus and any desired optional selection areas. Select 'Finish' to review the report.

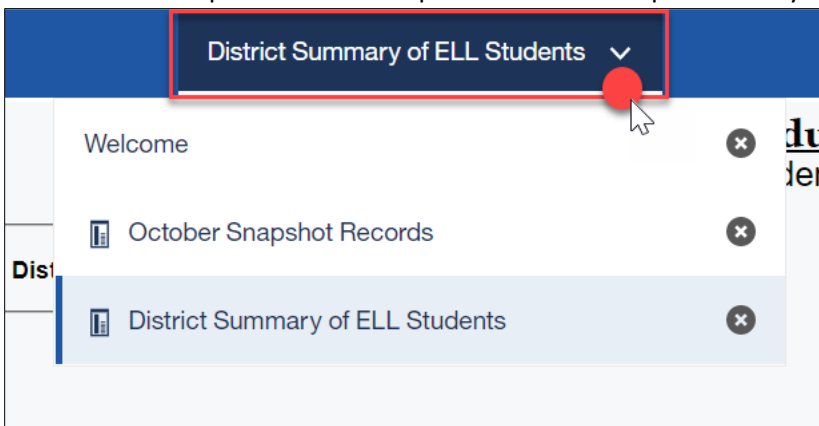
# CEDAR/COGNOS Report Guide

## Student October Snapshot



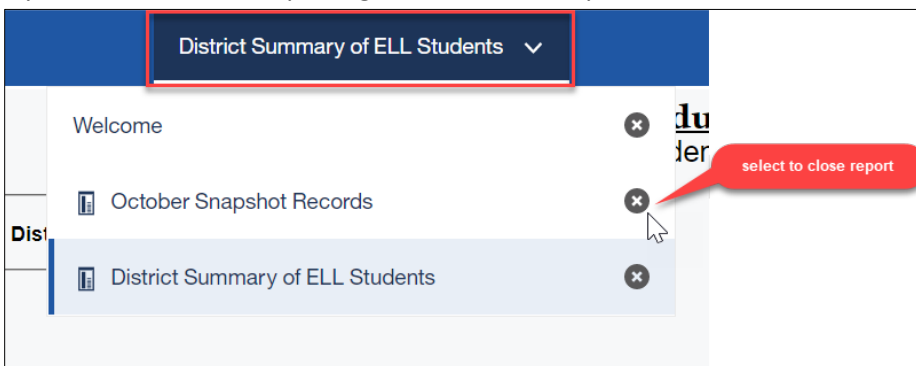
### Toggle between reports:

Select a recent report from the dropdown list at the top center of your screen.



### Close an open report:

Select the x button in the recent report dropdown list at the top center of your screen. This resets the report parameters if you wish to run the report again with different parameters.



### Reports with multiple pages:

Often a report will contain multiple pages of information. Use the navigation arrows at the bottom of the screen to move through report pages.




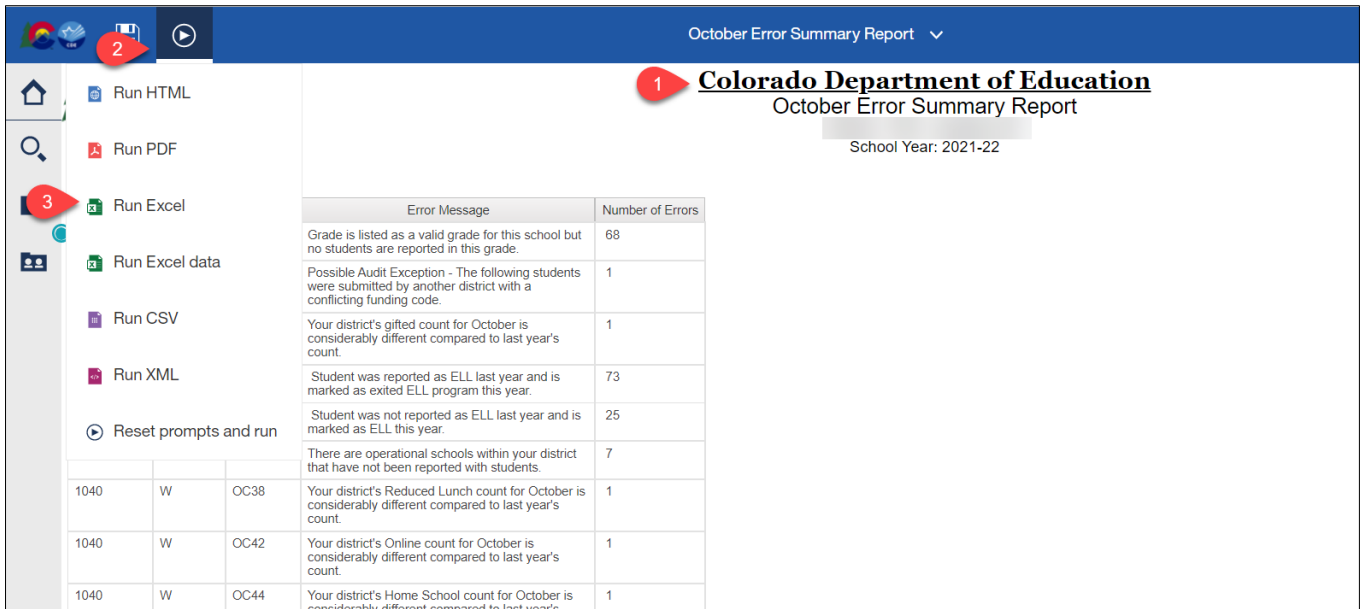
# CEDAR/COGNOS Report Guide

## Student October Snapshot

### Extracting an Excel File

It is often helpful to save a report as an excel file on your computer. This is especially beneficial when reviewing reports with many pages of data or if you wish to filter a report on a specific field. Since many of these reports are only available to data respondents, there may be times where a respondent may wish to save a copy of a report to share with other district employees who need access to this information. (For example, English Language Learner colleagues may wish to review the 'District Summary of ELL Students' report for their school to cross reference the total amount of ELL students in the district). Please remember to use your district's secure file sharing process when sharing personally identifiable information. As a reminder, email is not a secure method of sharing personally identifiable information (PII).

1. Open the desired report
2. Select the 'Run as'  button at the top of the screen.
3. Select 'Run Excel' from the dropdown menu.
  - a. Note: If using Google Chrome, a new window will pop-up (shown below). Open the file once it completes downloading.
4. Save the downloaded file to your computer for future use.



Error Message	Number of Errors
Grade is listed as a valid grade for this school but no students are reported in this grade.	68
Possible Audit Exception - The following students were submitted by another district with a conflicting funding code.	1
Your district's gifted count for October is considerably different compared to last year's count.	1
Student was reported as ELL last year and is marked as exited ELL program this year.	73
Student was not reported as ELL last year and is marked as ELL this year.	25
There are operational schools within your district that have not been reported with students.	7
Your district's Reduced Lunch count for October is considerably different compared to last year's count.	1
Your district's Online count for October is considerably different compared to last year's count.	1
Your district's Home School count for October is considerably different compared to last year's count.	1



# CEDAR/COGNOS Report Guide

## Student October Snapshot



### Student Profile Reports (Student Interchange)

Student October data respondents have access to the 'student profile' report file in COGNOS/CEDAR. These reports are connected to data provided through the Student Interchange files (Student Demographics, Student School Association, and Graduation Guidelines). They are operational reports in nature, assisting districts with reporting accurate data on these files and providing historical information when helpful.

### Student Demographic


#### Student Demographics Error Detail and Summary Report


This report shows a detailed list of student records and the corresponding triggered business rule during a Student file upload (Student Demographics file). This report also shows a list of the business rules triggered during a Student file upload (Student Demographic file). It matches the Data Pipeline Error report for the Student file.

#### English Learner Historical Reporting SASID Lookup | English Learner Historical Reporting by District

These two reports provide historical information regarding the historical English Learner status of a student. The first allows a respondent to lookup an individual student's history by SASID and the second an entire list by the reporting district.

Note: The 'School Year' column in these reports shows the Fall semester of the given year. For example, the 2021-2022 school year is shown as '2021' on these reports since it is reflecting the Student October data collection that takes place during the fall semester.







### Colorado Department of Education

#### English Learner Historical Reporting SASID Lookup

School Year: 2023-2024

GRP	SASID	School Year	Grade	District Code	Language Background	Language Proficiency	Bilingual	ESL	Language Program	Update Date	Tag Code	Error Indicator
Stu Oct		2012-2013	004	1110	eng	Not Applicable (0)	Not Applicable (0)	Not Applicable (0)				
Stu Oct		2013-2014	007	1110	eng	Not Applicable (0)	Not Applicable (0)	Not Applicable (0)				
Stu Oct		2014-2015	010	1110	eng	Not Applicable (0)	Not Applicable (0)	Not Applicable (0)				
Stu Oct		2015-2016	020	1110	eng	Not Applicable (0)	Not Applicable (0)	Not Applicable (0)				
Stu Oct		2016-2017	030	1110	eng	Not Applicable (0)	Not Applicable (0)	Not Applicable (0)				
Stu Oct		2017-2018	040	1110	eng	Not Applicable (0)			Not Applicable (00)			
Stu Oct		2018-2019	050	1110	eng	Not Applicable (0)			Not Applicable (00)			
Stu Oct		2022-2023	090	1110	eng	Not Applicable (0)			Not Applicable (00)			
Now		2023-2024	100	1040	eng	Not Applicable (0)			Not Applicable (00)	0419024		N
Now		2023-2024	100	1110	eng	Not Applicable (0)			Not Applicable (00)	0419024		N
Stu Oct		2023-2024	100	1040	eng	Not Applicable (0)			Not Applicable (00)			
Stu Oct		2012-2013	004	1000	eng	Not Applicable (0)	Not Applicable (0)	Not Applicable (0)				
Stu Oct		2013-2014	007	1000	eng	Not Applicable (0)	Not Applicable (0)	Not Applicable (0)				
Stu Oct		2014-2015	010	1000	eng	Not Applicable (0)	Not Applicable (0)	Not Applicable (0)				
Stu Oct		2015-2016	020	1000	eng	Not Applicable (0)	Not Applicable (0)	Not Applicable (0)				
Stu Oct		2016-2017	030	1000	eng	Not Applicable (0)	Not Applicable (0)	Not Applicable (0)				





### Colorado Department of Education

#### English Learner Historical Reporting by District

School Year: 2023-2024

SASID	Last Name	First Name	Date of Birth	District	School	Current Year			Prior Year					
						Language Background	Language Proficiency	Language Instruction Program	Error Indicator	OCT District	OCT School	OCT Language Background	OCT Language Proficiency	OCT Language Instruction Program
						spa	LEP (2)	ESL or ELD (01)		1040	1615	spa	NEP (1)	ESL or ELD (01)
						kor	PHLOTE (4)	Not Applicable (00)		1040	0019	kor	PHLOTE (4)	Not Applicable (00)
						tel	PHLOTE (4)	Not Applicable (00)		1040	0076	tel	PHLOTE (4)	Not Applicable (00)
						rus	PHLOTE (4)	Not Applicable (00)		1040	1615	rus	PHLOTE (4)	Not Applicable (00)
						spa	FELL (5)	Not Applicable (00)	E	1040	3985	spa	FEP - Exit Year 2	Not Applicable (00)
						ara	PHLOTE (4)	Not Applicable (00)		1040	6937	ara	PHLOTE (4)	Not Applicable (00)
						rus	FELL (5)	Not Applicable (00)		1040	7240	rus	FELL (5)	Not Applicable (00)

### Foster Care Student List

This is a list of students who have been identified as in Foster Care by the Colorado Department of Education using data provided by the Colorado Department of Human Services. This information is confidential and should not be shared with unauthorized individuals.

# CEDAR/COGNOS Report Guide

## Student October Snapshot



SASID	First Name	Last Name	Date of Birth	Grade Level	School Code	School Name	FRL Eligibility
-------	------------	-----------	---------------	-------------	-------------	-------------	-----------------

### Homeless Detail Report

List of students by district who have been indicated as Homeless, both accompanied and unaccompanied, along with their primary nighttime residence.

SASID	Last Name	First Name	School Code	School Name	Entry Grade Level	School Entry Date	School Exit Date	Accompanied	Unaccompanied	In Shelters	Doubled Up	Unsheltered	Hotels/Motels
Accompanied - student is in custody of a parent/guardian Unaccompanied - student is not in the custody of a parent/guardian										<b>Primary Nighttime Residence</b>			

### Migrant Student List

List of students by district who have been identified as Migrant students by CDE’s Office of Migrant Education. More information can be found on the [Office of Migrant Education’s website](#).

SASID	Last Name	First Name	Birth Date	School Code	Migrant Arrival Date	Migrant End Date
-------	-----------	------------	------------	-------------	----------------------	------------------

### Student Profile and IEP Comparison

This report will display the Student Interchange information and Special Education IEP Interchange information for the current year. To view the information in this report, the district must have the Student Interchange files uploaded as well as the IEP Interchange uploaded. The report will pull and display all students that are on an IEP along with information reported in both interchanges alongside one another. This information should be the same in most cases and should be verified to make sure student information is accurate across collections.

**Colorado Department of Education**  
Student Profile and IEP Comparison

School Year: 2023-24  
Tag: All

SASID	Student Profile District Code	IEP District of Attendance	Student Profile First Name	IEP First Name	Student Profile Middle Name	IEP Middle Name	Student Profile Last Name	IEP Last Name	Student Profile Gender	IEP Gender	Student Profile Birth Date	IEP Birth Date	Student Profile Ethnicity	IEP Ethnicity	Student Profile American Indian	IEP American Indian	Student Profile Asian	IEP Asian	Student Profile Black	IEP Black	Student Profile White	IEP White	Student Profile Native Hawaiian	IEP Native Hawaiian	Student Profile Entry Grade Level	IEP Grade Level	Student Profile Primary Disability	IEP Primary Disability	Student Profile ELL Status	IEP ELL Status
													1	1	0	0	0	0	0	0	1	1	0	0	120	120	06	06	N	Y
													0	0	0	0	1	1	1	1	0	0	0	0	050	050	13	10	N	N
													1	1	0	0	0	0	0	0	1	1	0	0	050	050	04	04	N	Y
													0	0	0	0	0	0	0	0	1	1	0	0	060	060	16	04	N	N
													0	0	0	0	0	0	0	0	1	1	0	0	004	004	00	08	N	N
													0	0	0	0	1	1	0	0	0	0	0	0	110	110	00	13	N	N
													0	0	0	0	0	0	0	0	1	1	0	0	070	070	03	04	N	N

### Special Education Transition Historical Reporting

This report will display Student October information, Student End of Year information, and Special Education End of Year information for the current year. To view the information in this report, the district must have the Student October Snapshot and the Student End of Year Snapshot in place for the year prompted. The report will pull and display all students indicated as Special Education Transition along with information reported from the various collections. The information pulled is described below to verify the Special Education Transition students are coded correctly:

#### Student School Association File Columns:

- District Code
- School Code
- School Name
- SASID
- School Year

#### Student October Snapshot Columns:

- District Code
- Grade Level
- Primary Disability Code
- Primary Disability Name
- Special Education Transition



# CEDAR/COGNOS Report Guide

## Student October Snapshot



- Pupil Attendance Information
- Non-School Program

### Student End of Year Snapshot Columns:

- District Code
- Grade Level
- Special Education Transition
- School Entry Date
- School Entry Type
- School Exit Date
- School Exit Type
- Retention Code
- Non-School Program

### Special Education End of Year Snapshot Columns:

- Special Education Exit Date
- Special Education Basis of Exit

Colorado Department of Education Special Education Transition Historical Reporting																						Page: 1
School Year: 2023-2024																						
SSA: District Code	SSA: School Code	SSA: School Name	SASID	School Year	OCT: District Code	OCT: Grade Level	OCT: Primary Disability Code	OCT: Primary Disability Name	OCT: SPED Transition	OCT: Pupil Attendance Information	OCT: Non-School Program	SEY: District Code	SEY: Grade Level	SEY: SPED Transition	SEY: School Entry Date	SEY: School Entry Type	SEY: School Exit Date	SEY: School Exit Type	SEY: Retention Code	SEY: Non-School Program	SPED EOY: SPED Exit Date	SPED EOY: SPED Basis of Exit
					120		16	Other Health Impairment	1	02	00	1040	120	1	08152022	90	05252023	27	3	00		
					120		13	Autism Spectrum Disorder	1	02	00	1040	120		08162021	90	05242022	27	3	00		
					120		13	Autism Spectrum Disorder	2	02	00	1040	120	2	08152022	90	05252023	27	3	00		
					120		13	Autism Spectrum Disorder	1	02	00	1040	120		08162021	90	05242022	27	3	00		
					120		13	Autism Spectrum Disorder	2	02	00	1040	120	2	08152022	90	05252023	27	3	00		
					120		10	Multiple Disabilities	1	02	00	1040	120		08162021	90	05242022	27	3	00		
					120		10	Multiple Disabilities	2	02	00	1040	120	2	08152022	90	05252023	27	3	00		
					120		10	Multiple Disabilities	1	02	00	1040	120	1	08152022	90	05252023	27	3	00		
					120		13	Autism Spectrum Disorder	1	02	00	1040	120		08162021	90	05242022	27	3	00		
					120		13	Autism Spectrum Disorder	2	02	00	1040	120	2	08152022	90	05252023	27	3	00		

### Title VI American Indian/Native Alaskan

This report provides a list of self-identified American Indian/Alaska Native students. This list may be used as a “trigger” for the Title VI ED 506 Indian Student eligibility certification form. If you have questions about American Indian/Native Alaskan services through Title VI please reach out to [CDE’s Title VI office](#).

SASID	First Name	Middle Name	Last Name	Date of Birth	Grade Level	District Code	District Name	School Code	School Name	Federal Race	Amer Indian or Alaskan	Hispanic/Latino Ethnicity	White	Pacific Islander	Black	Asian	Most Recent Update
-------	------------	-------------	-----------	---------------	-------------	---------------	---------------	-------------	-------------	--------------	------------------------	---------------------------	-------	------------------	-------	-------	--------------------

### Student School Association

#### Student School Association Error Detail and Summary Report

This report shows a detailed list of student records and the corresponding triggered business rule during a Student School Association file upload. This report also shows a list of the business rules triggered during a Student School Association file upload. It matches the detailed Data Pipeline Error report for the Student School Association file.

#### Date First Enrolled in US Report

This report allows a respondent to look up the date on record with CDE that a student was first enrolled in a US school by SASID. This is based upon records reported in the data pipeline system.

*Report Tip: If you don’t input a SASID in the prompt screen and select ‘Finish’, the report will pull the entire district list.*

SASID	School Code	LASID	First Name	Last Name	Date of Birth	Current Entry Grade Level	Current Date First Enrolled in SSA File	Calculated Date First Enrolled in US	Calculated Date First Enrolled Entry Type	Calculated Grade First Enrolled in CO
-------	-------------	-------	------------	-----------	---------------	---------------------------	---	--------------------------------------	---	---------------------------------------

# CEDAR/COGNOS Report Guide

## Student October Snapshot



### Home Based Students

This report shows a district's list of students with Student School Association record that indicates they are Home Based Education = Yes (1).

SASID	First Name	Last Name	Birth Date	School Code	School Name	Entry Grade Level	School Entry Date	School Exit Date	Home Based Education
-------	------------	-----------	------------	-------------	-------------	-------------------	-------------------	------------------	----------------------

### Students with an assigned Anticipated Year of Graduation

This list of students reflects students on your SSA file who have an assigned Anticipated Year of Graduation (AYG). It is based upon the prior year's student end of year reporting and does not update until this year's student end of year reporting is finalized. To review current AYG cohorts as updated by the creation of a new student end of year snapshot, please see the 'EOY Student List – Students from Current AYG' report in the Student End of Year COGNOS reporting category file.

SASID	First Name	Last Name	Gender	Date of Birth	Entry Grade Level	School Entry Date	School Exit Date	School Exit Type	Anticipated Year of Graduation	Last Year Reported	Starting Grade for AYG	Starting Year for AYG	Starting District for AYG
Current year data based upon SSA files.									Prior year data from the Student End of Year collection.				
					110				2023	2021	090	2020	1110
									2023	2021	090	2020	1040

AYG, Last Reported Year, and Starting Year for AYG represent the Spring semester of the school year. For example, school year 2020-2021 is shown as '2021' in these data fields.

### Gifted and Talented SASID Lookup

This report allows a lookup by SASID for historical gifted and talented information for a student. The Gifted and Talented SASID Lookup can lookup one to multiple SASIDs. Once the report is run, the students will be listed on the left-hand side along with their SASID, Last Name, First Name and Date of Birth. Current Year information and Prior Year information are then displayed for each student. Each record will have a District Code, School Code and all 14 gifted fields listed within that year's information. For example, if 2023-2024 is run for the report, Student School Association information for 2023-2024 is listed in the Current Year and 2022-2023 Student October information is listed in the Prior Year row.

Colorado Department of Education																			Page: 1	
Gifted and Talented SASID Lookup																				
School Year: 2023-2024																				
SASID	Last Name	First Name	Date of Birth		District Code	School Code	Gifted General Intellect Ability	Gifted Creativity or Productive Thinking	Gifted Leadership Abilities	Gifted Reading	Gifted Writing	Gifted Math	Gifted Science	Gifted Social Studies	Gifted World Language	Gifted Visual Arts	Gifted Performing Arts	Gifted Musical	Gifted Dance	Gifted Psychomotor
Student A				Current Year	1040	6937	0	0	0	0	0	0	0	0	0	0	0	0	0	0
				Prior Year	1110	2908	0	0	0	0	0	1	0	0	0	0	0	0	0	0
Student B				Current Year	1040	0110	0	0	0	0	0	0	0	0	0	0	0	0	0	0
				Prior Year	1000	3110	0	0	0	1	1	0	0	0	0	0	0	0	0	0
				Prior Year	1000	3110	0	0	0	1	1	0	0	0	0	0	0	0	0	0

Current Year: Year that the report was run for. Example 2023-2024  
Prior Year: Prior year Student October information. Example 2022-2023

### Student October Operational Reports

There are several available Student October reports that are not directly tied to publicly posted education statistics data but are operational in nature, designed to help data respondents with the process of reporting Student October data. These reports update with new file uploads and/or when a new Student October snapshot is created.

# CEDAR/COGNOS Report Guide

## Student October Snapshot



### October Error Summary Report

This report shows a list of the business rules triggered by a Student October snapshot. It matches the Data Pipeline Error report for the Student October Snapshot. This report will list the error/warning code, the error/warning message, and the count of the number of times the error/warning occurred. This report helps with prioritizing which errors need the most work in. Most of the time, errors can be grouped together when problem solving.

### October Error Detail Report

This report shows a detailed list of student records and the corresponding business rules triggered by a Student October snapshot. It matches the Data Pipeline Error Detail report for the Student October Snapshot. This report will list the errors and warnings along with the SASID record detail for these students.

### October Snapshot Records

Use this report to review/download a list of all Student October snapshot records for the current year or a prior year. This is especially helpful if you need to validate certain students are being included in your snapshot data.

Note: This report reflects the current Student October File Layout. When reviewing data for a prior year you may see columns without any data. These are data fields that have been added to the Student October File Layout after that reporting year.

Tip: Use the find function in your browser to search for a specific student by SASID. (Shortcut Key: CTRL + F)

Language Program	Migrant	Immigrant	Homeless	Cause of Housing Crisis	Add Cause of Housing Crisis	Primary Nighttime Residence	Free Reduced Lunch	Title 1 Student	SPED Transition	SPED Student	Gifted and Talented	Expelled Education	Attends HSED Program	School Code	Entry Grade Level	Pupil Attendance Information	District of Parents Residence	State of Parents Residence
------------------	---------	-----------	----------	-------------------------	-----------------------------	-----------------------------	--------------------	-----------------	-----------------	--------------	---------------------	--------------------	----------------------	-------------	-------------------	------------------------------	-------------------------------	----------------------------

### Snapshot Records Excluded Due to Profile Errors

This report shows a list of students who have errors on the SSA or DEM files and therefore are not pulling into the Student October snapshot. Address the errors on the Student Interchange files and create a new snapshot to ensure these records pull into the Student October snapshot.

Note: Helpful columns from the Student Interchange have been pulled for your convenience to see if there could be potential reasons the student is flagging errors.

District	School Code	SASID	Student's First Name	Student's Last Name	Student's Gender	Student's Birth Date	School Entry Date	Error Indicator
								Demographic Error
								Demographic Error
								Demographic Error

### Students Excluded from Student October Snapshot

This report is like 'Snapshot Records Excluded Due to Profile Errors', but not only includes students who have errors on the SSA or DEM files but contains students that could have zero errors within the interchange, but still are being

# CEDAR/COGNOS Report Guide

## Student October Snapshot



excluded and therefore are not pulling into the Student October snapshot. These students could have entry/exit dates that do not align with your district's count date, the student's age does not fall within the parameters, etc.

Note: Helpful columns from the Student Interchange have been pulled for your convenience to see if there could be potential reasons the student is not being pulled into the snapshot.

SASID	First Name	Last Name	Middle Name	Birth Date	Primary School Flag	School Entry Date	School Exit Date	Demographic Error Indicator	School Association Error Indicator	Demographic Update Date	School Association Update Date	TAG Code
					1	07282021	08032021	N	N			OCT
					1	10102021	10102021	N	N			OCT

### Students Exited with 00 in Prior SEY (Not in OCT)

This report contains students that your district reported in the prior year Student End of Year Collection with Exit Type 00 (Not Exiting) and the same district is not reporting that student in their Student October Collection. This could help districts identify students that need a one day record, are missing from their district' Student October Snapshot, etc.

Note: Students who move over the summer must have a one-day record in the subsequent Student End of Year collection. You may have already included these students on your Demographic/Student School Association File and their exit date prevents them from pulling into the Student October Snapshot. This list may also reflect students with errors on the DEM/SSA file that are preventing them from pulling into the Student October snapshot.

SEY District Code	SEY School Code/Name	SEY SASID	SEY First Name	SEY Middle Name	SEY Last Name	SEY Grade Level	SEY Exit Code	SEY Postsecondary Code	SEY Retention Code	SEY Non-School Program Code
							00	00	0	00
							00	00	0	00
							00	00	0	00
							00	00	0	00
							00	00	0	00
							00	00	0	00
							00	00	0	00
							00	00	0	00
							00	00	0	00

### Student October Contact List

This report shows a list of Student October data respondents and their contact information (as entered in Data Pipeline) to help Student October data respondents if they need to communicate with another district to resolve post collection errors/warnings. This list can also be used when a district needs to request confirmation of enrollment from another district. Only users with OCT User or OCT Approver roles in data pipeline are reflected in this list. OCT Viewers are not reflected.

# CEDAR/COGNOS Report Guide

## Student October Snapshot

### Summary of Pupils Being Reported by Another District

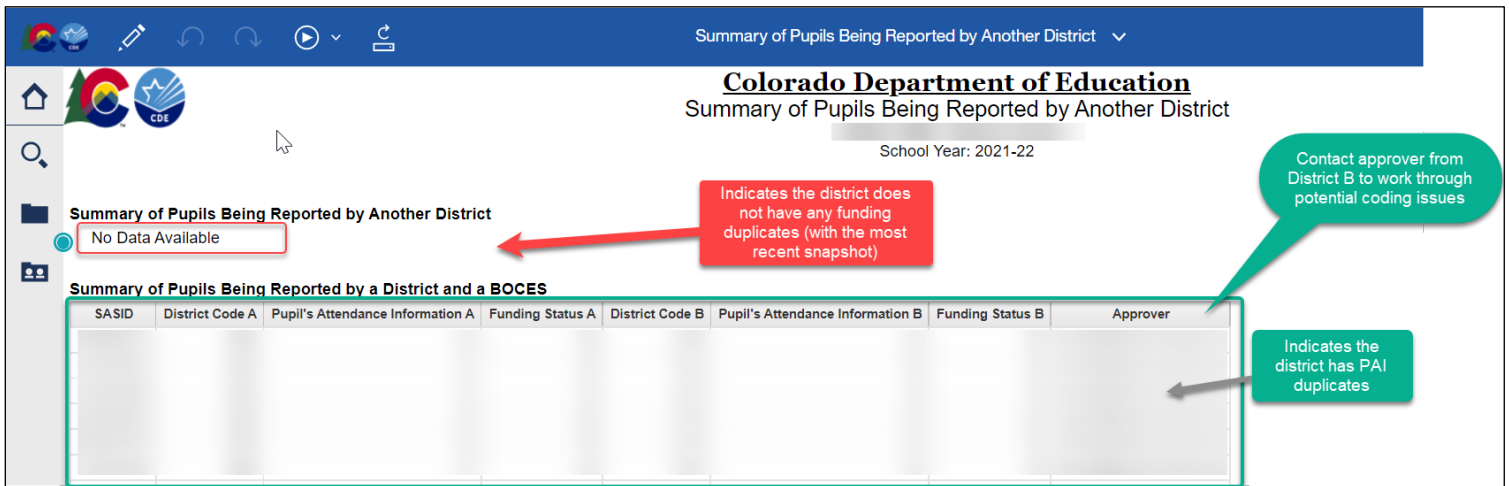
This report is used to list possible audit exceptions before the formal audit process begins (cross LEA validation) following the close of the collection. Districts are encouraged to monitor this report as soon as they submit a snapshot. This report helps prevent audit exceptions late in the collection. It is intended to help districts avoid losing a student during the Duplicate Process (cross LEA).

There are two sections to this report: Summary of Pupils Being Reported by Another District and Summary of Pupils Being Reported by a District and a BOCES.

Summary of Pupils Being Reported by Another District: These students are your funding duplicates. These students will be put through the Duplicate Process if not resolved before then. Your district and another district (District B) are submitting this student for funding that exceeds the allowable total FTE.

Summary of Pupils Being Reported by a District and a BOCES: These students are your PAI duplicates. These students have a PAI code of 01-08 in both District A (your district) and District B. The student will be “counted” in terms of enrollment for both districts. Please make sure your PAI Coding is accurate with the corresponding BOCES or district.

Tip: Monitor this report throughout the collection. This report will constantly update as your district takes new Student October snapshots as well as when other districts take snapshots.



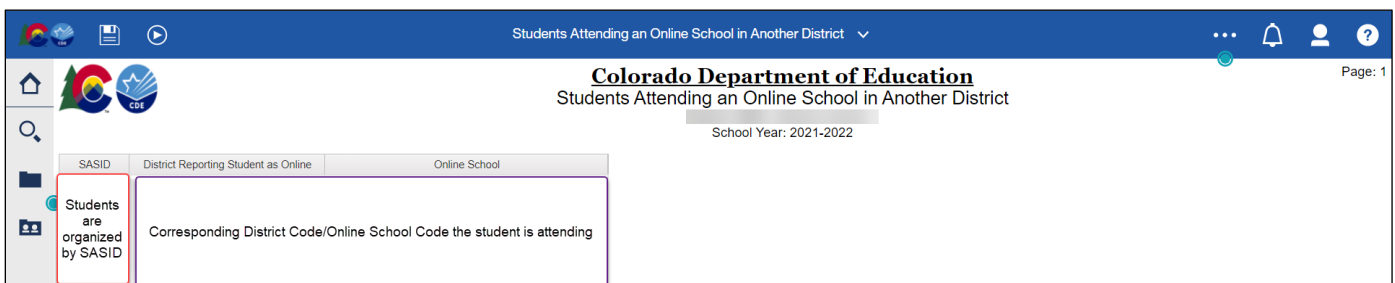
**Summary of Pupils Being Reported by Another District**  
No Data Available

**Summary of Pupils Being Reported by a District and a BOCES**

SASID	District Code A	Pupil's Attendance Information A	Funding Status A	District Code B	Pupil's Attendance Information B	Funding Status B	Approver

### Students Attending an Online School in Another District

This report shows all students that have been reported attending an online school in another district. It will help you verify which students and the number of students that are attending an online educational school hosted by another district.



**Students Attending an Online School in Another District**

SASID	District Reporting Student as Online	Online School

Corresponding District Code/Online School Code the student is attending

### Audit Exception Report

This report displays both the summary of pupils being reported by another district: funding duplicates as well as the

# CEDAR/COGNOS Report Guide

## Student October Snapshot

summary of pupils being reported by another district: PAI duplicates. This report will not populate until after Cross LEA has been run. This report is the final duplicate count after the close of the first phase of the collection. The information that your district is reporting is always District A (red) and will display students that are being submitted by at least one other district or BOCES and whose total funding exceeds the state’s maximum allowable level.

**Summary of Pupils Being Reported by Another District: Funding Duplicates**

School Year	Organization A	Organization B	SCHOOL A	SCHOOL B	SASID A	SASID B	Funding A	Funding B	Birth Date A	Birth Date B	Gender A	Gender B
2022	↓	↓			↓	↓						
2022												
2022												

### Students Missing from IEP Interchange

This report shows the students who are included in your Student October records and are marked as special education (primary disability something other than ‘00’) who are not in the IEP interchange. If you have not loaded files into the IEP interchange or are missing students in the IEP interchange they may appear in this report.

Note: This report does not necessarily need to show a count of 0 students to complete the Student October collection, rather it will be helpful once your district starts to work on the December Count collection. If school codes differ in both collections, the student may show up in this report since the records do not “match”.

SASID	District Code	First Name Student	Middle Name Student	Last Name Student	Gender Student	Birth Date Student	ELL Status	Ethnicity Student	Race Indian Student	Race Asian Student	Race Black Student	Race White Student	Race Hawaiian Student	Entry Grade Level	Primary Disability
															Students that have a Primary Disability not equal to '00' are considered Special Education students →

## ELL Reports

### Definitions

#### Language Background

Any student, who has a language proficiency code of Non-English Proficient (NEP), Limited English Proficient (LEP), Fluent English Proficient (FEP), Primary or Home Language Other Than English (PHLOTE), or Former EL (FELL), must have a language background other than English (ENG). While American Sign Language (ASL) is a recognized language, these fields are meant to describe languages of second language learners as they relate to language instruction programs. If the student is in fact an EL, the language background would not be ASL; it would be something other than English “eng”, such as Spanish “spa”. If it is determined there is a language influence other than English (ASL is considered English for EL programming purposes), then the process of identification would begin and would follow the district policy –administer identification screener assessment (K Screener/WIDA Screener), build a body of evidence, and determine language proficiency as NEP or LEP.

#### Language Proficiency

A student's English language proficiency is described by his or her ability to speak, listen, read, and write in English. English Learners (EL) must have an English Proficiency rating entered (1, 2, 6, 7, 8, 9) and non-EL students must be coded as 0 or 4. Former English Learners are coded as 5. **Note:** the rules regarding FEP (6, 7, 8, and 9) and FELL (5) have changed, once a student has been FEP for four consecutive school years (two years monitored followed by two years exited) they should be moved to FELL status.

# CEDAR/COGNOS Report Guide

## Student October Snapshot



Code	Description
0	<b>Not Applicable</b>
1	<b>NEP - Non-English Proficient</b> - A student who speaks a language other than English and does not comprehend, speak, read, or write English.
2	<b>LEP - Limited English Proficient</b> - A student who comprehends, speaks, reads, or writes some English, but whose predominant comprehension or speech is in a language other than English.
4	<b>PHLOTE, English Proficient</b> - A student who has a Primary or Home Language Other Than English (PHLOTE), has <i>never been identified as an English Learner</i> and after initial screening and review of a body of evidence, is determined to be proficient in English (in all four domains).
5	<b>FELL- Former EL</b> – A student who previously received language instruction in the reporting LEA or another LEA who has been exited from an EL program for two school years. <i>Students who transfer from another LEA and have Screener test scores indicating student is fluent in English (in all four domains) should no longer be automatically coded as FELL, instead they should continue with their FEP progression.</i>
6	<b>FEP, Monitor Year 1</b> – A student who has spoken, or currently speaks, a language other than English, but who can comprehend, speak, read, and write English comparable to their monolingual English-speaking peers. A Monitor Year 1 student should have been re-designated based upon assessments and a body of evidence from previous school year.
7	<b>FEP, Monitor Year 2</b> – A student who has spoken, or currently speaks, a language other than English, but who can comprehend, speak, read, and write English comparable to their monolingual English-speaking peers. A student in Monitor Year 2 should have been re-designated based upon assessments and a body of evidence and have been in Monitor year 1 during the previous school year.
8	<b>FEP, Exited Year 1</b> - A student who has spoken, or currently speaks, a language other than English, but who can comprehend, speak, read, and write English comparable to their monolingual English-speaking peers. A student coded as Excited Year 1 should have been coded as Monitor Year 2 in the previous school year and determined to be exited.
9	<b>FEP, Exited Year 2</b> - A student who has spoken, or currently speaks, a language other than English, but who is able to comprehend, speak, read, and write English comparable to their monolingual English-speaking peers. A student who is coded as Exited Year 2 should have been coded as Exited Year 1 in the previous school year and determined to be exited.

To determine “Re-designated” status, students in a language acquisition program may be ready to be re-designated into a two-year monitoring period (Monitored Year 1 and Monitored Year 2) as outlined by Office of Civil Rights criteria and Title III, Section 3121(a)4.

Definition of a “Re-designated status” student:

1. Has achieved a “Fluent” category on a reliable and valid language proficiency assessment
2. Has achieved age and grade level academic achievement standards and proficiencies commensurate to the achievement of mainstream students at a partially proficient level. After one year of monitoring, it is the district’s decision as to whether to place the student back into a language acquisition program or to monitor for a second year.

To determine if a student is eligible for “Exited” status: After a two-year monitoring period, district personnel must evaluate if a student is ready for exit to be marked as exited from a Language Instruction program. It is the district’s

# CEDAR/COGNOS Report Guide

## Student October Snapshot



final decision as to whether the student is ready for exit based on the following criteria. Exited students are no longer monitored. Once exited, a student may be coded as FEP - Exited for 2 years for accountability purposes. Once a student has been exited for two school years they should then be coded as a Former English Language Learners (FELL, Language Proficiency = 5). Exited status:

1. Has achieved a “Fluent” category on a reliable and valid language proficiency assessment
2. Has achieved age and grade level academic achievement standards and proficiencies commensurate to the achievement of mainstream students at a partially proficient level.

### Language Program

Indicates the type of English language instructional program used to educate a student who is an English learner. More information on language programs can be found in the [Language Instruction Program Descriptions Guide](#).

Students with a language background of English should be coded 00 (No or Not Applicable).

- Students with a Language Background that is not English and have a Language Proficiency code of NEP (1), LEP (2), or FEP Monitor Year 1 and Year 2 (6 or 7) should have a valid non-zero (00) code for this field.
- Students who have a Language Proficiency code of PHLOTE (4) or FELL (5) should be coded as Not Applicable (00).
- Students who have a Language Proficiency code of FEP Exited Year 1 or Year 2 (8 or 9) may be coded using any LIP value.
- Students may not be coded in more than one LIP. If multiple programs are used to educate a student, please use the one that is predominantly used to educate them.

No or Not Applicable: Students not in program because native English speakers or students coded as FELL.

Code	Description
00	N/A
01	English as a Second Language (ESL) or English Language Development (ELD)
02	Dual Language or Two-way Immersion
03	Transitional Bilingual Education or Early-Exit Bilingual Education
04	Content Classes with integrated ESL Support
05	Newcomer programs
97	Other
98	Not enrolled in a Language Instruction Program, Parent Choice

English as a Second Language (ESL) or English Development (ELD): Program of techniques, methodology, and special curriculum designed to teach ELs explicitly about the English language, including the academic vocabulary needed to access content instruction, and to develop their English language proficiency in all four language domains (i.e., speaking, listening, reading, and writing).

Dual Language or Two-Way Immersion: Bilingual program promoting students to develop and maintain language proficiency in two languages by receiving instruction in English and another language in a classroom that is usually comprised of half primary-English speakers and half primary speakers of the other language.

Transitional Bilingual Education or Early-Exit Bilingual Education: Program that maintains and develops skills in the primary language while introducing, maintaining, and developing skills in English. The primary purpose of a TBE



# CEDAR/COGNOS Report Guide

## Student October Snapshot

program is to facilitate the ELs' transition to an all-English instructional program, while the students receive academic subject instruction in the primary language to the extent necessary.

Content Classes with Integrated ESL Support: Program designed for English learners to learn content and develop English language skills simultaneously in one class. Instruction in language is not separate from the learning of content. As students learn new concepts and skills (for example, in mathematics or history) they learn the language for that content area.

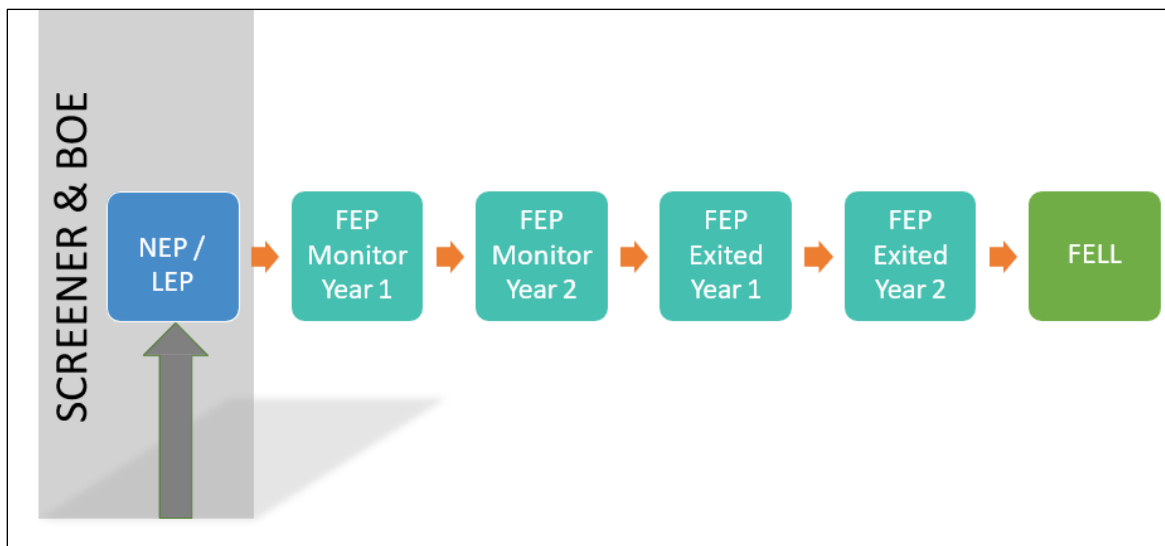
Newcomer Programs: Program designed specifically for students with low levels of English proficiency and new to the US. The goal is to accelerate their acquisition of English language skills and to orient them to the US and its schools.

Other: A language instruction program model designed to develop English that does not match the provided options.

Not in a Language Instruction Program, Parent Refusal: Parents/Guardians have refused district/school language instruction services.

### Progression

Once a student is identified as an English Learner, there is a "progression" that English learning students typically go through. Not all students will follow this progression exactly, but this gives the district the ability to validate the progress of the student. Since Colorado is a local control state, we always allow districts to code students as they see fit.



Students must complete a full year in their designated Language Proficiency level before taking the next step in Language Proficiency. For example, if a student completes a full school year coded as FEP Exited Year 2, they should then continue to FELL status.

Some notes on Language Progression:

- Student October Count and Student End of Year (EOY) data remains the **same within the current school year**.
- Student **SEY lags by one year**: summation of the previous school year, is not the status of the student for next year.

# CEDAR/COGNOS Report Guide

## Student October Snapshot

- Avoid coding errors: **make language proficiency code changes next school year.** EL instruction/programming changes occurs anytime during the current school year.
- When students are not following the EL State Proficiency Progression Sequence, there are some situations that may require an **Exception Request.**

### Reports

#### District Summary of ELL Students

This report contains a district summary of the enrolled English Learner (EL or ELL) students.

EL students include NEP, LEP, and FEP Monitored Year 1 and 2 students. This will allow districts to view their total counts by grade level to verify their ELL students. Note that the Total Number in Program column indicates all students who are NEP or LEP and are reported in a language instruction program (language program does not equal 98 – Not in a Language Program, Parent Choice).

Colorado Department of Education District Summary of ELL Students													
School Year: 2021-22													
Grade Level	Total Number of Students	Total Number of ELL	% of ELL	Total Number of NEP	% of NEP	Total Number of LEP	% of LEP	Total Number of FEP	% of FEP	Total Number In Program	Total Number Monitor Year 1	Total Number Monitor Year 2	Total Number FEP Exited or FELL
PK	2353	0	0.00%	0	0%	0	0%	0	0%	0	0	0	0
K	5575	369	6.62%	193	3%	176	3%	0	0%	369	0	0	0
1	5308	421	7.93%	224	4%	174	3%	23	0%	396	23	0	2
2	5569	486	8.73%	189	3%	252	5%	45	1%	439	25	20	3
3	5502	445	8.09%	102	2%	295	5%	48	1%	394	26	22	23
4	5454	483	8.86%	88	2%	311	6%	84	2%	397	20	64	45
5	5710	422	7.39%	40	1%	284	5%	98	2%	323	37	61	118
6	5673	398	7.02%	47	1%	204	4%	147	3%	248	56	91	195
7	5858	354	6.04%	36	1%	179	3%	139	2%	211	26	113	279
8	6072	344	5.67%	53	1%	210	3%	81	1%	261	35	46	362
9	6382	346	5.42%	60	1%	211	3%	75	1%	266	37	38	410
10	6243	289	4.63%	54	1%	167	3%	68	1%	216	48	20	387
11	6264	288	4.60%	44	1%	165	3%	79	1%	208	24	55	421
12	6523	329	5.04%	75	1%	161	2%	93	1%	234	40	53	509
<b>Total</b>	<b>78486</b>	<b>4,974</b>	<b>6.34%</b>	<b>1,205</b>	<b>1.54%</b>	<b>2,789</b>	<b>3.55%</b>	<b>980</b>	<b>1.25%</b>	<b>3,962</b>	<b>397</b>	<b>583</b>	<b>2,754</b>

#### ELPA Student Report

The ELPA Student Report is a detail report which lists all the students which are eligible for ELPA funding. This report will provide the student's name, student's SASID, year of ELPA funding, Language Proficiency, Language Background, Language Program, etc.

Note that the preliminary Student October data for that current school year is used to calculate the next year's ELPA funding. The number of years in the ELD program is the summation of years throughout the student's school career. Using the Years in ELD Program column, the ELPA Funding Eligible column is flagged 0 if the Years in ELD Program is greater than 5 years and 1 if the Years in ELD Program is less than or equal to 5.

Colorado Department of Education ELPA Student Report												
Preliminary Student October 2021-2022 Data Used to Calculate 2022-2023 ELPA Funding												
District Code	School Code/Name	SASID	First Name	Middle Name	Last Name	Grade Level	Language Background	Language Proficiency	Language Program	Years in ELD Program	ELL Y/N	ELPA Funding Eligible
							Spanish	2	01	5	1	1
							Spanish	2	98	2	1	1
							Spanish	2	01	5	1	1
							Russian	6	01	2	1	1
							Spanish	2	01	5	1	1
							Spanish	2	01	5	1	1
							Spanish	6	01	5	1	1
							Russian	6	01	5	1	1
							Spanish	1	01	1	1	1

#### ELL Count Funding Factor Report

As provided for under SB21-268 and beginning with fiscal year 2021-2022, there is a new English Language Learner funding factor that is included in the calculated total program funding for each district and CSI. This funding factor includes additional funding to districts related to the total number of English language learners included in the district's funded pupil count for the current year.

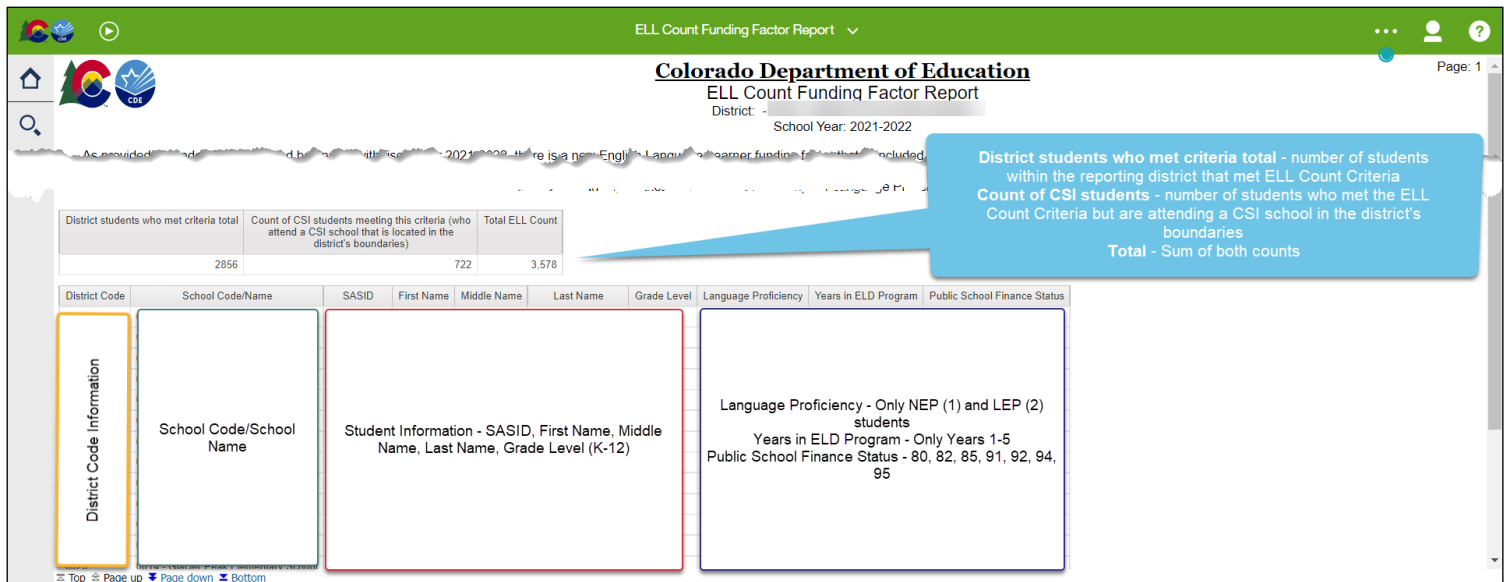
# CEDAR/COGNOS Report Guide

## Student October Snapshot

Student October Count data is used to determine which students are included in the district’s English language learner count for this purpose. Students meeting the following criteria in Student October are included in the district’s ELL count:

- Grade level: Kindergarten through 12th grade
- Public School Finance Funding Status (i.e., funding code): 80, 82, 85, 91, 92, 94, 95
- Language Proficiency: 1 NEP (Non-English Proficient); 2 LEP (Limited-English Proficient)

In addition to the above listed criteria, students must still be within the five-year services window defined in English Language Proficiency Act (ELPA). Please note that the English Language Learner count/funding factor is separate from the categorical funding districts received under the English Language Proficiency Act (ELPA).



**ELL Count Funding Factor Report**

Colorado Department of Education  
ELL Count Funding Factor Report  
District: - School Year: 2021-2022

District students who met criteria total	Count of CSI students meeting this criteria (who attend a CSI school that is located in the district's boundaries)	Total ELL Count
2856	722	3,578

**District students who met criteria total** - number of students within the reporting district that met ELL Count Criteria  
**Count of CSI students** - number of students who met the ELL Count Criteria but are attending a CSI school in the district's boundaries  
**Total** - Sum of both counts

District Code	School Code/Name	SASID	First Name	Middle Name	Last Name	Grade Level	Language Proficiency	Years in ELD Program	Public School Finance Status
District Code Information	School Code/School Name	Student Information - SASID, First Name, Middle Name, Last Name, Grade Level (K-12)			Language Proficiency - Only NEP (1) and LEP (2) students Years in ELD Program - Only Years 1-5 Public School Finance Status - 80, 82, 85, 91, 92, 94, 95				

### ACCESS and Student October Redesignation Data Report

The ACCESS and Student October Redesignation Data Report allows districts to select multiple years to view redesignated data. Once the report is run, there are two sections, Students Redesignated at District Level for WIDA ACCESS and Students Redesignated at State Level for WIDA ACCESS. The columns are Student October Year, ACCESS Test Year, District, Student October Reporting Status, Total Number Students Assessed with a valid overall score, Total Number Students Meeting Redesignation criteria, Number of redesignation eligible students designated as NEP/LEP, Number of redesignation eligible students designated as FEP(M1) and Number of redesignation eligible students designated as other designation. In the District Level section, we have 3 different Student October Reporting Statuses: Returned to District, Reported at different district, and Not reported in Student October. This report enables districts to see how many students meet each section’s criteria.

# CEDAR/COGNOS Report Guide

## Student October Snapshot

School Year: 2023-24, 2022-23

### Students Redesignated at District Level for WIDA ACCESS:

Student October year	ACCESS test year	District	Student October Reporting Status	Total Number Students Assessed with a valid overall score	Total Number Students Meeting Redesignation criteria	Number of redesignation eligible students designated as NEP/LEP	Number of redesignation eligible students designated as FEP(M1)	Number of redesignation eligible students designated as other designation
2023	2022		Returned to district	3,511	455	33	421	1
2023	2022		Reported at different district	285	41	15	3	24
2023	2022		Not reported in Student October	237	21	0	0	0
2024	2023		Returned to district	3,659	471	21	449	1
2024	2023		Reported at different district	336	43	26	1	16
2024	2023		Not reported in Student October	318	27	0	0	0

### Students Redesignated at State Level for WIDA ACCESS:

Student October year	Alternate ACCESS test year	Student October Reporting Status	Total Number Students Assessed with an overall valid score	Total Number Students Meeting Redesignation criteria	Number of redesignation eligible students designated as NEP/LEP	Number of redesignation eligible students designated as FEP(M1)	Number of redesignation eligible students designated as other designation
2023	2022	Returned to district	75,842	12,180	3,629	8,497	54
2024	2023	Returned to district	77,351	10,618	3,374	7,204	40

May 24, 2024

Top Page up Page down Bottom






## Other Summary Reports

### Additionally Matched Direct Certification Students

The students listed in the Additionally Matched Direct Certification Students report have been confirmed to have been directly certified by your organization, or another, between July 1 of the reporting school year and October 1 of the reporting school year. Based on the "Match Type" listed below, your organization is reporting a "Free and Reduced Lunch Status" (see "current reported free and reduced-price lunch status" column below) that is not consistent with the student's eligibility per the "Match Type". If the "Match District" is the same as the reporting district, the reporting district (1) should confirm it matched the student on the direct certification list on the date indicated in the "List Date" column, and then (2) update the student's reported Free and Reduced Lunch status within Student October as appropriate. If the "Matched District" is not the same as the reporting district, (1) update the students' lunch eligibility status, as applicable, within Student October, (2) share this list of students with your district's Nutrition staff and let them know that these students' lunch statuses must be updated within their local free and reduced-price meal software, as appropriate- the student's eligibility date within the local free and reduced-price meal software should be the same as the date this report was generated (see above), and this list must be retained as evidence of the students' lunch eligibility status.

# CEDAR/COGNOS Report Guide

## Student October Snapshot

**Colorado Department of Education**  
Additionally Matched Direct Certification Students

School Year: 2024-2025

Report Generate Date: Sep 11, 2024, 10:17:10 AM

The students listed below have been confirmed to have been directly certified by your organization, or another, between July 1, 2024 and October 1, 2024.

Based on the "Match Type" listed below, your organization is reporting a "Free and Reduced Lunch Status" (see "current reported free and reduced-price lunch status" column below) that is not consistent with the student's eligibility per the "Match Type". If the "Match District" is the same as the reporting district, the reporting district (1) should confirm it matched the student on the direct certification list on the date indicated in the "List Date" column, and then (2) update the student's reported Free and Reduced Lunch status within Student October as appropriate. If the "Matched District" is not the same as the reporting district, (1) update the students' lunch eligibility status, as applicable, within Student October, (2) share this list of students with your district's Nutrition staff and let them know that these students' lunch statuses must be updated within their local free and reduced-price meal software, as appropriate- the student's eligibility date within the local free and reduced-price meal software should be the same as the date this report was generated (see above), and this list must be retained as evidence of the students' lunch eligibility status.






Page: 2

Confirmed Directly Certified Free Lunch Eligible												
District Code	School Code	SASID	First Name	Middle Name	Last Name	Date of Birth	Gender	Current Reported Free and Reduced-Price Lunch Status	Confirmed Free and Reduced-Price Lunch Status	Matched District	List Date	Matched Type
00								FREE (01)	FREE (01)		07122023	MEDICAID-FREE
00								FREE (01)	FREE (01)		07122023	SNAP
00								FREE (01)	FREE (01)		07122023	SNAP
00								FREE (01)	FREE (01)		07122023	SNAP
00								FREE (01)	FREE (01)		07122023	MEDICAID-FREE
02								FREE (01)	FREE (01)		07122023	SNAP
00								FREE (01)	FREE (01)		07122023	SNAP
00								FREE (01)	FREE (01)		07122023	SNAP

Confirmed Directly Certified Reduced-Price Lunch Eligible												
District Code	School Code	SASID	First Name	Middle Name	Last Name	Date of Birth	Gender	Current Reported Free and Reduced-Price Lunch Status	Confirmed Free and Reduced-Price Lunch Status	Matched District	List Date	Matched Type
00								REDUCED PRICED (02)	REDUCED PRICED (02)		07122023	MEDICAID-REDUCED

### Census Block Data Totals

This report aggregates each State, County, Track and Block code combination that is within the At-Risk Interchange File for the district's students. If no data exists for a SASID within the At-Risk Interchange File, they fall under the No Data count at the bottom of the report.

**Colorado Department of Education**  
Census Block Data Totals

School Year: 2024-2025

Page: 2

State	County	Track	Block	SASID
No Data	No Data	No Data	No Data	10

### District Summary of Instructional Program Counts by Grade Level

The District Summary of Instructional Program Counts by Grade Level report provides enrollment count information (PAI Codes 01-08) by grade level for instructional programs. The instructional programs listed are Gifted and Talented, Special Education, Online, EL (NEP/LEP Ony), EL Includes M1 and M2, Homeless, Section 504, Immigrant and Migrant.

# CEDAR/COGNOS Report Guide

## Student October Snapshot



Colorado Department of Education										
District Summary of Instructional Program Counts by Grade Level										
School Year: 2024-2025										
Grade Desc	Membership Count	Gifted and Talented	Special Education	Online	EL (NEP/LEP Only)	EL Includes M1 and M2	Homeless	Section 504	Immigrant	Migrant
004 - PK	64	0	1	0	0	0	0	0	0	0
006 - Half Day K	0	0	0	0	0	0	0	0	0	0
007 - Full Day K	50	0	6	0	0	0	0	0	0	0
010 - 1st	50	0	4	0	0	0	0	0	0	0
020 - 2nd	56	0	9	0	1	1	1	0	0	0
030 - 3rd	42	3	4	0	2	2	0	0	0	0
040 - 4th	49	3	7	0	2	2	3	1	0	0
050 - 5th	58	6	9	0	0	0	1	1	0	0
060 - 6th	39	1	6	0	3	3	0	2	0	0
070 - 7th	46	4	9	0	3	3	1	0	0	0
080 - 8th	50	2	5	0	5	5	1	2	0	0
090 - 9th	50	5	6	1	2	2	1	2	0	0
100 - 10th	49	3	8	0	0	0	0	2	0	0
110 - 11th	51	5	5	0	3	3	0	4	0	0
120 - 12th	3	0	0	0	0	0	0	0	0	0
<b>Total</b>	<b>657</b>	<b>32</b>	<b>79</b>	<b>1</b>	<b>21</b>	<b>21</b>	<b>8</b>	<b>14</b>	<b>0</b>	<b>0</b>

### District Summary of Non-Resident Pupil Counts

This report provides a summary of all students that attend your district who do not reside in your district. Each row will contain the total count of students who live in that district, state, or country.

PARENTS' RESIDENCE CODE	DISTRICT, STATE OR COUNTRY OF PARENTS' RESIDENCE	DISTR OF ATTENDANCE CODE	DISTRICT OF ATTENDANCE	PK-12 TOTAL
0020	Adams 12 Five Star Schools			
0030	Adams County 14			
0040	School District 27J			
0050	Bennett 29J			
0060	Strasburg 31J			
0070	Westminster Public Schools			
0120	Englewood 1			
0123	Sheridan 2			
0130	Cherry Creek 5			
0140	Littleton 6			
0170	Deer Trail 26J			

Note that the district running the report will be the District of Attendance. This report will allow you to see where students are coming from that attend your district. The students listed are students with Pupil Attendance Codes 01-08 and are not infant students (Entry Code not '002').

### District Summary of Online Students

The District Summary of Online Allotments report is the summary of the online counts. Student counts are listed by the funding code and columns related to FTE.

### Funding Codes:

# CEDAR/COGNOS Report Guide

## Student October Snapshot



- 91 - Full Time On-line, (Single District On-line Program)
- 92 - Full Time On-line, (Certified Multi-district On-line Program)
- 94 - Part Time On-line, (Single District On-line)
- 95 - Part Time On-line, (Certified Multi-district On-line Program)
- 96 - Not Eligible, On-line Nonspecific

	Total Count of Students	Count Full-time Students	Count Half-time Students	FTE Full-time	FTE Half-time	FTE Not Elig For Funding	Total FTE
95-Part Time On-line,(Certified Multi-district On-line Program)	72	0	72	0.0	36.0	0.0	36.0
92-Full Time On-line,(Certified Multi-district On-line Program)	1,100	1,100	0	1,100.0	0.0	0.0	1,100.0
<b>Total</b>	<b>1,172</b>	<b>1,100</b>	<b>72</b>	<b>1,100.0</b>	<b>36.0</b>	<b>0.0</b>	<b>1,136.0</b>

### District Summary of Post Secondary Programs

This report gives a count of students for each funding code and the corresponding Postsecondary program code. It also contains the TREP allocation table to keep track of your district’s TREP allocations and how many slots your district has utilized.

- 01: ASCENT
- 02: Concurrent Enrollment
- 07: Early College
- 08: Dropout Recovery
- 15: PTECH Years 1-4
- 16: PTECH Years 5-6
- 17: TREP Year 5
- 18: TREP Year 5 Carryforward Full-Time
- 19: TREP Year5 Carryforward Part-Time
- 20: TREP Year 6

# CEDAR/COGNOS Report Guide

## Student October Snapshot

**Colorado Department of Education**  
District Summary of Post Secondary Programs  
School Year: 2023-2024

Page: 1

*Counts of students for each category	01 ASCENT	02 Concurrent Enrollment	07 Early College	08 Dropout Recovery	15 PTECH Years 1-4	16 PTECH Years 5-6	17 TREP Year 5	18 TREP Year 5 Carryforward Full-Time	19 TREP Year 5 Carryforward Part-Time	20 TREP Year 6
80 Full-Time	126	2,672	1,204	0	131	0	0	0	0	3
82 Part-Time	64	20	0	0	1	0	0	0	0	1
85 Part-Time Homebased	0	0	0	0	0	0	0	0	0	0
86 Not Eligible	0	5	2	0	0	0	0	0	0	0
87 Not Eligible	0	0	0	0	0	0	0	1	1	0
91 Full-Time Online (Single-District)	0	0	0	0	0	0	0	0	0	0
92 Full-Time Online (Multi-District)	2	0	0	0	0	0	0	0	0	1

TREP Allocation Table	FTE Totals
TREP Current Year FTE Allotted	5.0
TREP Year 5 Current Year FTE Used	0
TREP Year 6 Current Year FTE Used	4.5
TREP Current FTE Remaining	0.5
TREP Year 5 Carryforward FTE Allotted	5.0
TREP Year 5 Carryforward FTE Used	1.5
TREP Year 5 Carryforward FTE Remaining	3.5

### District Summary of Pupil Counts

This report lists the number of students and their FTE. It separates the student counts based on grade level and funding eligibility. The District Summary of Pupil Counts report also includes the free and reduced lunch count by grade level. It is split between students attending the reporting district and non-district students.

**Colorado Department of Education**  
District Summary of Pupil Counts  
School Year: 2021-2022

Note that Half-Day K and Full-Day K are separated

		Grades													Total		
		PK	Half-Day K	Full-Day K	1	2	3	4	5	6	7	8	9	10		11	12
Students Attending Reporting District	Count Full Time	45	0	351	321	317	329	335	333	352	386	368	348	318	314	276	4,393
	Count Half Time	171	1	0	0	0	0	1	0	0	0	1	0	0	0	10	184
	Count Not Eligible	25	0	1	0	0	0	0	0	0	0	0	1	0	5	5	37
	FTE Full-Time	0	0	351	321	317	329	335	333	352	386	368	348	318	314	276	4,348
	FTE Half-Time	23	0.5	0	0	0	0	0.5	0	0	0	0.5	0	0	0	5	29.5
	FTE CPP/ECARE	107.5	0	0	0	0	0	0	0	0	0	0	0	0	0	0	107.5
	Total FTE	130.5	0.5	351	321	317	329	335.5	333	352	386	368.5	348	318	314	281	4,485
Total Count	241	1	351	322	317	329	336	333	352	386	369	349	318	319	291	4,614	
Non-District Students	Count Full Time	6	0	0	0	0	0	0	0	0	0	15	27	33	35	116	
	Count Half Time	3	0	0	0	0	0	0	0	0	0	0	0	0	0	3	
	Count Not Eligible	2	0	0	0	0	0	0	0	0	0	0	0	0	0	2	
	FTE Full-Time	0	0	0	0	0	0	0	0	0	0	15	27	33	35	110	
	FTE Half-Time	0.5	0	0	0	0	0	0	0	0	0	0	0	0	0	0.5	
	FTE CPP/ECARE	7	0	0	0	0	0	0	0	0	0	0	0	0	0	7	
	Total FTE	7.5	0	0	0	0	0	0	0	0	0	15	27	33	35	117.5	
Total Count	11	0	0	0	0	0	0	0	0	0	15	27	33	35	121		
Total	Total FTE	138	0.5	351	321	317	329	335.5	333	352	386	368.5	345	347	316	4,602.5	
	Total Count	252	1	351	322	317	329	336	333	352	386	369	364	345	326	4,735	
	Free Lunch	60	0	118	140	114	127	143	130	159	147	133	133	103	111	79	1,697
	Reduced Lunch	0	0	0	0	0	0	0	0	0	0	0	0	1	0	1	2

Students Attending Reporting District are students with PAI Codes 01-08

Students Attending Reporting District are students with PAI Codes 24-33

### Column Information:

- Count Full Time: Count of students where funding status is 64, 80, 81, 91, 92 and grade level is 004-120
- Count Half-Time: Count of students where funding status is 82-85, 94, 95 and grade level is 004-120
- Count Not Eligible: Count of students where funding status is 86, 87, 89, 96
- FTE Full-Time: FTE of students where funding status is 64, 80, 81, 91, 92 and grade level is 004-120
- FTE Half-Time: FTE of students where funding status is 82-85, 94, 95 and grade level is 004-120
- Total FTE: FTE Full-time plus FTE Half-Time
- Total Count: Count Full Time plus Count Half-Time plus Count Not Eligible
- Free Lunch Count: Count of students where free/reduced lunch is 01 and grade level is 004-120
- Reduced Lunch Count: Count of students where free/reduced lunch is 02 and grade level is 004-120



# CEDAR/COGNOS Report Guide

## Student October Snapshot

### District Summary of Pupil Counts Comparison

The District Summary of Pupil Counts Comparison report is very similar to the report, District Summary of Pupil Counts, but takes the total counts by district and compares to last year's totals. It is split between the students attending the reporting district and non-district students.

**Colorado Department of Education**  
District Summary of Pupil Counts Comparison

		Current Year Total	Prior Year Total	Difference
District Students	Count Full Time	1,638	1,587	51
	Count Half Time	11	7	4
	Count Not Eligible	3	0	3
	FTE Full Time	1,626	1,575	51
	FTE Part Time	7.5	6	1.5
	FTE CPP/ECARE	10	9.5	0.5
	Total FTE	1,643.5	1,590.5	53
	Total Count	1,652	1,594	58
Non-District Students	Count Full Time	9	6	3
	Count Half Time	1	8	-7
	Count Not Eligible	0	0	0
	FTE Full Time	2	3	-1
	FTE Part Time	0	0	0
	FTE CPP/ECARE	7.5	7	0.5
	Total FTE	9.5	10	-0.5
	Total Count	10	14	-4
Totals	Total FTE	1,653	1,600.5	52.5
	Total Count	1,662	1,608	54
	Free Lunch	38	36	2
	Free Lunch %	2	2	0

Annotations:  
 - Purple box: Takes totals from report, District Summary of Pupil Counts, from the current year reporting (points to Current Year Total column)  
 - Yellow box: Takes totals from report, District Summary of Pupil Counts, from the prior year reporting (points to Prior Year Total column)  
 - Green box: Current Year Total minus Prior Year Total for all rows (points to Difference column)

### District Summary of Pupil FTE by County Fragment

The District Summary of Pupil FTE by County Fragment report displays the student FTE based on the student's county reported. This report should only display data if the district selected contains more than one county reported in their data. The FTE Licensed Facility column will be removed from this report.

Record Count: Count of students where attendance codes are 01-08 and grade level is 004-120

Count Half-Time: Count of students where funding status is 82-85, 94, 95 and grade level is 004-120

FTE Half-Time: FTE of students where funding status is 82-85, 94, 95 and grade level is 004-120

FTE Not Elig For Fund: FTE of students where funding status is 86, 87, 89, 96

Total FTE: FTE Full-time plus FTE Half-Time

Free Lunch Count: Count of students where free/reduced lunch is 01 and grade level is 004-120

Reduced Lunch Count: Count of students where free/reduced lunch is 02 and grade level is 004-120

# CEDAR/COGNOS Report Guide

## Student October Snapshot

District Summary of Pupil FTE by County Fragment

**Colorado Department of Education**  
District Summary of Pupil FTE by County Fragment  
2021-22

SPECIFIC COUNTY	Record Count	Count Half-Time	FTE Half-Time	FTE Licensed Facility	FTE Not Elig For Fund	FTE Other Eligible	Total FTE	Free Lunch Count	Reduced Lunch Count
	3,539	35	17.5	0	51.0	0.0	3,470.5	2,486	377
	34,897	2,384	1,192.0	0	264.0	0.0	33,441.0	21,237	2,967
<b>Specific Total</b>	<b>38,436</b>	<b>2,419</b>	<b>1,209.5</b>	<b>n/a</b>	<b>315.0</b>	<b>0.0</b>	<b>36,911.5</b>	<b>23,723</b>	<b>3,344</b>

### District Summary of Resident and Non-Resident Pupil Counts

The District Summary of Resident and Non-Resident Pupil Counts Report counts students that are residing in the reporting district and do not reside in the reporting district. Students that do not reside in the reporting district are broken out by where they are from. This report includes a headcount of pupils attending educational programs administered by the reporting district and excludes pupils attending non-district programs (24-33).

#### Resident Pupils Attending this District

Count of students where attendance code (PAI) is 01-08, grade level is 004-120, district/state code of parents' residence is the reporting district's code

#### Non-Resident Pupils Attending from Another District

Count of students where PAI is 01-08, grade level is 004-120.

District code of parents' residence contains a district code that is not the reporting district's code

#### Non-Resident Pupils Attending from Another State/Country

Count of students where PAI is 01-08, grade level is 004-120

State/Country code of parents' residence contains a state code or country code

**Colorado Department of Education**  
District Summary of Resident and Non-Resident Pupil Counts  
2021-22

Note: Includes headcount of pupils attending educational programs administered by the reporting district. Excludes pupils attending non-district programs.

Non-Resident Pupils Attending from Another District	North Coconos RE-1J	6
	Norwood R-2J	5
	Otis R-3	3
	Park County RE-2	2
	Peyton 25 Jt	11
	Plateau Valley 50	1
	Poudre R-1	33
	Prunero Reorganized 2	1
	Pueblo City 60	26
Non-Resident Pupils Attending from Another District	St Vrain Valley RE1J	14
	Steamboat Springs RE-2	2
	Strasburg 31J	2
	Summit RE-1	3
	Telluride R-1	3
	Thompson R2-J	15
	Trinidad 1	4
	Upper Rio Grande School District C-7	6
	Valley RE-1	2
	Weld County RE-1	11
	Weld County School District RE-3J	6
	Weld Re-8 Schools	23
	West Grand 1-JT	1
	Westminster Public Schools	3
	Windsor 3	18
	Windsor RE-4	8
	Woodland Park Re-2	5
	Wray RD-2	1
	Yuma 1	1
Non-Resident Pupils Attending from Another State/Country	New Mexico	40
<b>Total</b>		<b>6,787</b>

3/19/22

# CEDAR/COGNOS Report Guide

## Student October Snapshot



### Gifted and Talented Detail Data Report

The Gifted and Talented Detail Data Report is an overview of your district's GT data. This report was specifically created to assist with the annual Administrative Unit disaggregated data analysis for gifted and talented data. This report is broken out by gifted and talented type, Early Access K/1<sup>st</sup>, Grade, Gender, Race/Ethnicity, FRL, English Learners, and Twice Exceptional. The 14 different gifted categories are General Intellect Ability, Creativity or Productive Thinking, Leadership Abilities, Reading, Writing, Math, Science, Social Studies, World Language, Art, Performing Arts, Music, Dance, and Psychomotor.

Gifted and Talented Detail Data Report

**Colorado Department of Education**  
Categories of Gifted Identification

School Year: 2023-2024

	Total Count	Percentage of GT
General Intellect Ability	2	50.00%
Creativity or Productive Thinking	0	0.00%
Leadership Abilities	0	0.00%
Reading	1	25.00%
Writing	0	0.00%
Math	3	75.00%
Science	0	0.00%
Social Studies	0	0.00%
World Language	0	0.00%
Art	0	0.00%
Performing Arts	0	0.00%
Music	0	0.00%
Dance	0	0.00%
Psychomotor	0	0.00%
Gifted in Multiple Categories	2	50.00%

Early Access K: 0    Early Access 1st: 0

	Total Count	Percentage of GT
Full Day Kindergarten	0	0.00%
1st Grade	0	0.00%
2nd Grade	0	0.00%
3rd Grade	0	0.00%
4th Grade	0	0.00%
5th Grade	0	0.00%
6th Grade	0	0.00%
7th Grade	0	0.00%
8th Grade	0	0.00%
9th Grade	0	0.00%
10th Grade	0	0.00%
11th Grade	1	25.00%
12th Grade	3	75.00%

Gender	Total Count	Percentage of GT
Male	4	100.00%
Female	0	0.00%

Ethnicity	Total Count	Percentage of GT
American Indian or Alaskan	0	0.00%
Asian	0	0.00%
Black	0	0.00%
Latino & Hispanic	0	0.00%

Ethnicity	Total Count	Percentage of GT
White	4	100.00%
Hawaiian	0	0.00%
Multi-Race	0	0.00%

	Total Count	Percentage of GT
Free/Reduced Lunch	2	50.00%

English Learners	Total Count	Percentage of GT
ELL	0	0.00%
NEP	0	0.00%
LEP	0	0.00%
FEP	0	0.00%

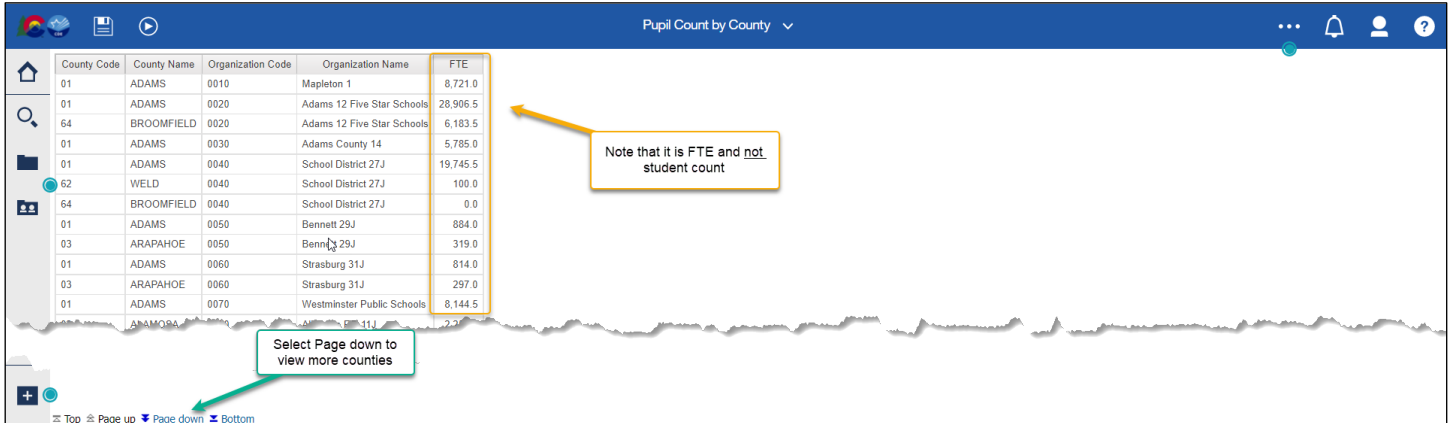
	Total Count	Percentage of GT
Twice Exceptional	0	0.00%

# CEDAR/COGNOS Report Guide

## Student October Snapshot

### Pupil Count by County

The Pupil Count by County sums up each district count (FTE) and contains the county information associated with the district. If a district is split between two counties, their FTE will be split as well. When prompted, you will select the school year you would like to view.



County Code	County Name	Organization Code	Organization Name	FTE
01	ADAMS	0010	Mapleton 1	8,721.0
01	ADAMS	0020	Adams 12 Five Star Schools	28,906.5
64	BROOMFIELD	0020	Adams 12 Five Star Schools	6,183.5
01	ADAMS	0030	Adams County 14	5,785.0
01	ADAMS	0040	School District 27J	19,745.5
62	WELD	0040	School District 27J	100.0
64	BROOMFIELD	0040	School District 27J	0.0
01	ADAMS	0050	Bennett 29J	884.0
03	ARAPAHOE	0050	Bennett 29J	319.0
01	ADAMS	0060	Strasburg 31J	814.0
03	ARAPAHOE	0060	Strasburg 31J	297.0
01	ADAMS	0070	Westminster Public Schools	8,144.5

### Pupil Count by Language, Section 504 & Program Service

This report displays the number of students reported as Section 504 Handicapped, the number of students in each instructional program service type, each primary disability and sums the number of students reported with that disability. It includes pupils attending educational programs administered by the reporting district but excludes pupils attending non-district programs.

#### Tuition Students

Count of students where attendance code is 01-08 and funding status is 87

#### English Language Learners

Count of students where proficiency code is 1, 2, 6, or 7 and attendance code is 01-08 and grade level is 004-120

#### English Speakers

Count of students where language background is 'eng' and attendance code is 01-08 and grade level is 004-120

#### Former English Language Learners

Count of students where proficiency code is 5, 8, 9 and attendance code is 01-08 and grade level is 004-120

#### Primary Home Language Other Than English (PHLOTE)

Count of students where proficiency code is 4 and attendance code is 01-08 and grade level is 004-120

#### Section 504 Handicapped

Count of students where attendance code is 01-08 and section 504 handicapped is 1

#### Instructional Program Service Type

Gifted and Talented – count of students where attendance code is 01-08, Gifted Flag is 1

Special Education - count of students where attendance code is 01-08, Special Education Flag is 1

Migrant Education – count of students where attendance code is 01-08, Migrant Flag is 1

Online Education Program - count of students where attendance code is 01-08, funding status is 91, 92, 94, 95, 96

Homeless - count of students where attendance code is 01-08, Homeless Field is 3 or 4

Expelled - count of students where attendance code is 01-08, Expelled Education Field is 1

Immigrant - count of students where attendance code is 01-08, Immigrant Field is 1

Title I - count of students where attendance code is 01-08, Title I is not 0

#### Primary Disability

Count of students by primary disability where attendance code is 01-08

Grouped by Primary Disability options as shown in the Student Demographic File Layout

# CEDAR/COGNOS Report Guide

## Student October Snapshot



Pupil count by Language, Section 504 & Program Service

**Colorado Department of Education**  
Pupil count by Language, Section 504 & Program Service

2021-22

District Summary of Pupil Counts Identified as Tuition, English Language Learners(ELL), Sect.504 Handicapped, Instructional Program Service Type and Primary Disability.  
Note: Includes pupils attending educational programs administered by the reporting district. Excludes pupils attending non-district programs.

Tuition Students 178

**English Language Learners (ELL)**

Language Background	Language	Count of Student
afr	Afrikaans	6
aka	Akan	3
sqi	Albanian	1
amh	Amharic	2
ara	Arabic	28
bul	Bulgarian	1
mya	Burmese	4
bwy	Bwamu, Cwi	1
hak	Chinese, Hakka	1
cmn	Chinese, Mandarin	47
yue	Chinese, Yue	7
ces	Czech	2

Each Program will have its' own individual header to separate the total student counts

**Instructional Program Service Type**

General Education	0
Gifted and Talented	2,085
Special Education	2,214
Migrant Education	0
Independent Study	0
On-Line Educational Program	1,219
Home Based Education	913
Homeless	90
Expelled	1
Immigrant	331
Title 1	1,003

**Primary Disability**

None	24,186
Significant Limited Intellectual Capacity SLIC	30
Emotional Disability	83
Significant Learning Disability	679
Hearing Disability	39
Visual Disability	11
Speech/language Disability	414
Deaf-blind	2
Multiple Disabilities	138

### School Summary of Pupil Counts

The School Summary of Pupil Counts report lists the number of students and their FTE by school. It separates the student counts based on grade level and funding eligibility for each school. This report also includes the free and reduced lunch counts.

#### Column Information:

Count Full Time: Count of students where funding status is 64, 80, 81, 91, 92 and grade level is 004-120

Count Half-Time: Count of students where funding status is 82-85, 94, 95 and grade level is 004-120

Count Not Eligible: Count of students where funding status is 86, 87, 89, 96

FTE Full-Time: FTE of students where funding status is 64, 80, 81, 91, 92 and grade level is 004-120

FTE Half-Time: FTE of students where funding status is 82-85, 94, 95 and grade level is 004-120

Total FTE: FTE Full-time plus FTE Half-Time

Total Count: Count Full Time plus Count Half-Time plus Count Not Eligible

Free Lunch Count: Count of students where free/reduced lunch is 01 and grade level is 004-120

Reduced Lunch Count: Count of students where free/reduced lunch is 02 and grade level is 004-120

# CEDAR/COGNOS Report Guide

## Student October Snapshot

**Colorado Department of Education**  
School Summary of Pupil Counts  
School Year: 2021-2022

Page: 1

Note: Half-Day K and Full-Day K are separated

Will list all schools in your district. If you are unable to see all schools, select the Page Down button on the bottom of the screen

FTE: Full Time Equivalency

Specific Schools		PK	Half-Day K	Full-Day K	Grades												Total
					1	2	3	4	5	6	7	8	9	10	11	12	
	Count Full Time	0	0	25	13	25	20	27	24	21	23	32	0	0	0	0	210
	Count Half Time	28	0	0	0	0	0	0	0	0	0	0	0	0	0	0	28
	Count Not Eligible	7	0	0	0	0	0	0	0	0	0	0	0	0	0	0	7
	FTE Full-Time	0	0	25	13	25	20	27	24	21	23	32	0	0	0	0	210
	FTE Half-Time	6	0	0	0	0	0	0	0	0	0	0	0	0	0	0	6
	FTE CPP/ECARE	8	0	0	0	0	0	0	0	0	0	0	0	0	0	0	8
	Total FTE	14	0	25	13	25	20	27	24	21	23	32	0	0	0	0	224
	Total Count	35	0	25	13	25	20	27	24	21	23	32	0	0	0	0	245
	Free Lunch	5	0	6	3	9	5	5	5	8	8	2	0	0	0	0	56
	Reduced Lunch	0	0	2	3	3	2	3	2	2	4	4	0	0	0	0	25
	Count Full Time	0	0	0	0	0	0	0	0	0	0	0	28	21	25	20	94
	Count Half Time	0	0	0	0	0	0	0	0	0	0	0	0	2	0	0	2
	Count Not Eligible	0	0	0	0	0	0	0	0	0	0	0	0	0	0	0	0
	FTE Full-Time	0	0	0	0	0	0	0	0	0	0	0	28	21	25	20	94
	FTE Half-Time	0	0	0	0	0	0	0	0	0	0	0	0	1	0	0	1
	FTE CPP/ECARE	0	0	0	0	0	0	0	0	0	0	0	0	0	0	0	0
	Total FTE	0	0	0	0	0	0	0	0	0	0	0	28	22	25	20	95
	Total Count	0	0	0	0	0	0	0	0	0	0	0	28	23	25	20	96
	Free Lunch	0	0	0	0	0	0	0	0	0	0	0	6	4	5	1	16
	Reduced Lunch	0	0	0	0	0	0	0	0	0	0	0	1	0	0	2	3

### School Summary of Pupil Counts Comparison

This report is very similar to the report, School Summary of Pupil Counts, but takes the total counts by school and compares to last year's totals. It is split between students attending the reporting district and non-district students.

**Colorado Department of Education**  
School Summary of Pupil Counts Comparison

Takes totals from report, School Summary of Pupil Counts, from the current year reporting

Takes totals from report, School Summary of Pupil Counts, from the prior year reporting

Current Year Total minus Prior Year Total for all rows

Select Page down to view more schools in your district

		Current Year Total	Prior Year Total	Difference	
District Students	Count Full Time	120	133	-13	
	Count Half Time	15	17	-2	
	Count Not Eligible	7	2	5	
	FTE Full Time	120	133	-13	
	FTE Part Time	1	2.5	-1.5	
	FTE CPP/ECARE	6.5	6	0.5	
	Total FTE	127.5	141.5	-14	
	Total Count	142	152	-10	
	Non-District Students	Count Full Time	0	0	0
		Count Half Time	0	0	0
Count Not Eligible		0	0	0	
FTE Full Time		0	0	0	
FTE Part Time		0	0	0	
FTE CPP/ECARE		0	0	0	
Total FTE		0	0	0	
Total Count		0	0	0	
Totals		Total FTE	127.5	141.5	-14
		Total Count	142	152	-10
	Free Lunch	63	66	-3	
	Free Lunch %	44	43	1	
	Reduced Lunch	16	25	-9	
	Reduced Lunch %	11	16	-5	
	Free and Reduced Lunch Count	79	91	-12	
Free and Reduced Lunch %	56	60	-4		

5/19/22

Top Page up Page down Bottom

### Student October Demographic Information Comparison Report by Student

The Student October Demographic Information Comparison Report by Student pulls students that are in the district's current year data (year that was selected on prompt screen) and were in the prior year data within your district. It pulls the Federal Data Collection: Student October

# CEDAR/COGNOS Report Guide

## Student October Snapshot

Race, Primary Disability, Free and Reduced Lunch, Free Lunch Eligibility Identification, Migrant, Immigrant, Homeless, Gifted and Talented and Foster for each student for the current year and the prior year to allow you to compare what your district reported in each year.

Student October Demographic Info ... Report by Student

**Colorado Department of Education**  
Student October Demographic Information Comparison Report by Student

School Year: 2024-2025  
Note: This report only pulls students that are in your current year data (year that was selected on prompt screen) and were in the prior year data within your district.

SASID (Current Year)	First Name Student (Current Year)	Middle Name Student (Current Year)	Last Name Student (Current Year)	Federal Race (Current Year)	Federal Race (Prior Year)	Primary Disability (Current Year)	Primary Disability (Prior Year)	Free Reduced Lunch (Current Year)	Free Reduced Lunch (Prior Year)	Free Lunch Eligibility Identification (Current Year)	Free Lunch Eligibility Identification (Prior Year)	Migrant (Current Year)	Migrant (Prior Year)	Immigrant (Current Year)	Immigrant (Prior Year)	Homeless (Current Year)	Homeless (Prior Year)	Gifted and Talented (Current Year)	Gifted and Talented (Prior Year)	Foster (Current Year)	Foster (Prior Year)
05	05	00	00	01	01	1	1	0	0	0	0	0	0	0	0	0	0	0	0	0	0
05	05	00	00	02	01	0	1	0	0	0	0	0	0	0	0	0	0	0	0	0	0
05	05	00	00	00	00	0	0	0	0	0	0	0	0	0	0	0	0	0	0	0	0
04	04	00	00	01	01	1	3	0	0	0	0	0	0	0	0	0	0	0	0	0	0
05	05	00	00	00	00	0	0	0	0	0	0	0	0	0	0	0	0	0	0	0	0
04	04	00	00	00	00	0	0	0	0	0	0	0	0	0	0	0	0	0	0	0	0
05	05	00	00	00	00	0	0	0	0	0	0	0	0	0	0	0	0	0	0	0	0
05	05	00	00	01	01	1	1	0	0	0	0	0	0	0	0	0	0	0	0	0	0
05	05	00	00	00	00	0	0	0	0	0	0	0	0	0	0	0	0	0	0	0	0
04	04	00	00	01	02	1	0	0	0	0	0	0	0	0	0	0	0	0	0	0	0
05	05	00	00	00	00	0	0	0	0	0	0	0	0	0	0	0	0	0	0	0	0
05	05	00	00	01	01	3	3	0	0	0	0	0	0	0	0	0	0	0	0	0	0
05	05	00	00	00	00	0	0	0	0	0	0	0	0	0	0	0	0	0	0	0	0
05	05	00	00	00	00	0	0	0	0	0	0	0	0	0	0	0	0	0	0	0	0
05	05	13	13	01	00	1	0	0	0	0	0	0	0	0	0	0	0	0	0	0	0
05	05	00	00	01	01	1	1	0	0	0	0	0	0	0	0	0	0	0	0	0	0
05	05	00	00	01	01	1	2	0	0	0	0	0	0	0	3	3	0	0	0	0	0
05	05	00	00	00	00	0	0	0	0	0	0	0	0	0	0	0	0	0	0	0	0
05	05	00	00	01	01	1	1	0	0	0	0	0	0	0	0	0	0	0	0	0	0
04	04	04	04	04	01	01	1	1	0	0	0	0	0	0	0	0	0	0	0	0	0

9/11/24 10:42 AM

### Student October and IEP Comparison

The Student October and IEP Comparison report compares the values between the data in the Student Interchange and the IEP Interchange. This comparison is done by matching the SASID and district of attendance in IEP interchange with the SASID and district in Student Interchange.

Note: This report will pull all students, regardless of their primary disability.

**Colorado Department of Education**  
Student October and IEP Comparison

School Year: 2021-22

Note: Will pull all students, regardless of their Primary Disability Status

SASID	Student October District Code	IEP District of Attendance (Student October)	Student October First Name	IEP First Name	Student October Middle Name	IEP Middle Name	Student October Last Name	IEP Last Name	Student October Gender	IEP Gender	Student October Birth Date	IEP Birth Date	Student October ELL Status	IEP ELL Status	Student October Ethnicity	IEP Ethnicity	Student October American Indian	IEP American Indian	Student October Asian	IEP Asian	Student October Black	IEP Black	Student October White	IEP White	Student October Native Hawaiian	IEP Native Hawaiian	Student October Entry Grade	IEP Entry Grade	Student October Primary Disability	IEP Primary Disability
-------	-------------------------------	--	----------------------------	----------------	-----------------------------	-----------------	---------------------------	---------------	------------------------	------------	----------------------------	----------------	----------------------------	----------------	---------------------------	---------------	---------------------------------	---------------------	-----------------------	-----------	-----------------------	-----------	-----------------------	-----------	---------------------------------	---------------------	-----------------------------	-----------------	------------------------------------	------------------------

9/11/24 10:42 AM

# CEDAR/COGNOS Report Guide

## Student October Snapshot



### Summary of Homeless Students

This report lists the primary nighttime residence and the number of students who were reported in each Primary Nighttime Residence category.

Colorado Department of Education	
Summary of Homeless Students	
School Year: 2023-24	
Primary Nighttime Residence	Number of Students
Doubled Up Due to Economic Hardship	160
Hotels/Motels	69
Shelters	91
Unsheltered (Cars, Parks, Campgrounds)	14
<b>District Total</b>	<b>334</b>
Homeless Status	Number of Students
Physical Custody of Parent/Guardian	323
Not in Physical Custody of Parent/Guardian	11
<b>District Total</b>	<b>334</b>
Cause of Housing Crisis	Number of Students
Loss or decrease in income/Loss of job/Seasonal Employee	26
None of the above	27
Pandemic	6
Natural Disaster	7
Eviction/Foreclosure/Cannot afford housing	201
Household/Domestic Factors	67
Prefer not to answer/Decline	0
<b>District Total</b>	<b>334</b>
Additional Cause of Housing Crisis	Number of Students
Pandemic	0
None of the above	0
Household/Domestic Factor	0

### Summary of Pupils by Race/Ethnicity and Gender

When opening this report, there are two separate reports that you can run: District Summary of Pupil Counts by Grade, Aggregate Race/Ethnic Reporting Category and Gender and District Summary of Pupil Counts by School, Grade, Aggregate Race/Ethnic Reporting Category and Gender.

#### District Summary of Pupil Counts by Grade, Aggregate Race/Ethnic Reporting Category and Gender

This lists the number of students by grade, racial/ethnicity group, and gender for the district. It separates the student counts based on grade level, racial ethnic group, and gender for the district.

#### Summary of Pupils by Race/Ethnicity and Gender

This lists the number of students by grade, racial/ethnic group, and gender for each school within the district. It separates the student counts based on grade level, racial ethnic group, and gender for each school within the district. There are two reports that you can run within this report: District Summary of Pupil Counts by Grade, Aggregate Race/Ethnic Reporting Category and Gender and District Summary of Pupil Counts by School, Grade, Aggregated Race/Ethnic Reporting Category and Gender.



# CEDAR/COGNOS Report Guide

## Student October Snapshot



**COLORADO**  
Department of Education

**Colorado Department of Education**  
District Summary of Pupil Counts by Grade, Aggregate Race/Ethnic Reporting Category and Gender

Page: 2

2023-24

	American Indian/Alaskan Native			Asian Islander			Black (not Hispanic)			Hispanic			Native Hawaiian/Pacific Islander			Two or More			White (not Hispanic)			Total
	Female	Male	Nonbinary	Female	Male	Nonbinary	Female	Male	Nonbinary	Female	Male	Nonbinary	Female	Male	Nonbinary	Female	Male	Nonbinary	Female	Male	Nonbinary	
PK - Regular	0	1	0	14	19	0	6	4	0	38	44	0	0	0	18	21	0	100	109	0	374	
Half Day - Kindergarten	0	0	0	4	3	0	2	1	0	12	11	0	0	0	15	17	0	105	148	0	318	
Full Day - Kindergarten	2	1	0	24	27	0	21	26	0	129	146	0	2	2	69	71	0	388	434	0	1,342	
Grade 1	4	1	0	29	44	0	23	28	0	166	167	0	4	2	72	96	0	566	605	0	1,807	
Grade 2	4	2	0	29	32	0	26	38	0	141	153	0	2	1	86	96	0	561	658	0	1,829	
Grade 3	0	2	0	41	39	0	26	32	0	161	151	0	5	2	90	69	0	606	637	0	1,861	
Grade 4	5	2	0	32	42	0	24	33	0	162	146	0	4	2	94	91	0	652	655	0	1,944	
Grade 5	5	4	0	39	39	0	30	25	0	158	166	0	4	6	85	68	0	630	672	0	1,931	
Grade 6	5	2	0	45	37	0	34	26	0	165	170	0	4	4	91	74	0	690	729	0	2,076	
Grade 7	2	6	0	60	47	0	25	36	0	179	182	0	4	2	83	86	0	732	731	0	2,175	
Grade 8	1	3	0	43	31	0	26	26	0	177	183	0	2	2	92	67	0	699	763	0	2,115	
Grade 9	4	3	0	43	46	0	59	35	0	189	155	0	4	4	100	87	0	687	757	0	2,173	
Grade 10	2	5	0	56	51	0	37	33	0	192	179	0	0	4	90	90	0	763	796	0	2,238	
Grade 11	4	5	0	43	41	0	28	27	0	175	164	0	3	2	101	69	0	745	726	0	2,133	
Grade 12	3	2	0	56	44	0	42	33	0	153	182	0	2	2	92	87	0	781	752	0	2,231	
<b>Total</b>	<b>41</b>	<b>39</b>	<b>0</b>	<b>588</b>	<b>542</b>	<b>0</b>	<b>409</b>	<b>403</b>	<b>0</b>	<b>2,197</b>	<b>2,199</b>	<b>0</b>	<b>40</b>	<b>35</b>	<b>0</b>	<b>1,178</b>	<b>1,089</b>	<b>0</b>	<b>8,705</b>	<b>9,172</b>	<b>0</b>	<b>26,607</b>

**Colorado Department of Education**  
District Summary of Pupil Counts by School, Grade, Aggregated Race/Ethnic Reporting Category and Gender

Page: 1

2023-24

Specific School	American Indian/Alaskan Native			Asian Islander			Black (not Hispanic)			Hispanic			Native Hawaiian/Pacific Islander			Two or More			White (not Hispanic)			Total
	Female	Male	Nonbinary	Female	Male	Nonbinary	Female	Male	Nonbinary	Female	Male	Nonbinary	Female	Male	Nonbinary	Female	Male	Nonbinary	Female	Male	Nonbinary	
PK - Regular	0	0	0	1	1	0	1	0	0	4	3	0	0	0	0	2	1	0	5	7	0	25
Full Day - Kindergarten	0	0	0	0	2	0	0	0	0	4	5	0	0	0	0	1	1	0	17	17	0	47
Grade 1	0	0	0	0	1	0	1	1	0	7	6	0	0	0	0	2	1	0	19	13	0	51
Grade 2	0	0	0	0	0	0	1	0	0	2	5	0	0	0	0	1	4	0	11	19	0	43
Grade 3	0	0	0	0	1	0	0	0	0	6	6	0	0	0	0	2	1	0	30	23	0	69
Grade 4	0	0	0	2	0	0	0	0	0	11	4	0	0	0	0	4	1	0	22	24	0	68
Grade 5	0	0	0	0	0	0	1	1	0	5	5	0	0	1	0	3	0	0	17	20	0	53
<b>Total</b>	<b>0</b>	<b>0</b>	<b>0</b>	<b>3</b>	<b>5</b>	<b>0</b>	<b>4</b>	<b>2</b>	<b>0</b>	<b>39</b>	<b>34</b>	<b>0</b>	<b>0</b>	<b>1</b>	<b>0</b>	<b>15</b>	<b>9</b>	<b>0</b>	<b>121</b>	<b>123</b>	<b>0</b>	<b>356</b>
PK - Regular	0	0	0	1	1	0	0	0	0	3	6	0	0	0	0	2	4	0	5	6	0	28
Full Day - Kindergarten	0	0	0	3	1	0	2	3	0	4	5	0	0	1	0	3	3	0	16	10	0	51
Grade 1	0	0	0	2	4	0	0	0	0	6	5	0	1	0	0	7	2	0	17	19	0	63
Grade 2	0	0	0	2	2	0	3	1	0	5	5	0	0	0	0	6	6	0	20	19	0	69
Grade 3	0	0	0	4	3	0	2	3	0	3	4	0	0	1	0	3	5	0	15	19	0	62
Grade 4	0	0	0	3	3	0	1	1	0	4	1	0	0	1	0	7	2	0	19	18	0	60
Grade 5	0	1	0	7	4	0	0	1	0	5	0	0	0	1	0	4	2	0	18	22	0	65
<b>Total</b>	<b>0</b>	<b>1</b>	<b>0</b>	<b>22</b>	<b>18</b>	<b>0</b>	<b>8</b>	<b>9</b>	<b>0</b>	<b>30</b>	<b>26</b>	<b>0</b>	<b>1</b>	<b>4</b>	<b>0</b>	<b>32</b>	<b>24</b>	<b>0</b>	<b>110</b>	<b>113</b>	<b>0</b>	<b>398</b>
Grade 9	0	0	0	5	5	0	7	3	0	32	20	0	0	0	0	12	10	0	90	135	0	319
Grade 10	0	1	0	9	2	0	4	7	0	36	24	0	0	0	0	10	14	0	103	138	0	348
Grade 11	0	0	0	5	3	0	3	0	0	24	22	0	1	1	0	13	8	0	130	111	0	321
Grade 12	2	0	0	5	2	0	2	5	0	27	28	0	0	0	0	14	16	0	120	106	0	327