



Istation

# ISIP™ REPORTS



# Popular Curriculum, Assessment, and Intervention Reports for Reading, Math, and Spanish

## Priority Report

**Overview of current groups for this class:**  
 Student count does not include acknowledged alerts where intervention has been delivered:  
 ISIP Early Reading: Comprehension (5 Students)  
 Cycle 9: Read with Meaning (2 Students)  
 ISIP Early Reading: Text Fluency (5 Students)

**Critical Intervention**  
 1 student has been identified at or below the 10th percentile and in need of critical intervention.

**ISIP Early Reading: Comprehension**

**Recommended Teacher Directed Lesson:** [Resource Details](#) [Download File](#)  
 Teacher Resources Lessons:  
 ISIP - Reading Comprehension

Students in this Group	Tier	Priority Status	Overall Tier	Date Listed	Usage Since this Alert (hh:mm)	Current Cycle
Noah	3	X	3	Thu May 7	00:07	6
Kamaria	2	●	2	Thu May 7	00:10	9
Olivia	2	X	2	Thu May 7	00:00	9
Nicholas	2	X	3	Thu May 7	00:00	9
Jacob	2	●	3	Thu May 7	00:12	7

This instructional report identifies which students will benefit from further intervention and provides links to teacher-led lessons and supplemental materials.

## Summary Report

**3rd Grade - June**

Skill	Tier 1	Tier 2	Tier 3
Overall	30%	25%	45%
Comprehension	35%	15%	50%
Vocabulary	40%	20%	40%
Spelling	25%	45%	30%
Text Fluency	25%	30%	45%

**Ms. Taylor's Class - September Skills Assessed (includes ability index and instruction tier)**

Students	Overall Reading		Comprehension		Vocabulary		Spelling		Text Fluency	
	Score	Tier	Score	Tier	Score	Tier	Score	Tier	Score	Tier
Emma	224	3	230	3	249	1	217	3	28	3
Brayland	228	3	235	2	228	3	224	3	45	2
Tatiana	222	3	206	3	237	2	224	3	39	2
Jacob	231	3	230	3	231	2	231	2	39	2

This detail helps teachers determine which skills need to be retaught by providing a classroom overview of how many students are performing within each instructional tier according to skill.

## Executive Summary

**ISIP Early Reading Summary (June)**

Total number of students who have been assessed using ISIP Early Reading: 695

**ISIP™ Skill Growth by Tier Level - Overall Reading**

**ISIP Early Reading**

This assessment report for school and district administrators summarizes current campus results by combining the ISIP Summary Report with the ISIP Skill Growth by Tier Report.

## Student Summary Handouts

**Kamaria**

**Program Overview** Current Reading Program Cycle: 9 Last Date Used: Thu May 14 Program Usage (hours): 9.8 Lexile Student Measure: 680L

**Istation's Indicators of Progress (ISIP™)**  
 Results as of the May assessment. – The Student Summary Handout Report shows how your child is performing in all the different skill areas on Istation's ISIP assessment. ISIP measures your child's ability in all critical areas of reading. Ability scores are used to show reading growth throughout the school year.

**Overall Reading:** Tier 2 Performing moderately below grade level and in need of intervention.  
 Grade Equivalent: 2.6 (Performing as an average 2nd Grade student who took this test in February).

**Text Fluency:** Tier 3 Performing seriously below grade level and in need of intensive intervention.  
 Grade Equivalent: 2.2 (Performing as an average 2nd Grade student who took this test in October).

**Overall Reading** Ability Index: 220 to 260 (Sept to Mar)

**Text Fluency** Score: 0 to 100 (Sept to Mar)

**Comprehension (Included in Overall Reading)** Ability Index: 220 to 260 (Sept to Mar)

**Vocabulary** (Included in Overall Reading) Ability Index: 250 (Sept)

**Spelling** (Included in Overall Reading) Ability Index: 250 (Sept)

**Ability Index for May: 252** (Better than or equal to 43% of students who took this test in May)

**Ability Index for May: 39** (Better than or equal to 16% of students who took this test in May)

**Ability Index for May: 255** (Better than or equal to 47% of students who took this test in May)

This report summarizes each student's performance, including usage details, Lexile® student measure, ISIP percentile rank, ISIP grade equivalency, and the latest Priority Report alerts.

**BRILLIANT Real-Time Data**

---

# PERSONALIZED DATA PROFILES

*Web-based reporting provides formative insight to guide instructional decision-making and intervention strategies.*



# PRIORITY REPORT

## *Links Students to Critical Instruction*

Accessible at the classroom level, the Priority Report identifies which students will benefit from further intervention. It also provides links to teacher-led lessons and supplemental materials.

Priority Reports allow educators to:

- Identify students for small-group instruction.
- Gather supplemental teacher-directed lessons.
- Document interventions.

Priority Reports are included with:

- ✓ Istation Reading
- ✓ Istation Español
- ✓ Istation Math

- 
- 1 ISIP™ OVERVIEW indicates by skill the number of students who showed difficulty on the assessment.
  - 2 CRITICAL INTERVENTION spotlights the number of students who experienced significant difficulty.
  - 3 RECOMMENDED TEACHER DIRECTED LESSONS indicates and links to suggested lessons in PDF format for remediating a particular skill.
  - 4 RESOURCE DETAILS previews RECOMMENDED TEACHER DIRECTED LESSONS.
  - 5 DOWNLOAD FILE saves PDF files of RECOMMENDED TEACHER DIRECTED LESSONS.
  - 6 SAVE records the documentation of teacher-delivered interventions outside the program and any intervention notes made.

 Edit Report

 Save Report

 Export Details

 Print

## Overview of current groups for this class:

Student count does not include acknowledged alerts where intervention has been delivered:

**1** ISIP Early Reading: Comprehension (3 Students)

### **2** Critical Intervention

1 student has been identified at or below the 10th percentile and in need of critical intervention.




## ISIP Early Reading: Comprehension



**3** Recommended Teacher Directed Lesson:  
Teacher Resources Lessons:  
ISIP - Reading Comprehension

**4**  
Resource  
Details

**5**  
Download  
File

Students in this Group	Tier	Priority Status	Overall Tier	Date Listed	Usage Since this Alert (hh:mm)	Current Cycle
<input type="checkbox"/> Noah	3		3	Thu May 7	00:07	6
<input checked="" type="checkbox"/> Kamaria	2		2	Thu May 7	00:10	9
Intervention Note (optional): <input type="text" value=""/> 200 char						
<input type="checkbox"/> Nicholas	2		3	Thu May 7	00:00	9

**6** **Save** Save checked boxes and optional intervention notes

## Cycle 9: Read with Meaning



Recommended Teacher Directed Lesson:  
Cycle 9, Lesson 28: Reading for Meaning

Resource  
Details

Download  
File

# STUDENT SUMMARY HANDOUT

## *Tracks Progress and Shows Intervention*

Student Summary Handouts evaluate intervention plans and helps identify skills that need improvement. It also provides other performance data from the most recently completed ISIP™ assessment. It is accessible at the student level.

Student Summary Handouts help students and educators work together to:

- Evaluate intervention plans.
- Identify skill weaknesses.
- Review performance with administrators and intervention teams.
- Prepare and drive parent-teacher conferences.

Student Summary Handouts are included with:

- ✓ Istation Reading
- ✓ Istation Español
- ✓ Istation Math

- 
- 1 PROGRAM OVERVIEW includes cycle of instruction, last date of use, and program usage. It provides the LEXILE STUDENT MEASURE.
  - 2 ABILITY INDEX shows reading growth throughout the school year.
  - 3 PERCENTILE RANK identifies the student's results as compared to others who took the assessment at the same time.  
*Click on report for full detail, including...*
  - 4 PRIORITY REPORT OVERVIEW lists the last five Priority Report alerts. This section can be included at the teacher's discretion.
  - 5 INTERVENTION DELIVERED documents the date of intervention.
  - 6 DELIVERED BY identifies who delivered the intervention.

# Kamaria

## 1 Program Overview

**Current Reading Program Cycle: 9**  
**Last Date Used: Thu May 14**

**Program Usage (hours): 9.8**  
**Lexile Student Measure: 690L**

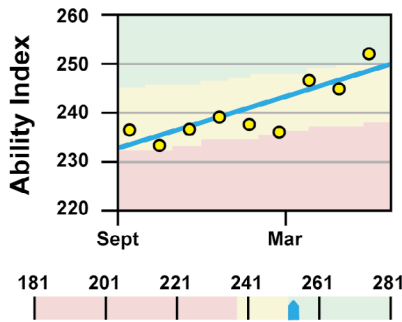
### Istation's Indicators of Progress (ISIP™)

**Results as of the May assessment.** – The Student Summary Handout Report shows how your child is performing in all the different skill areas on Istation's ISIP assessment. ISIP measures your child's ability in all critical areas of reading. Ability scores are used to show reading growth throughout the school year.

**Overall Reading: Tier 2** Performing at some risk of not meeting grade level expectations.  
**Grade Equivalent: 2.6** (Performing as an average 2nd Grade student who took this test in February.)

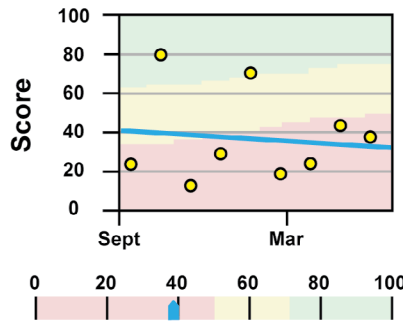
**Text Fluency: Tier 3** Performing at significant risk of not meeting grade level expectations.  
**Grade Equivalent: 2.2** (Performing as an average 2nd Grade student who took this test in October.)

#### Overall Reading



Ability Index for May: 252

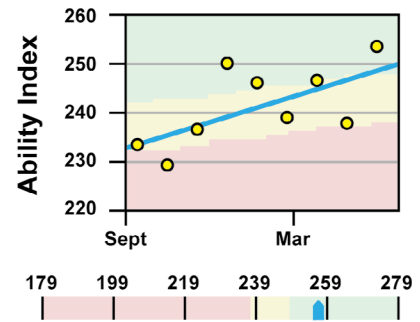
#### Text Fluency



Ability Index for May: 39

#### Comprehension

(Included in Overall Reading)



Ability Index for May: 256

2

3

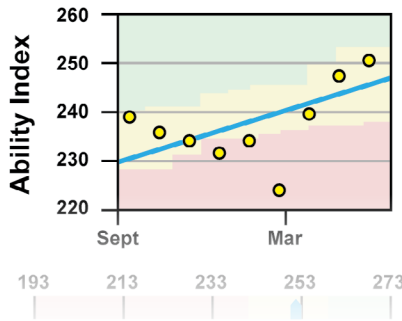
**Percentile Rank:** Better than or equal to 43% of students who took this test in May.

**Percentile Rank:** Better than or equal to 16% of students who took this test in May.

**Percentile Rank:** Better than or equal to 47% of students who took this test in May.

#### Vocabulary

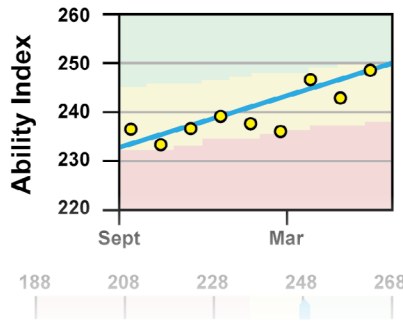
(Included in Overall Reading)



Ability Index for May: 252

#### Spelling

(Included in Overall Reading)



Ability Index for May: 248

# EXECUTIVE SUMMARY

## *Highlights School Progress*

The Executive Summary provides campus results. Combining the ISIP™ Summary Report with the ISIP Skill Growth by Tier Report, it is accessible at the campus and district levels.

Executive Summary Reports provide campus and district administrators:

- Brief overviews of current and previous ISIP assessment results by month.
- The current month's numbers and percentages of students at each instructional tier.
- A single report for all products according to school or a district-wide summary.
- A combined look at the ISIP Summary and the ISIP Skill Growth by Tier reports according to each campus.

Executive Summary Reports are included with:

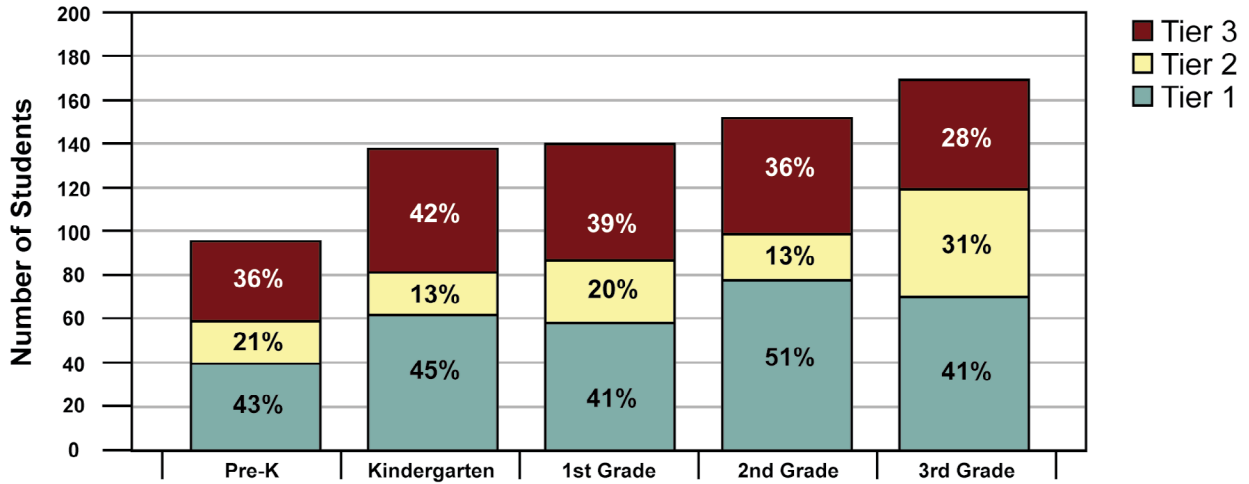
- ✓ Istation Reading
- ✓ Istation Español
- ✓ Istation Math

- 
- 1 SUMMARY shows the number and percentage of students at each instructional tier by grade for the current month.
  - 2 GRADES are broken down individually within a campus, and this feature reports the total number of students on the campus who have been assessed.
  - 3 SKILL GROWTH BY TIER graphs each grade's tier movement based on overall reading scores.



1

### ISIP Early Reading Summary (June)



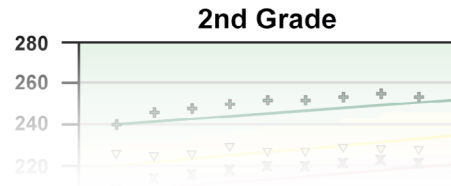
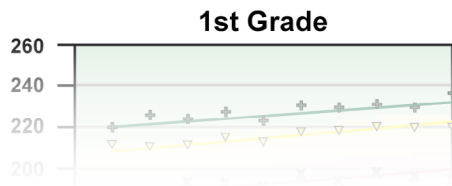
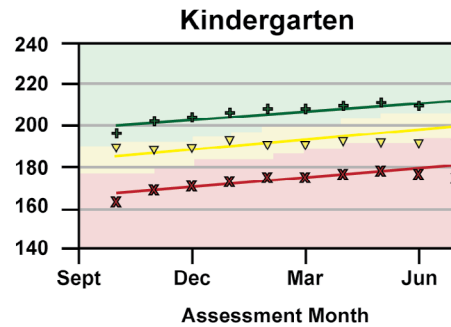
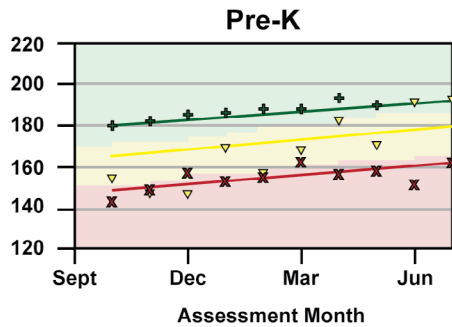
2 Grades

Total number of students who have been assessed using ISIP Early Reading: 695

3

### ISIP™ Skill Growth by Tier Level - Overall Reading

#### ISIP Early Reading



# ISIP SUMMARY

## *Groups Students by Skill Performance*

The ISIP™ Summary groups students by ISIP instructional tiers. It also tracks skill performance and identifies appropriate supporting materials. It is accessible at the classroom, campus, and district levels.


ISIP Summary Reports help educators:

- Identify skills that need emphasis in the classroom.
- Identify students in need of additional support.
- Group students for targeted instruction.
- Prioritize which skills need to be retaught in small- or whole-group instruction.

ISIP Summary Reports are included with:

- ✓ Istation Reading
- ✓ Istation Español
- ✓ Istation Math

- 
- 1 EDIT REPORT to change the assessment month and navigate through the year.
  - 2 SAVE REPORT to create a QUICK LINK to the current view.
  - 3 EXPORT DETAILS to download an Excel or .csv file.
  - 4 TIER CLASSIFICATION VIEW shows the number of students within each subtest.
  - 5 STUDENT HISTORY REPORT shows subtest scores for each assessment taken, organized by month.
  - 6 SKILL GROWTH by month is accessible for each subtest.
  - 7 TIER GROUPING automatically organizes students alphabetically by tier according to OVERALL READING scores.

 Edit Report

 Save Report

 Export Details

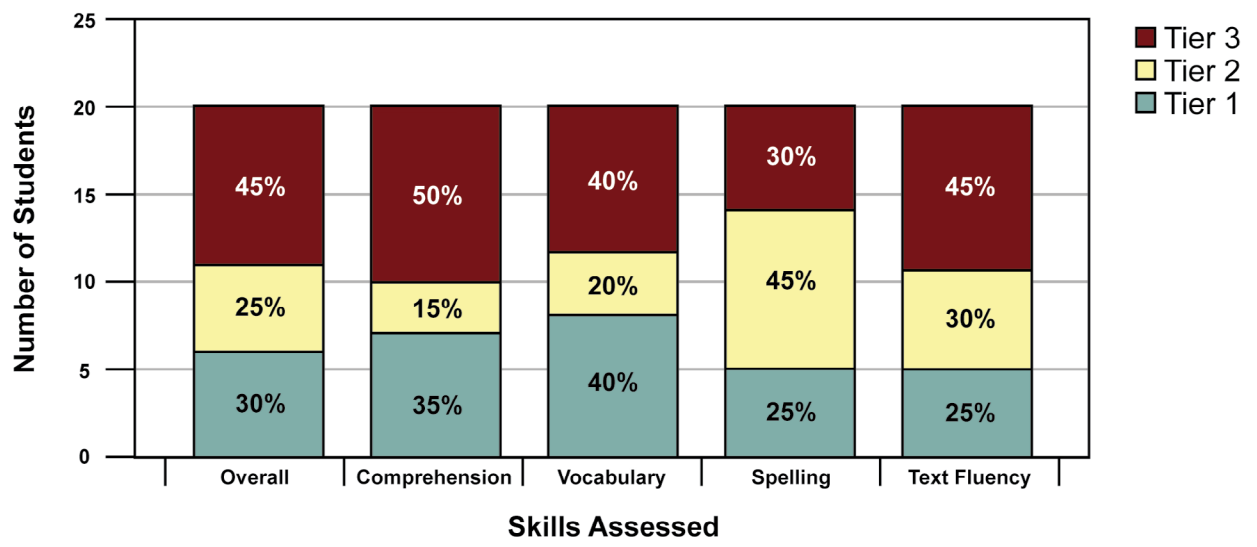
 Print

1

2

3

### 3rd Grade - June



4

Ms. Taylor's Class - June										
Skills Assessed (includes ability index and instruction tier)										
	Overall Reading		Comprehension		Vocabulary		Spelling		Text Fluency	
Students	Score	Tier	Score	Tier	Score	Tier	Score	Tier	Score	Tier
Emma	224	3	230	3	249	1	217	3	28	3
Brayland	228	3	235	2	228	3	224	3	45	2
Tatiana	222	3	206	3	237	2	224	3	39	2
Jacob	231	3	230	3	231	2	231	2	39	2
Ava	210	3	223	3	224	3	207	3	39	2
Sophia	232	3	234	2	230	3	230	2	22	3
Noah	216	3	217	3	215	3	225	3	6	3
Olivia	228	3	219	3	229	3	235	2	13	3

6

5

7



# Istation

Supporting Educators. Empowering Kids.  
Changing Lives.

[www.istation.com](http://www.istation.com)

8150 North Central Expressway  
Suite 2000  
Dallas, TX 75206

1-866-883-READ (7323)

**#REDCAPENATION**



@IstationEd