










Table A. Student Characteristic: Visual Impairment, Including Blindness

Accommodation Category	Consider the following accommodations for use in instruction with students who benefit from auditory support for a visual impairment, visual processing disorder, or print disability*
<p data-bbox="188 510 423 548">Presentation</p> <p data-bbox="188 1140 618 1255">Resources: Colorado Center for the Blind www.cocenter.org</p> <p data-bbox="188 1289 667 1360">American Council of the Blind of Colorado www.acbco.org</p> <p data-bbox="188 1396 678 1467">National Federation of the Blind, Colorado Chapter www.nfbco.org</p>	<ul style="list-style-type: none"><li data-bbox="824 510 1406 581">• Large print; enlarge with photocopier machine to recommended font size<li data-bbox="824 615 1349 653">•  Hand held magnification devices<li data-bbox="824 686 1117 724">•  Braille notetaker<li data-bbox="824 758 1276 795">•  Refreshable Braille displays<li data-bbox="824 829 1227 867">•  Computer magnification<li data-bbox="824 900 1414 972">•  Black and white print; black or white on high contrast screen<li data-bbox="824 1005 1125 1043">• Color contrasting<li data-bbox="824 1077 1203 1115">• Increased white space<li data-bbox="824 1148 1425 1220">• Use easy-to-read sans serif font such as Verdana, Arial, or Calibri<li data-bbox="824 1253 979 1291">• Abacus<li data-bbox="824 1325 1333 1396">•  Closed Circuit TV (CCTV)/video magnification<li data-bbox="824 1430 967 1467">• Braille<li data-bbox="824 1501 1304 1539">• Read aloud/oral presentation<li data-bbox="824 1572 1419 1610">•  Recordings for the Blind and dyslexic<li data-bbox="824 1644 1406 1761">•  Recorded books, Mp3 players, other electronic reading devices; descriptive video<li data-bbox="824 1795 1230 1833">•  Screen reader programs<li data-bbox="824 1866 1409 1904">• Large print or braille notes, outlines,

	<p>and instructions</p> <ul style="list-style-type: none"> • Masking or tracking tools for enlarged print ⌘ Talking materials (talking calculators, clocks etc.) • Real objects; tactile materials; tangible symbols • Tactile Graphics
<p>Response</p> <p>For additional information see</p> <p>CDE Vision Impairment including Blindness website: http://www.cde.state.co.us/cdesped/BLV.asp</p> <p>Deaf-blindness: http://www.cde.state.co.us/cdesped/sd-db</p>	<ul style="list-style-type: none"> ⌘ Express response to a scribe ⌘ Type on word processor ⌘ Speech to text programs ⌘ Type on Braille Notetaker ⌘ Speak into tape recorder, Mp3 devices or other recording devices ⌘ Use calculation devices (e.g., talking calculator with enlarged keys, abacus)