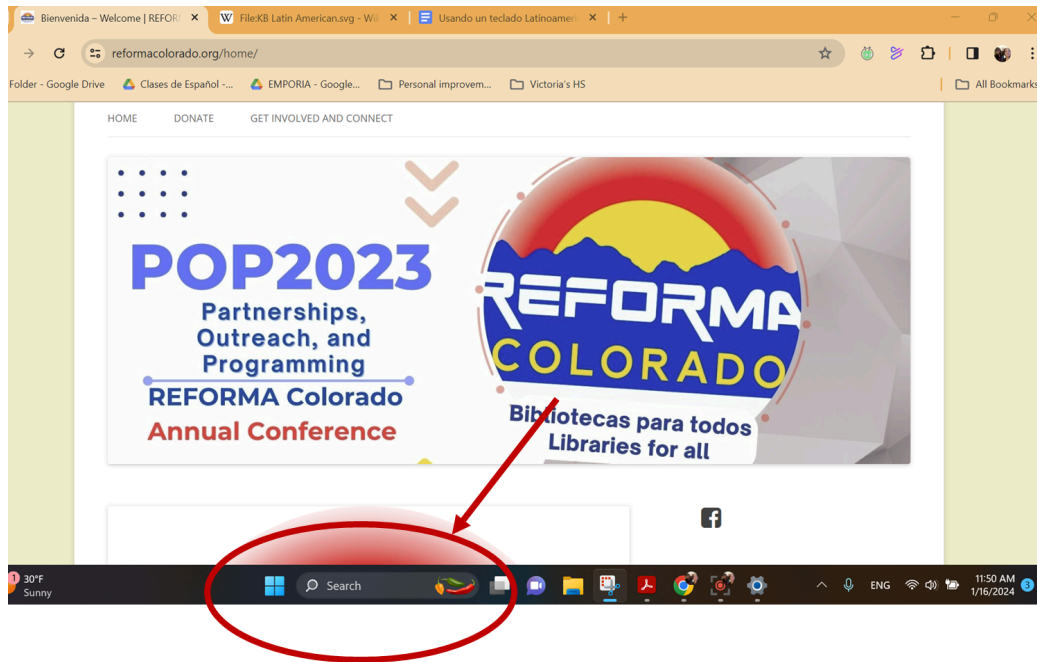
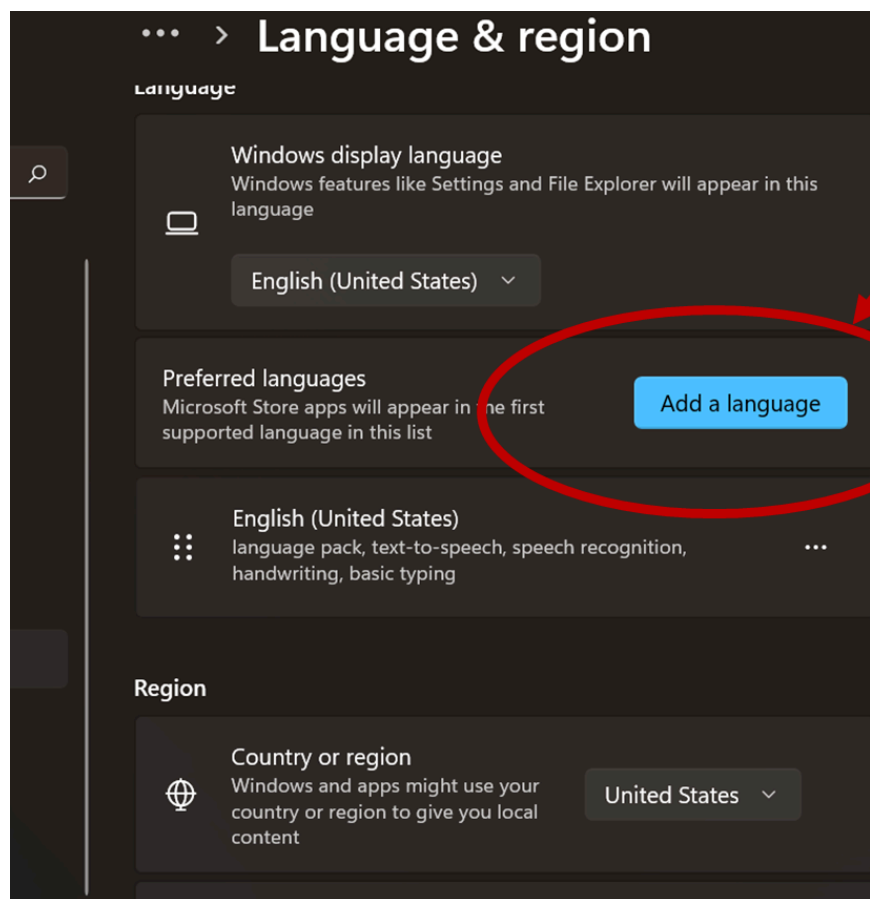


Para poder poner acentos fácilmente vamos a agregar un teclado con la configuración de América Latina.

Adding a keyboard:



Search for: **Add a language to this device**



Choose a language to install

espa



Spanish (Guatemala)

Español (Honduras)

Spanish (Honduras)

Español (América Latina)

Spanish (Latin America)

Espanol (Mexico)

Spanish (Mexico)

Español (Nicaragua)

Spanish (Nicaragua)

Español (Panamá)



Display language



Text-to-speech



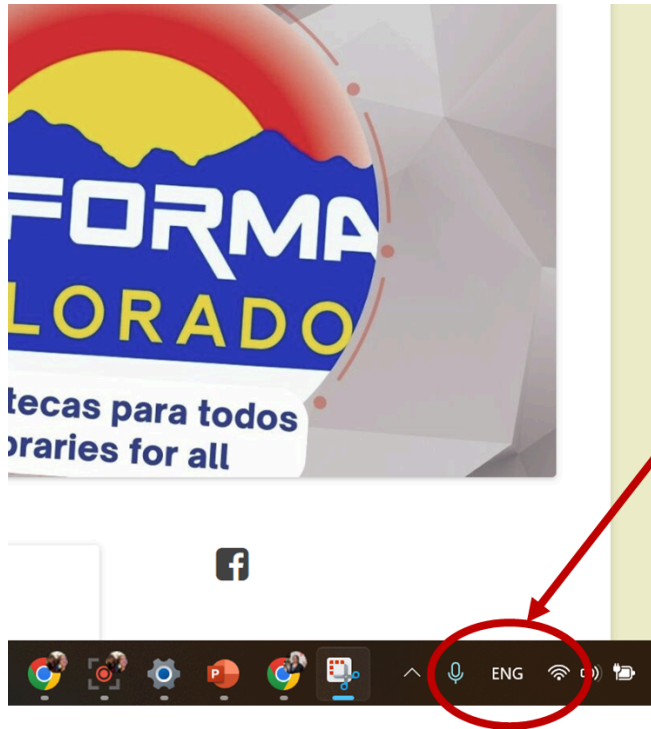
Speech recognition



Handwriting

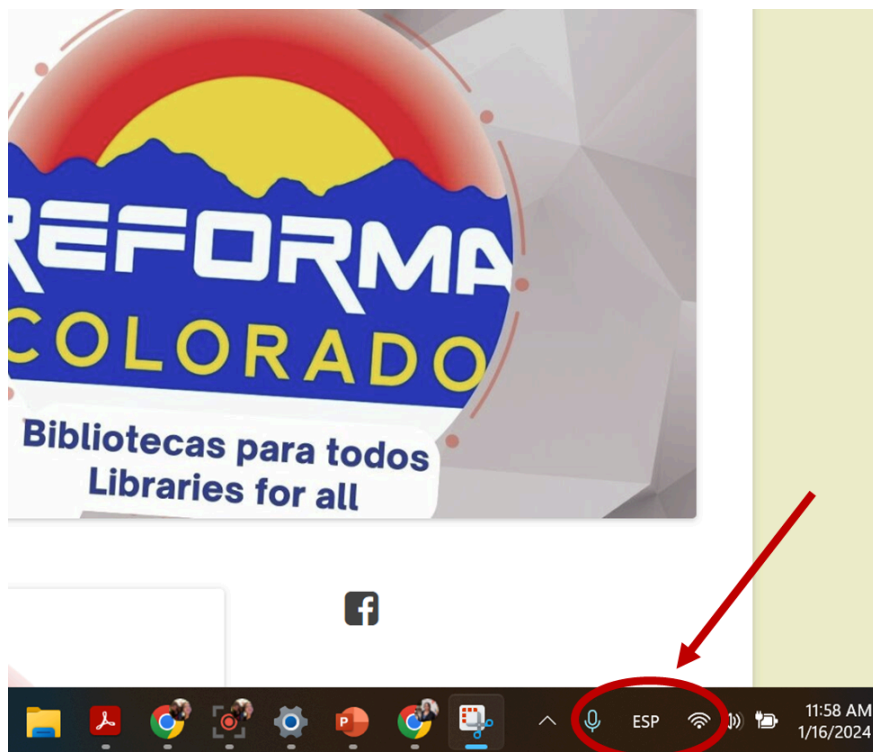
Next

Cancel



To switch between English and Spanish Keyboards press:

Alt + Shift



° 	! 1	" 2	# 3	\$ 4	% 5	& 6	/ 7	(8) 9	= 0	? ' ı	← Backspace
Tab ↔	Q @	W	E	R	T	Y	U	I	O	P	~ + *	↵ Enter
Caps Lock ⬆	A	S	D	F	G	H	J	K	L	Ñ	[{] }
Shift ⬆	> <	Z	X	C	V	B	N	M	;	:	- _	Shift ⬆
Ctrl	Win Key	Alt							Alt Gr	Win Key	Menu	Ctrl

To write the accents press the accent key and release, and then press the letter.
The accent key is next to the letter P

The keyboard also has the letter Ñ, it is located next to the letter L