



Improving
Academic
Achievement

33 PEOPLE

Assessment Stakeholders Committee

Name	Region	Profession
Tim Albers	Western	Director of Admissions Associate Vice President for Enrollment Services Western State College
Geri Anderson	Denver Metro	Assistant Vice President & Provost Colorado Community College System
Jane Barnes	Denver Metro	School Board of Education Jefferson County Public Schools
Carole Basile	Denver Metro	Director University of Colorado at Denver Health Sciences Center
Seth Berg	Southwest	District Assessment Coordinator High School Teacher MS Enrichment and Curriculum Coordinator Telluride School District R-1
Charlotte Brantley	Denver Metro	President/CEO Clayton Early Learning
Eric Briggs	Denver Metro	Amgen
Dewey F. Brigham, Jr.	Denver Metro	President Colorado Association of Black Professional Engineers and Scientists
Harry Butler	Western	School Board of Education Mesa County Valley School District 51
Mary Chesley	Denver Metro	Superintendent Cherry Creek School District
Tammy Clementi-Watson	Pikes Peak	Chief Academic Officer Instructional Support & Educational Accountability Pueblo City Schools
Willie Daniels	Denver Metro	President/CEO Shades of Blue
Judi Diaz Bonacquisti	Denver Metro	Associate Vice President Enrollment Services Denver Metro State College
Carol Eaton	Denver Metro	Assessment Director Executive Director Instructional Data Services Jefferson County District R-1
Lisa Escarcega	Denver Metro	District Assessment Coordinator Aurora Chief Accountability & Research Officer Aurora Public Schools
Bill Esterbrook	Southwest	Board of Cooperative Educational Services (BOCES) Former Assistant Superintendent of Archuleta Schools
Booker Graves	Denver Metro	Executive Director Colorado Workforce Development

Assessment Stakeholders Committee

Name	Region	Profession
Oliver Grenham	Denver Metro	Executive Director of Learning Services Adams County School District
Dan Lere	Southeast	Superintendent Pueblo School District 70
Maggie Lopez	Pikes Peak	Assistant Superintendent Of Learning Services Academy School District
Lidoro Maestas	Denver Metro	Armed Services Vocational Aptitude Battery (ASVAB)
Pat Meade	Denver Metro	Director of Institutional Research Front Range Community College
Mike Miles	Pikes Peak	Superintendent Harrison School District
Christina Narayan	Pikes Peak	Elementary Teacher Branson School Online Online Teacher of the Year
Keith Owen	Southwest	Superintendent Durango School District 9-R
Jesus Salazar	Denver Metro	Senior Manager Credera
Lorrie Shepard	Denver Metro	Professor of Education Chair of the Research and Evaluation Methodology Colorado University at Boulder
Tim Taylor	Denver Metro	President Colorado Succeeds
Paul Thayer	Northeast	Associate Vice President for Student Affairs Special Assistant to the Provost for Retention Colorado State University
Ana Tilton	Denver Metro	Chief Academic Officer Denver Public Schools
Mary Valerio	San Luis Valley	Professor Adams State Migrant Education Program Director
Ed Vandertook	Northwest	Superintendent Strasburg School District
Cindy Wenzel	Pikes Peak	District Assessment Coordinator Director of Curriculum and Student Achievement Fountain-Fort Carson School District 8

Colorado State Assessment System Revision Process – Subcommittees

Postsecondary and Workforce Readiness Subcommittee <ol style="list-style-type: none"> 1. Number of members: 19 2. Number of districts represented: 7 3. What groups were reflected: 7 colleges/universities, Dept. of Labor and Employment, CCCS, Junior Achievement, Nat'l Center for Higher Ed Mgmt Systems.
Summative Subcommittee <ol style="list-style-type: none"> 1. Number of members: 14 2. Number of districts represented: 10 3. What groups were reflected: Seneca Consulting, UNC, Mary Gromko (consultant).
School Readiness Subcommittee <ol style="list-style-type: none"> 1. Number of members: 15 2. Number of districts represented: 10 3. What groups were reflected: FENWC Head Start (Greeley), UNC, Higher Education (Fort Collins), Mid-Continent for Research and Learning, Lifting Off Academy.
Formative and Interim Subcommittee <ol style="list-style-type: none"> 1. Number of members: 19 2. Number of districts represented: 10 3. What groups were reflected: Gateway (charter school), CO Alliance for Environmental Education (Golden), CU, RMC Research Corp., UNC, UCD.
SPECIAL POPULATIONS SUBCOMMITTEE: (Includes, ELA, Spec & GT) <ol style="list-style-type: none"> 1. Number of members: 17 2. Number of districts represented: 10 3. What groups were reflected: Watson Learning Charter School (Englewood), Division of Vocational Rehabilitation, CSU, GetSMART Schools (principal trainers)
<u>English Language Acquisition Assessments Subcommittee</u> <ol style="list-style-type: none"> 1. Number of members: 8 2. Number of districts represented: 5 3. What groups were reflected: Watson Learning
<u>Special Education Assessments Subcommittee</u> <ol style="list-style-type: none"> 1. Number of members: 6 2. Number of districts represented: 3 (including DPS Transition Program) 3. What groups were reflected: Vocational Rehabilitation, CSU, SMART Schools
Gifted and Talented Considerations Subcommittee <ol style="list-style-type: none"> 1. Number of members: 3 2. Number of districts represented: 2 districts and 1 BOCES 3. What groups were reflected: None

1/8/13 (mla)

Stakeholders

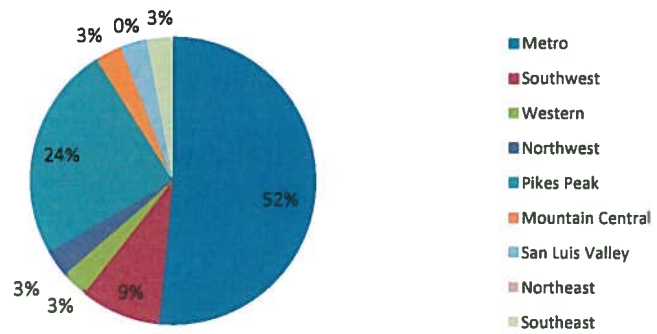
Regional Distribution

Metro	17
Southwest	3
Western	1
Northwest	1
Pikes Peak	8
Mountain Central	1
San Luis Valley	1
Northeast	0
Southeast	1

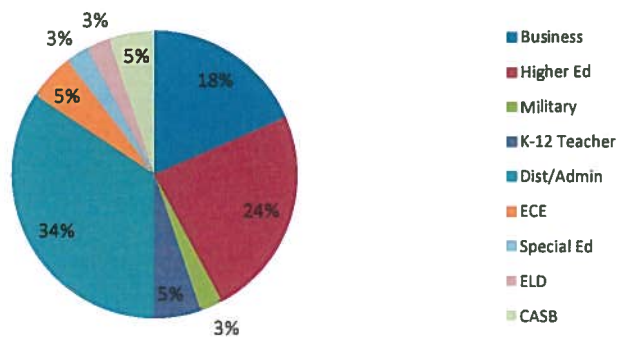
Professional Distribution

Business	7
Higher Ed	9
Military	1
K-12 Teacher	2
Dist/Admin	13
ECE	2
Special Ed	1
ELD	1
CASB	2
Ethnicity	
Caucasian	25
African American	4
Hispanic	5
Asian	0
Other	2

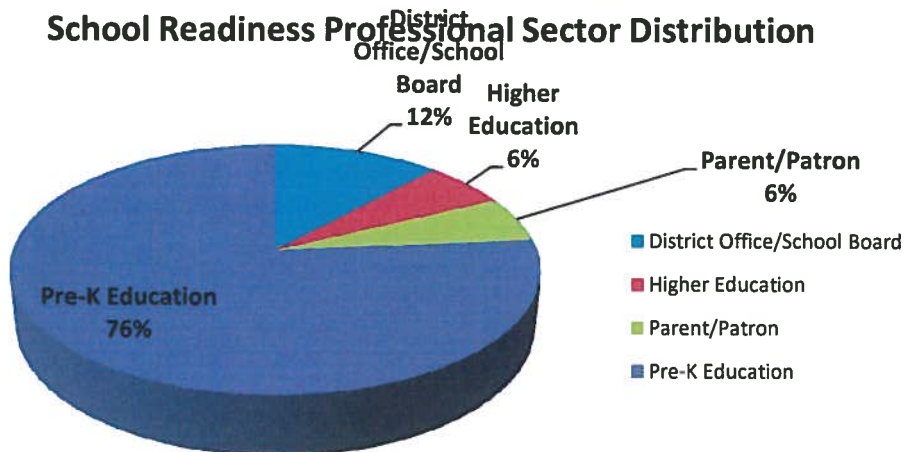
3% Regional Distribution



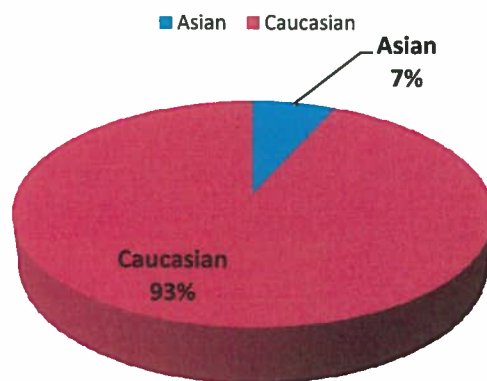
Professional Distribution



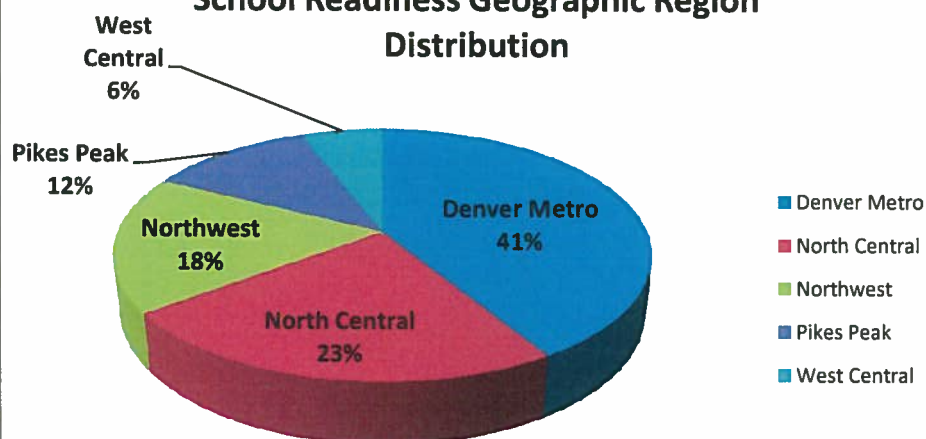
School Readiness Professional Sector Distribution



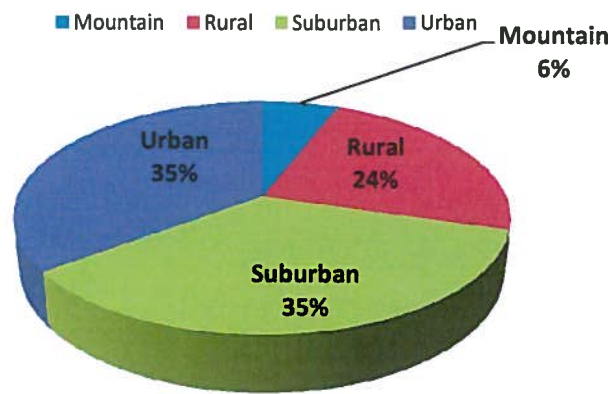
School Readiness Ethnicity Distribution



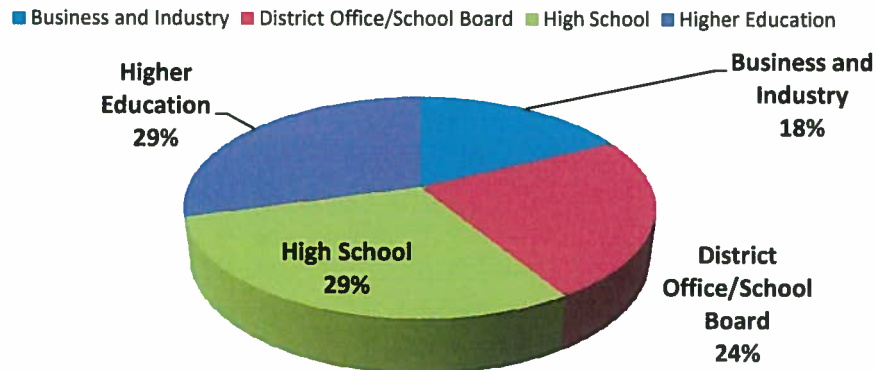
School Readiness Geographic Region Distribution



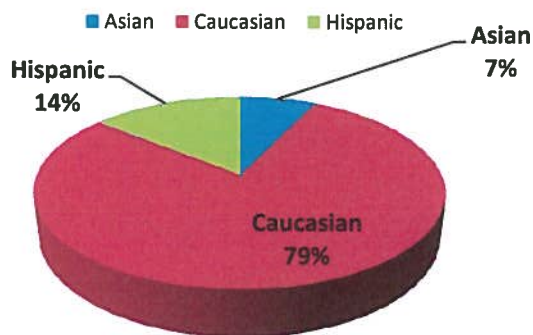
School Readiness Region Type Distribution



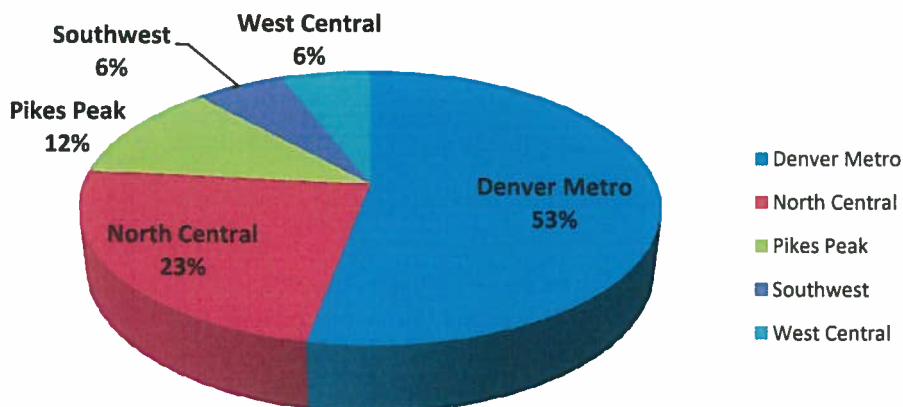
PWR - Professional Sector Distribution



PWR - Ethnicity Distribution



PWR - Geographic Region Distribution



PWR - Region Type Distribution

