



**COLORADO**  
Department of Education

---

# **Colorado English Learner Identification & Data Coding**

**September 2021**



Thank you for  
being here  
today. We  
appreciate  
your work  
with English  
learners.

# Today We Will Discuss Colorado...



**EL Identification  
Procedures**

**EL Data Coding**

A close-up photograph of a dark, textured metal surface, likely a door or a wall. The surface features large, raised, embossed letters in a bold, sans-serif font. The letters are arranged in two rows, with the top row showing 'FEDERAL' and the bottom row showing 'STATE'. The lighting is dramatic, coming from the upper left, which casts deep shadows and highlights the metallic texture and the three-dimensional quality of the embossed letters. Several small, dark, circular rivets or bolts are visible on the surface, spaced out. The overall tone is serious and official.

# Understanding Federal & State Legal Obligations

---

# Federal Requirements for EL Identification

## Every Student Succeeds Act (ESSA), §§1112(e); 3116(b)

Requires recipients of Titles I and III to **identify ELs and notify parents** of the language instruction educational programs available to students.

## Lau Remedies, 1975 (Case law, Civil Rights Act 1964)

Specifies approved approaches, methods, and procedures for:  
**Identifying and evaluating** national origin minority students' English language skills.


# State Requirements for EL Identification

## English Language Proficiency Act, CRS 22-24-105

Requires districts to **identify** and **report** the number of English Learners (ELs) in the district to the Colorado Department of Education.

## Senate Bill 109, CRS 22-24-106

One common assessment to **identify** EL student: W-APT/WIDA Screener, the state mandated placement assessment must be used as one indicator to determine English Language Proficiency (ELP) and if student is an English Learner (EL).

The background of the slide features a close-up, shallow depth-of-field shot of several interlocking puzzle pieces. The pieces are scattered on a light-colored, textured wooden surface. Some pieces are in sharp focus in the foreground, while others are blurred in the background. The colors of the pieces include shades of grey, brown, and yellow.

# Colorado EL Identification Procedures SY 21-22

---

**English Learners (ELs)** are those students who are linguistically diverse and identified as having a level of **English Language Proficiency (ELP)** that requires language support to achieve standards in grade-level content in English (Colorado Revised Statutes under the English Language Proficiency Act 22-24-103)

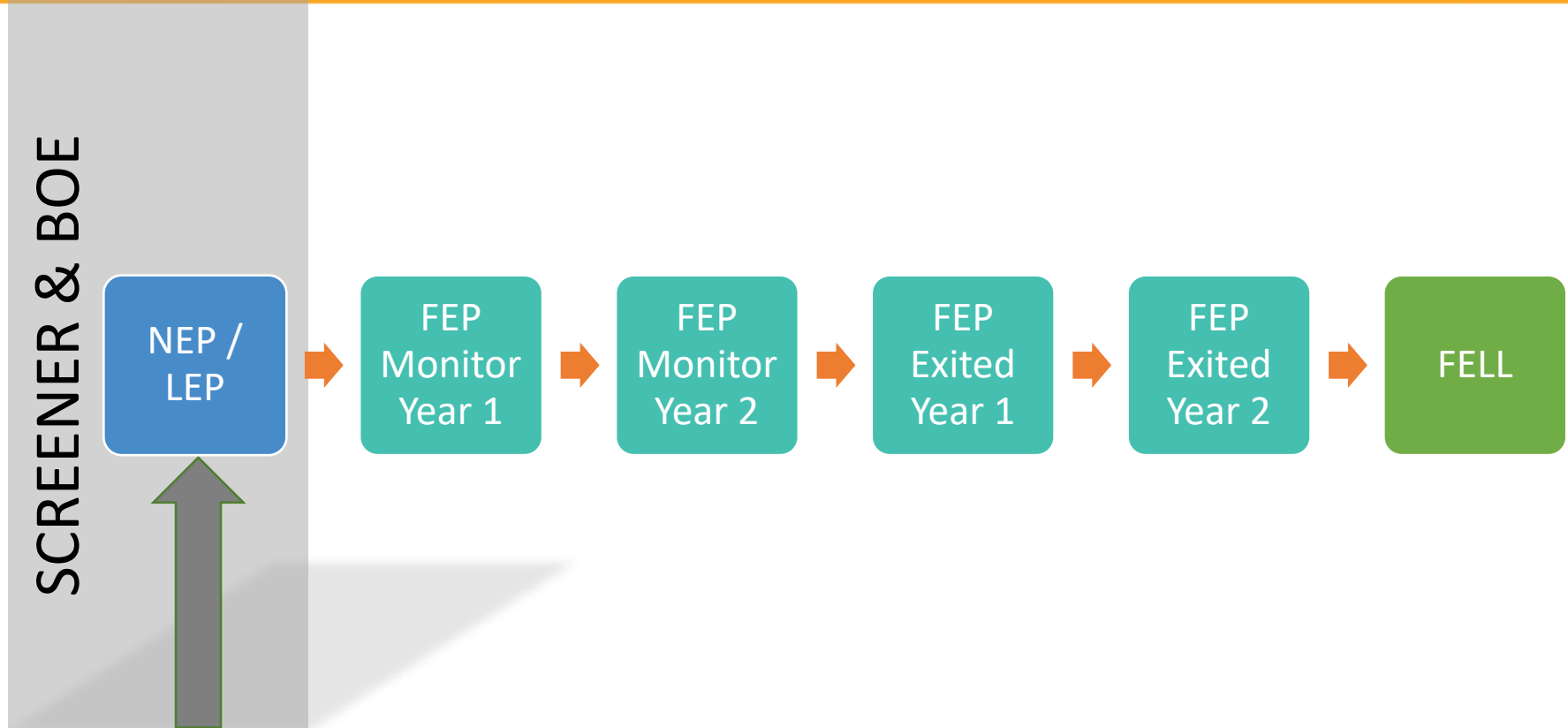
Non-English Proficient (NEP)  
Limited English Proficient (LEP)  
Fluent English Proficient (FEP)  
Former English Language Learner (FELL)

Colorado includes students monitored for two years following Redesignation as Fluent English Proficient (FEP M1/M2) when analyzing the performance of English learners

Former English Language Learners (FELL) and students who Exit (FEP Exit1/Exit2) from the ELD program after demonstrating English language proficiency and grade-level proficiency in reading, writing, and other content areas are not included in the federal definition of English learners

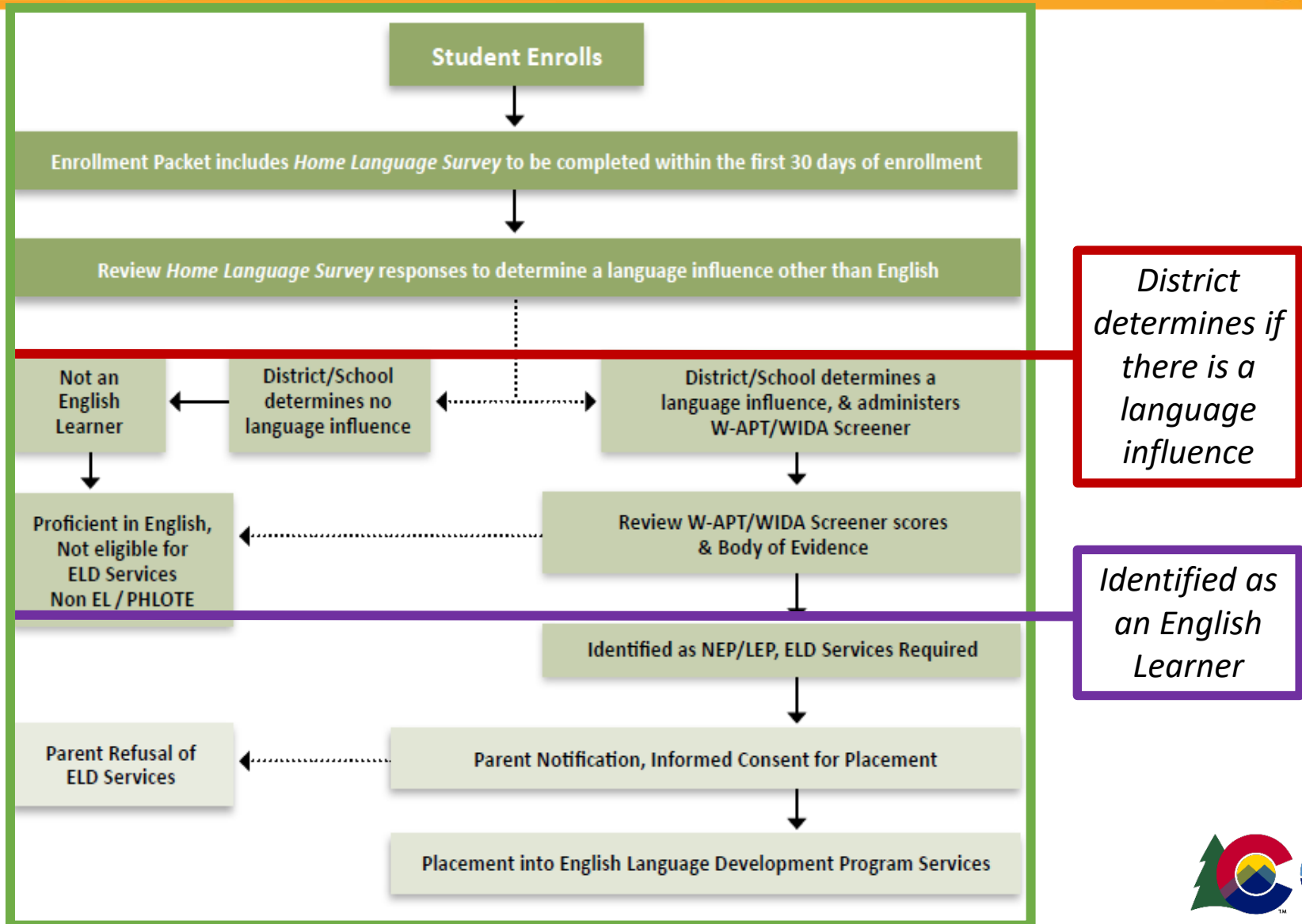


# English Learner State Proficiency Progression



*All identified NEPs & LEPs take annual ELP assessment, ACCESS/Alt.ACCESS  
Parent/family may opt-out of ELD services but not annual ELP testing.*

# Standardized Identification Procedures



# Home Language Survey (HLS)

Required by law



Given to all new-to district students



Tool used to determine language influence



Three required questions (OCR & DOJ)



Completed within 30 days (2 weeks after October count)

# OCR and DOJ Home Language Survey

## 3 Approved Questions



What is the  
primary  
language used in  
the home,  
regardless of the  
language spoken  
by the student?

What is the  
language most  
often spoken by  
the student?

What is the  
language that  
the student first  
acquired

[OELA Toolkit, Chapter 1](#)

([www2.ed.gov/about/offices/list/oela/english-learner-toolkit/chap1.pdf](http://www2.ed.gov/about/offices/list/oela/english-learner-toolkit/chap1.pdf))

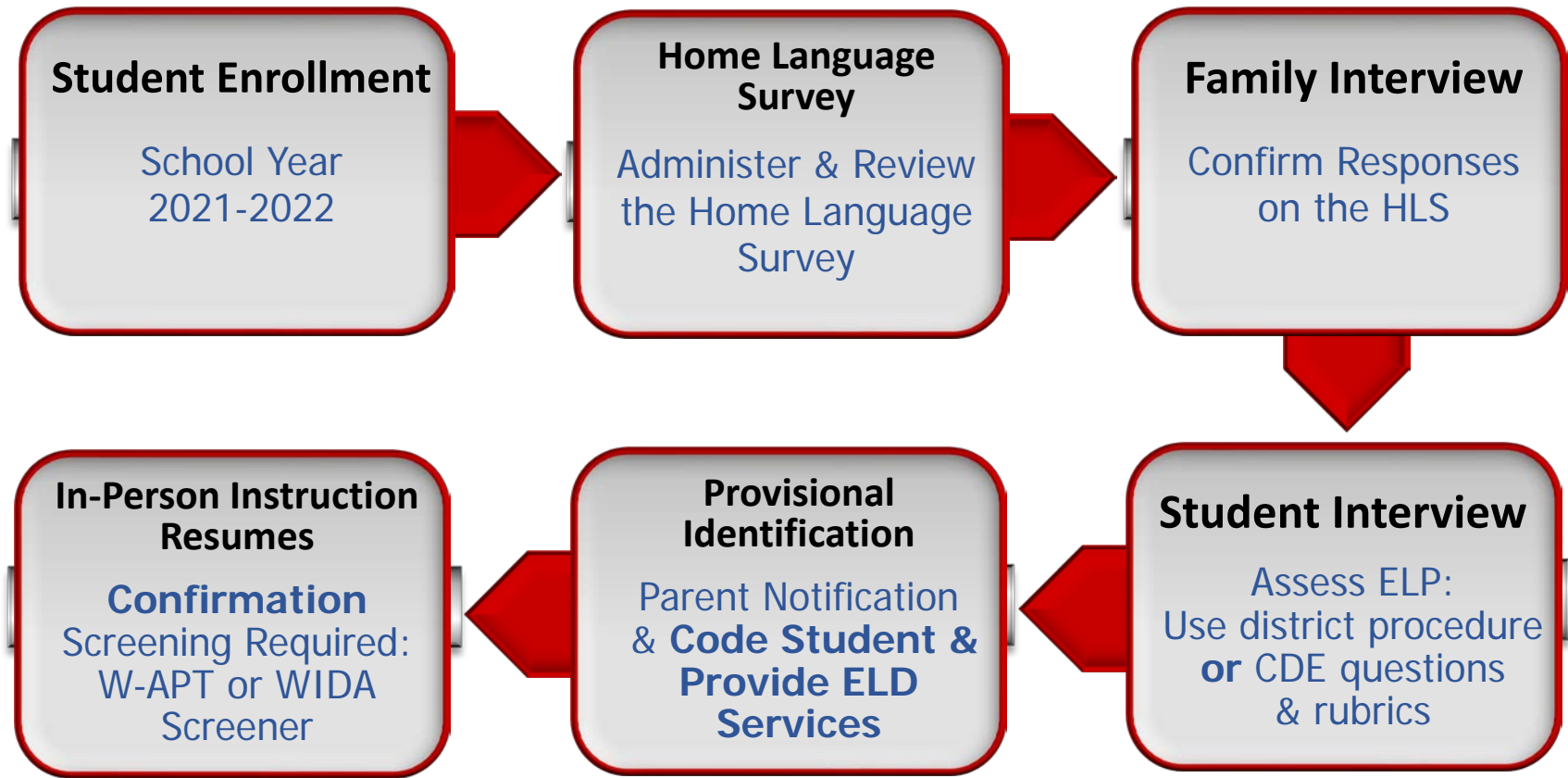


# Colorado English Learner Identification can be found at [www.cde.state.co.us/cde\\_english/identification-placement](http://www.cde.state.co.us/cde_english/identification-placement)



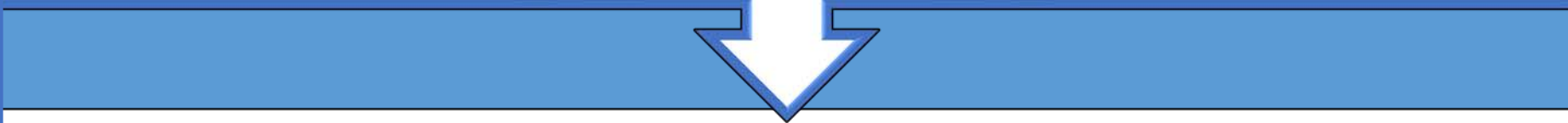
# Interim Identification Procedures

## When in-person Standardized EL Screening is not possible



*Districts that are subject to settlement agreements or consent decrees relating to English learners must seek guidance from the district's legal counsel as to whether the provisional procedures would be consistent with the terms of the applicable agreement/degree.*

## Students coded as ELs during SY20-21

- 
- Districts and schools must document and internally track students with provisional EL identification through a data set separate from the Colorado Department of Education Data Pipeline. Ensure that students who are given a provisional status assignment (identified as EL or non-EL) are tracked by some means (e.g., a special code in the local student management system).
  - Student EL Demographic data elements: Language Proficiency, Language Background, and Language Instruction Program fields.

## Reminder: Provisionally Identified English Learners

All students provisionally identified as an English learner (SY19-20 Mar, Apr, May and SY20-21) must be assessed using Colorado's Standardized Identification process, which requires in-person screening once school reopens.

*When in-person screening of provisionally identified ELs was not possible, and students have participated in ACCESS for ELLs in 2021 (Jan-Mar), use 2021 ACCESS scores to confirm/refute EL identification.*



# ESSA Requires Parent Notification Letter

ELP Screening and Placement  
Language Instruction Educational Program  
LIEP Alignment to CAS  
Exiting Requirements & Graduation Rates  
Parent Opt-Out Decision  
Meeting Goals of IEP Services, if applicable



[Parent Notification Letter Template](#)

([www.cde.state.co.us/fedprograms/2018parentnotificationletter-0](http://www.cde.state.co.us/fedprograms/2018parentnotificationletter-0))

# Parent Opt-Out

- Parents have the legal right to Opt-Out students from ELD services and instruction ([ncela.ed.gov/files/english\\_learner\\_toolkit/7-OELA\\_2017\\_optout\\_508C.pdf](https://ncela.ed.gov/files/english_learner_toolkit/7-OELA_2017_optout_508C.pdf))
- Parent Opt-Out signature is required
- Secure Parent Opt-Out documentation at the district
- Communicate to parents/families in a meaningful way, in a language parents can understand and provide free translation services
- Monitor the English Language Proficiency (ELP) and academic progress of students who Opt-Out of EL programs and services
- Opt-Out student who does not demonstrate appropriate growth in ELP or maintain appropriate academic levels; LEA must inform the parents in a language they understand and re-offer EL services and instruction
- If a parent decides to Opt-Out of ELD services and instruction, student retains status as EL in local & state data (Language Background not 'ENG', Language Proficiency = NEP/LEP, Language Instruction = 98)
- Opt-Out students (NEP/LEP) take annual ELP assessments (ACCESS/Alt. ACCESS) until Redesignation occurs

# Identification & Coding



## Primary Home Language Other Than English (PHLOTE) Students

- Proficient in English (reading, writing, speaking, listening)
- Not enrolled in ELD services/instruction
- Does not take ACCESS/Alt. ACCESS
- Language Background = not ENG
- Language Proficiency Code = 4
- Language Instruction = 00


## Former English Language Learners (FELL) Students

- Demonstrated proficiency in English and exited from services -> Redesignation
- Previously enrolled in ELD services/instruction
- Took ACCESS/Alt. ACCESS as NEP/LEP
- Language Background = not ENG
- Language Proficiency Code = 5
- Language Instruction = 00



A collage of various business data visualizations including line graphs, bar charts, and donut charts. Overlaid on the center is the text "Data Reporting Student October Count" in a large, blue, sans-serif font. A white horizontal line is positioned below the text. The background features a mix of blue and white tones with a grid pattern.

### 3 Data Elements Collected about ELs in Student Demographic File





# 3 Data Elements Collected about ELs in Student Demographic File

## 1. Language Background

- All students (ELs and Non-ELs) will have this code
- Students primary /home language identified on the HLS
- 'eng' used for native English speakers

Language  
Background

## 2. Language Proficiency

- Student English proficiency level

Language  
Proficiency

## 3. Language Instruction Program (LIP)

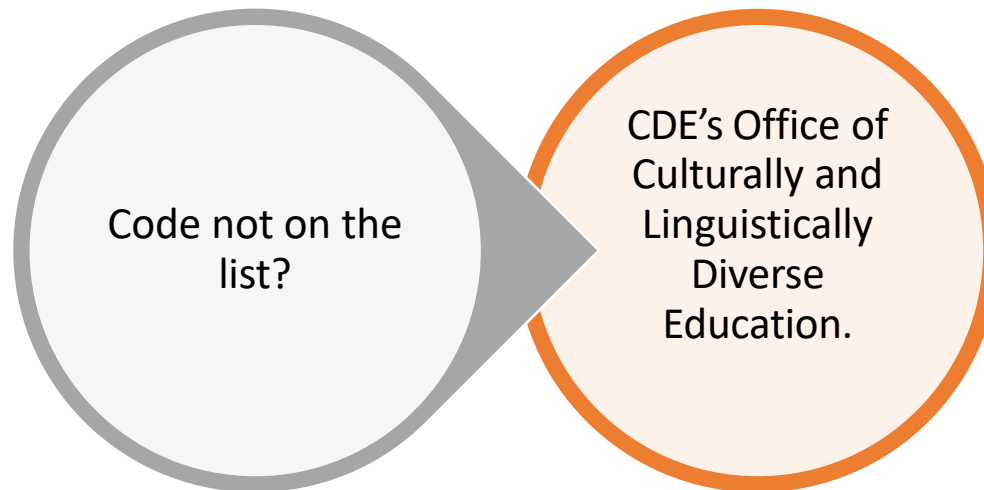
- Type of language instruction program/service student receives to develop English

Language  
Instruction  
Program

[Student Demographic File](http://www.cde.state.co.us/datapipeline/2021-2022studentdemographicfilelayout) (www.cde.state.co.us/datapipeline/2021-2022studentdemographicfilelayout)



**Are used for state reporting as well as for the U.S. Department of Education. These codes are internationally recognized.**



[Language Background Codes](http://www.cde.state.co.us/datapipeline/language_codes)

([www.cde.state.co.us/datapipeline/language\\_codes](http://www.cde.state.co.us/datapipeline/language_codes))



# Language Background Tips

Language  
Background

Language Background =  
'eng'



Language Proficiency Code = '0'



Language Instruction Program =  
'00'

Language Background ≠  
'eng'



Language Proficiency Code ≠ '0'



Language Instruction Program  
Dependent on Proficiency Code

# Language Proficiency & Definitions

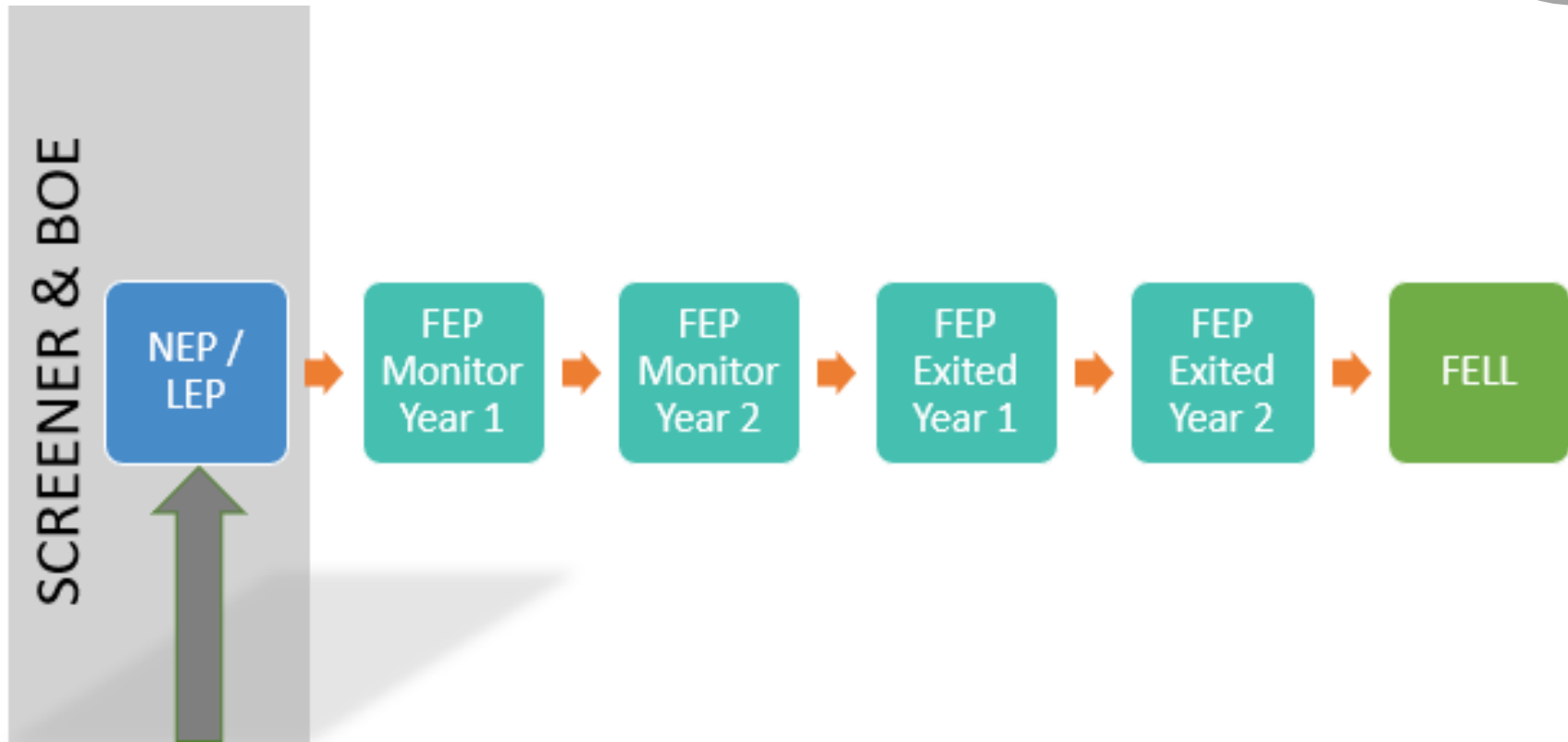
Language  
Proficiency

Language Code	Definition
0	Not applicable
1-NEP	A student who speaks a language other than English and does not comprehend, speak, read, or write English.
2-LEP	A student who comprehends, speaks, reads, or writes some English, but whose predominant comprehension or speech is in a language other than English.
4-PHLOTE	A student, new to district, who has a primary or home language other than English and has never been served in a language instruction education program and is determined to be proficient in English after screening and a body of evidence is done.
5-FELL	A student who previously received language instruction in the reporting district or another district who has been exited from an EL program for more than two years.
6-FEP, Monitor Year 1	A student who has spoken, or currently speaks a language other than English, but who can comprehend, speak, read, and write English comparable to their native English speaking peers.
7-FEP, Monitor Year 2	See definition for FEP, Monitor Year 1. Must have been FEP Monitor Year 1 in the school previous year.
8-FEP, Exited Year 1	See definitions of FEP M1 and FEP M2. Must have been FEP M2 the previous school year.
9-FEP, Exited Year 2	See definitions of FEP M1, M2 and Exit 1. Must have been FEP, Exit Year 1 the previous school year.



# English Learner State Proficiency Progression

Language  
Proficiency



[Exception Request Template & Instructions and Student Demographics Business Rules](#)  
can be found at ([www.cde.state.co.us/datapipeline/inter\\_student](http://www.cde.state.co.us/datapipeline/inter_student))

# Following the State Proficiency Progression

Language  
Proficiency

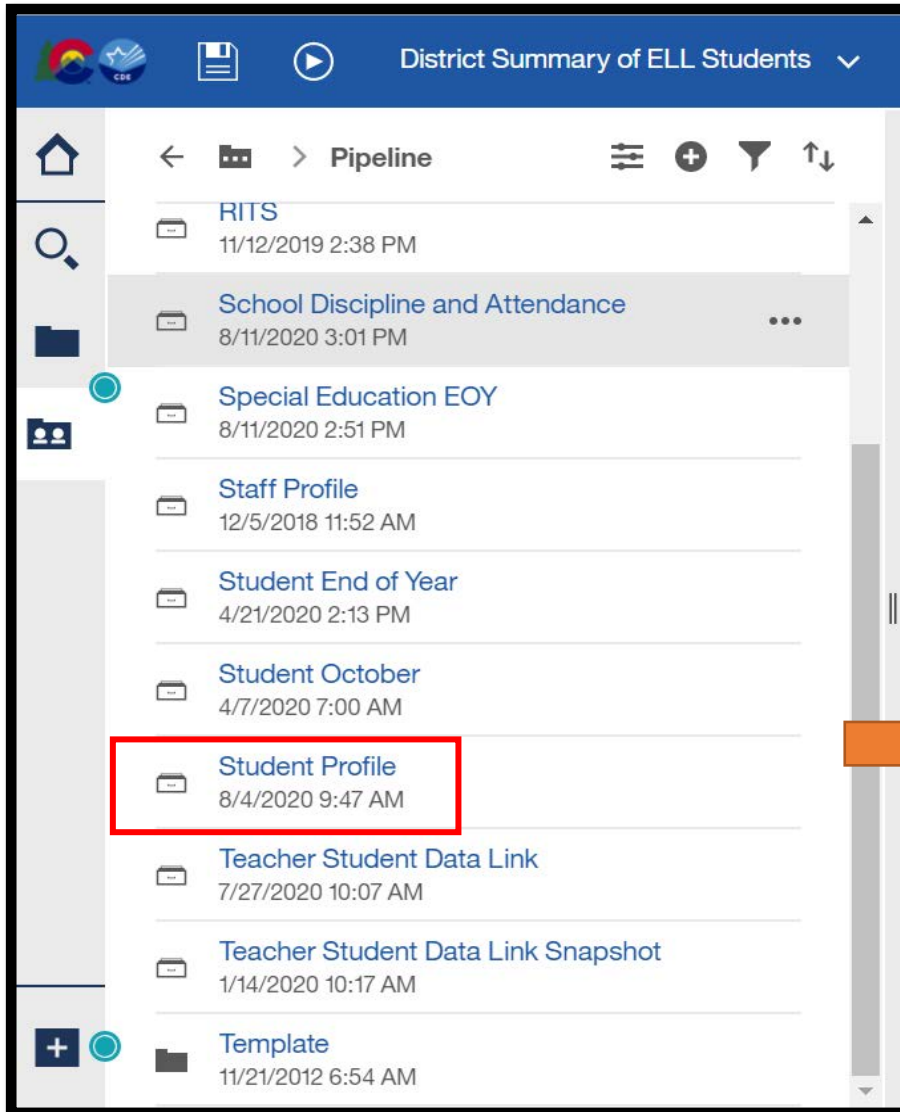
- Student October Count and Student End of Year (EOY) data remains the **same within the current school year**.
- Student **EOY lags by one year**: summation of the previous school year, is not the status of the student for next year.
- Avoid coding errors: **make language proficiency code changes next school year**. EL instruction/programming changes occurs anytime during the current school year.
- When students are not following the EL State Proficiency Progression Sequence (seen on previous slide), there are some situations that may require an **Exception Request**.

## Language Proficiency Codes

- NEP, LEP, FEP Monitor 1, FEP Monitor 2 ≠ '00'
- PHLOTE or FELL = '00'
- FEP Exited Year 1 or Year 2 can have any codes

LIP Codes	Definitions
00	No or Not Applicable
01	English as a Second Language (ESL) or English Language Development (ELD)
02	Dual Language or Two-Way Immersion
03	Transitional Bilingual Education or Early Exit Bilingual Education
04	Content Classes with Integrated ESL Support
05	Newcomer Programs
97	Other
98	Not in a Language Instruction Program, Parent Choice

# Student Profile EL Reports



## EL Historical Reporting

Reports one SASID at a time and includes full history of EL & Error report

## English Learner Historical Report by District

Reports all student with non-English background. Includes current and prior year history of EL & Error report


## EL Historical Reporting for Multiple SSAID

Reports many students at a time & includes full history of EL Report (similar to EL Historical Reporting)



# English Learner Historical Reporting for Multiple SASIDs

**New!**



**Colorado Department of Education**  
 English Learner Historical Reporting for Multiple SASIDs

**Required Selections:**

Select School Year:


Select District:

Enter SASID:  
 Value: 

→

SASID

[Select all](#) [Deselect all](#)

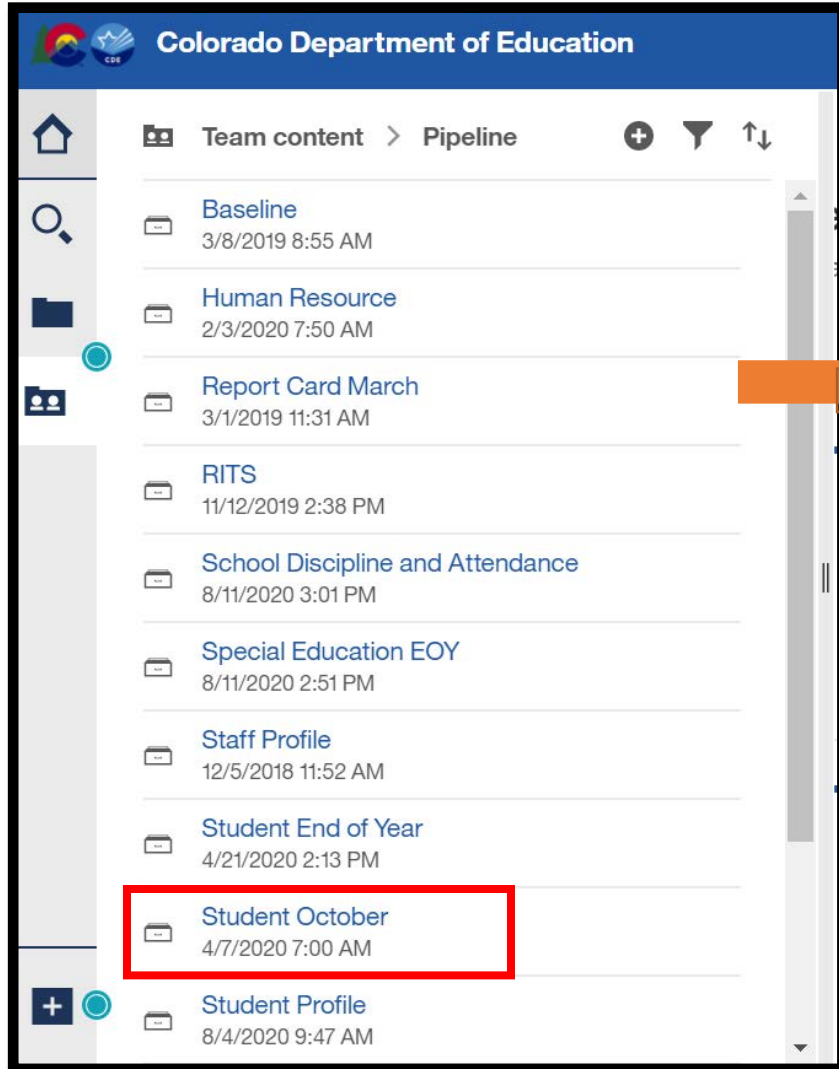


**Colorado Department of Education**  
 English Learner Historical Reporting for Multiple SASIDs  
 District: 0130 Cherry Creek 5  
 School Year: 2021-2022

GRP	SASID	School Year	Grade	District Code	Language Background	Language Proficiency	Bilingual	ESL	Language Program	Update Date	Tag Code	Error Indicator
Stu Oct		2016			khk	NEP (1)	Not Applicable (0)	In Program (1)				
Stu Oct		2017			khk	NEP (1)			ESL or ELD (01)			
Stu Oct		2018			eng	Not Applicable (0)			Not Applicable (00)			
Stu Oct		2018			khk	NEP (1)			ESL or ELD (01)			
Stu Oct		2019			bxm	LEP (2)			Content Classes (04)			
Stu Oct		2020			bxm	LEP (2)			Content Classes (04)			
Now		2021			bxm	LEP (2)			Content Classes (04)	0727021	OCT	N
Stu Oct		2018			eng	Not Applicable (0)			Not Applicable (00)			
Stu Oct		2019			jpn	LEP (2)			Content Classes (04)			
Stu Oct		2020			jpn	LEP (2)			Content Classes (04)			
Now		2021			jpn	FEP - Monitor Year 1			Other (97)	0727021	OCT	N
Stu Oct		2020			heb	PHLOTE (4)			Not Applicable (00)			
Now		2021			heb	PHLOTE (4)			Not Applicable (00)	0727021	OCT	N
Stu Oct		2018			eng	Not Applicable (0)			Not Applicable (00)			
Stu Oct		2019			eng	Not Applicable (0)			Not Applicable (00)			
Stu Oct		2020			eng	Not Applicable (0)			Not Applicable (00)			
Now		2021			eng	Not Applicable (0)			Not Applicable (00)	0727021	OCT	N



# Student October EL Reports



## District Summary of ELL Students

Reports EL status & grade

## ELPA Report

Reports all ELs by school,  
EL codes & Years in  
Program ELPA prior year  
determines current year  
funding



# Sample Exception Request

Updated

## [Exception Request & Instructions Template](http://www.cde.state.co.us/datapipeline/snap_studentoctober)

([www.cde.state.co.us/datapipeline/snap\\_studentoctober](http://www.cde.state.co.us/datapipeline/snap_studentoctober))

- Under Templates Header
- Upload Exception Request to your district's Student Folder

Enter (copy and paste) all exception requests which you have not previously submitted for the school year. However, please have ELL exception requests on a separate template.

Only one error/warning code per row.

School Code and Grade Level are only required for school level errors. Can leave blank for Demographic (DEM) errors.

School Year	Error code	Error Type (Choose one)	District Code	School Code	Grade Level	SASID	Reason For Exception	Requester name, phone, email	Internal Use Only
		E/W							
		E/W							
		E/W							

## Syncplicity is CDE's secure file sharing service of choice

- Each district has a folder named:
  - ##### - DISTRICT NAME – Student
  - Shared with leads for CDE Student October Collection and CDE EOY
- Collection lead as well as with student collection respondents within the given district
- Call or email to gain access if you do not have it
- Exception Requests must be loaded into your district's Syncplicity folder
- For questions about students or errors where you need to share PII you may add a new file to the folder

# How to Share Data

- Check local policies for restrictions, requirements, etc.
- Ensure that you are following local policies when transmitting PII to any third party
- Use secure methods to transfer any PII to CDE
  - Contact Data Collection leads with questions about how to transmit PII securely
  - Use [Syncplicity](http://www.cde.state.co.us/datapipeline/syncplicity) ([www.cde.state.co.us/datapipeline/syncplicity](http://www.cde.state.co.us/datapipeline/syncplicity)) to encrypt emails to CDE
- Avoid sending PII via unencrypted email or to unsecured faxes when sharing data between or within districts

**Do not use PII in trainings, presentations, etc.**

**Do not share PII with unauthorized individuals**

**Do not share passwords**



# Student October Timeline

Updated

- Student October Count day is Friday, October 1, 2021
- Error free snapshot created by Monday, October 18, 2021
- Deadline to Submit Student October (legislative) is Wednesday November 10, 2021
- Duplicate funding documentation due Friday, November 12, 2021
- Deadline to resubmit data to CDE after duplicate process is Wednesday, November 24, 2021
- Deadline for signature pages is Friday, December 3, 2021

## [Student October Count Timeline](#)

([www.cde.state.co.us/datapipeline/2021-2022studentoctobertimeline](http://www.cde.state.co.us/datapipeline/2021-2022studentoctobertimeline))

# Most Common SP Errors

## SY20-21 EL Exception Request Data

### Scenarios

**SP187** - Student does not follow logical sequence for EL. Student is currently coded as FEP Monitor Year 1 (Language Proficiency = 6). Last October the student was coded as FEP Monitor Year 1 (Language Proficiency = 6). Students should progress to FEP Monitor Year 2 (Language Proficiency = 7) if following EL logical sequence.

Follow EL Logical Sequence:  
NEP>LEP>FEP M1>FEP  
M2>FEP Exit1> FEP Exit  
2>FELL. Code student as FEP  
M2 this year.

**SP180** - Student does not follow logical sequence for EL. Student is coded as FEP (Language Proficiency = 6, 7, 8, or 9). Last October the student was coded as Not Applicable (0). Students should be reported in an EL program prior to being redesignated as FEP.

Student was coded as 'Not EL' last year. If student is identified as EL this year, code as NEP/LEP. Or if student is not identified as an EL this year, code as NA or PHLOTE.

**SP166** - Student does not follow logical sequence for ELL. Student is currently coded as Language Proficiency = 0 (N/A). Last October your district reported this student as an EL student with a Language Proficiency code that was NOT zero (Previous October Language Proficiency = 1, 2, 3, 4, 5, 6, 7, 8, or 9).

Student was identified as EL last year, review district identification for current EL determination.



# Contacts

## ELD Programs

- Visit [www.cde.state.co.us/cde\\_english](http://www.cde.state.co.us/cde_english)
- [Morgan Cox](#) at [cox\\_m@cde.state.co.us](mailto:cox_m@cde.state.co.us)
- [Doris Nguyen](#) at [brock-Nguyen\\_d@cde.state.co.us](mailto:brock-Nguyen_d@cde.state.co.us)

## EL Data Coding & Reporting

- Visit [www.cde.state.co.us/datapipeline/snap\\_studentoctober](http://www.cde.state.co.us/datapipeline/snap_studentoctober)
- Visit [www.cde.state.co.us/datapipeline/inter\\_student](http://www.cde.state.co.us/datapipeline/inter_student)
- [Brooke Wenzel](#) at [Wenzel\\_b@cde.state.co.us](mailto:Wenzel_b@cde.state.co.us)

## Assessment Office (ACCESS/ALT ACCESS)

- Visit [www.cde.state.co.us/assessment/ela](http://www.cde.state.co.us/assessment/ela)
- [Heather Villalobos Pavia](#) at [Villalobos-Pavia\\_H@cde.state.co.us](mailto:Villalobos-Pavia_H@cde.state.co.us)

# WIDA Screener for Kindergarten Begins August 2022!

New!

During SY21-22: continue to administer W-APT for [EL Identification](#) to kindergarten and first semester first grade students

During SY21-22: explore this new assessment and start downloading or purchasing test materials for [WIDA Screener for Kindergarten](#)

During SY21-22: review training modules and completing quizzes for test administration certification this year while CDE collects data to set cut point guidance to be disseminated for use in the 2022-2023 school year.



*Please email us if you have any questions.*

