

# CMAS & CoAlt OnDemand Reports

## Individual Student Preliminary Results



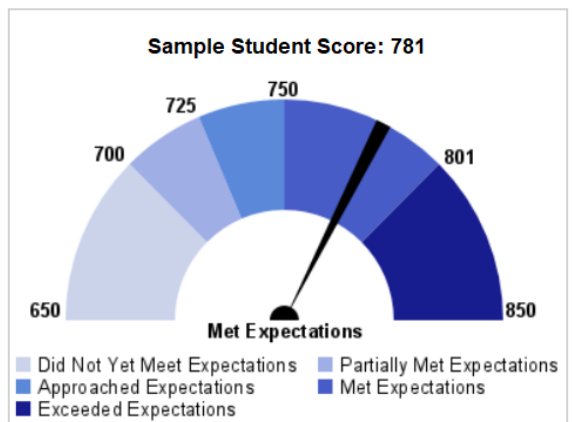
**COLORADO**  
Department of Education

### Understanding OnDemand Reports

OnDemand Reports (ODRs) are preliminary score reports that provide information about your student's understanding of Colorado's expectations in mathematics, English language arts (ELA), Colorado Spanish language arts (CSLA), and science at the end of each grade. ODRs are considered preliminary because they do not include all the information that will be available on the final student performance reports (e.g., subclaim performance and school, district, and state comparative data).

The assessment name and administration year are found at the top of the report, followed by test details. The test details include the content area of the test and grade level, as well as the district and school to which your student's scores were attributed.

Your student's performance on this test is represented by a **scale score** and a **performance level**. A scale score is a numerical value that summarizes student performance by placing the points a student earns on a test on a common scale. The scale score is then used to determine the performance level, which describes the concepts and skills students are expected to demonstrate within a range of scores on that particular test. There are five performance levels for mathematics and ELA/CSLA (scale of 650-850); there are four performance levels for science, which differ by CMAS (scale of 650-850) and CoAlt (scale of 150-350). The scale score range for each performance level varies by grade level and content area.



**In the above example**, the student's overall CMAS scale score, 781, is within the particular test's scale score range for the Met Expectations performance level (750-800).

For math and ELA/CSLA, Performance Level Descriptors (PLDs) are found below the graphic. Examples of PLDs demonstrated by students who Met Expectations include:

- Grade 5 Math – Add and subtract decimals to hundredths.
- Grade 5 ELA – Draw evidence from literary or informational texts to support analysis, reflection, and research.

Performance Levels		
CMAS Math, ELA/CSLA	CMAS Science	CoAlt Science
Level 5: Exceeded Expectations	Level 4: Exceeded Expectations	Level 4: Advanced
Level 4: Met Expectations	Level 3: Met Expectations	Level 3: At Target
Level 3: Approached Expectations	Level 2: Approached Expectations	Level 2: Approaching Target
Level 2: Partially Met Expectations	Level 1: Partially Met Expectations	Level 1: Emerging
Level 1: Did Not Yet Meet Expectations		

Students in the top two math and ELA/CSLA CMAS performance levels, Exceeded Expectations and Met Expectations, are considered on track to being college and career ready in the assessed content area. For CoAlt, the top two performance levels indicate that with appropriate supports, students are prepared for further study in the content area.

### CMAS Math and ELA/CSLA


The math and ELA/CSLA ODRs include Performance Level Descriptors (PLDs) that provide details about the specific grade-level and content area concepts and skills that are typically demonstrated by students who perform within the performance level indicated on the report. For ELA/CSLA, PLDs are provided for both reading and writing.



## CMAS Science

The ODRs for CMAS science include subscale scores and performance for the reporting categories of physical science, life science, earth and space science, and science and engineering practices. “Average” performance represents the performance of about 70% of students in the state. In comparison to other students in Colorado, “Higher than Average” indicates the student’s performance is considered relatively strong in that area and “Lower than Average” indicates the student’s performance is considered relatively weak in that area.

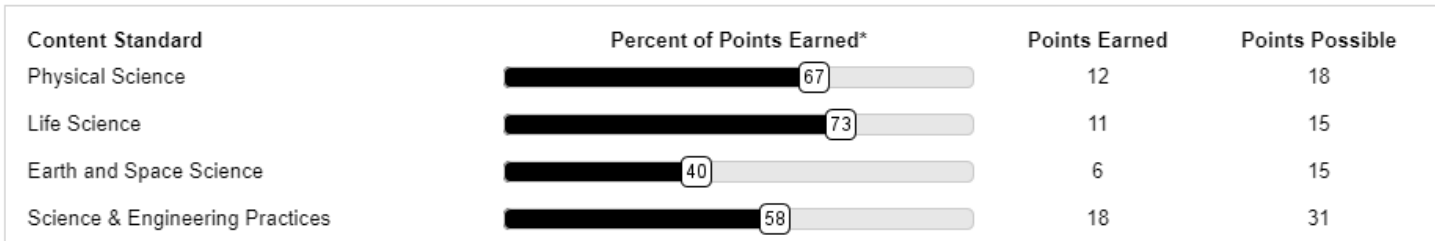
### Sample Preliminary Subscale Performance



## CoAlt Science

The ODRs for CoAlt science include content standard performance for physical science, life science, earth and space science, and science and engineering practices. Performance is indicated by the percent of points a student earned for each content standard, as well as the points earned and points possible.

### Sample Preliminary Content Standard Performance



\*The percent of points earned cannot be compared across years because individual items change from year to year. They also cannot be compared across Standards because the number of items and the difficulty of items may not be the same.

## WHERE CAN I LEARN MORE?

Performance level scale score ranges and policy claims:

- CMAS – [http://www.cde.state.co.us/assessment/cmas\\_perflvl\\_plclms](http://www.cde.state.co.us/assessment/cmas_perflvl_plclms)
- CoAlt Science – <http://www.cde.state.co.us/assessment/coaltplpc>

To view the full version of the PLDs, visit <https://coassessments.com/parentsandguardians>.

For more information about the standards included in the assessments, visit the following Colorado Department of Education webpages:

- CMAS Math – <http://www.cde.state.co.us/comath/statestandards>
- CMAS ELA/CSLA – <http://www.cde.state.co.us/coreadingwriting/statestandards>
- CMAS Science – <http://www.cde.state.co.us/coscience/statestandards>
- CoAlt Science – <http://www.cde.state.co.us/coextendedeo>